

COCKY — AZIMUT



Builder: AZIMUT

Year Built: 1994

Model: Motor Yacht

Price: PRICE ON APPLICATION

Location: United States

LOA: 73' 3" (22.33m)

Beam: 18' 4" (5.59m)

Min Draft: 5' 0" (1.52m)

Max Draft: 5' 2" (1.57m)

Cruise Speed: 19 Kts. (22 MPH)

Max Speed: 23 Kts. (26 MPH)

Our experienced yacht broker, Andrey Shestakov, will help you choose and buy a yacht that best suits your needs **COCKY — AZIMUT** from **our catalogue**. Presently, at **Shestakov Yacht Sales Inc.**, we have a wide variety of yachts available on **our sale's list**. We also work in close contact with all the big **yacht manufacturers** from all over the world.

If you would like to buy a yacht **COCKY — AZIMUT** or would like help answering any questions concerning purchasing, selling or chartering a yacht, please call **+1(954)274-4435**

TABLE OF CONTENTS

TABLE OF CONTENTS	2
SPECIFICATIONS	8
Basic Information	8
Dimensions	8
Speed, Capacities and Weight	8
Accommodations	8
Hull and Deck Information	9
Engine Information	9
DETAILED INFORMATION	10
Walkthrough	10
Salon	10
Galley	11
Dining Area	11
Lower Helm	12
Main Accommodations Companionway	12
Forward Master Cabin	12
Forward Master Head	13
Office	13
Guest Cabin	13
Guest Head	14
Aft Master Cabin Companionway	14
Aft Master Cabin	14
Aft Master Head	15
Foredeck & Side Decks	15
Aft Deck	15
Flybridge	16
Helm Equipment	16
Lazarette	16

Engine Room	17
Electrical	17
Remarks	18
Exclusions	18
Disclaimer	18
Exclusions	18
Disclaimer	18
PHOTOS	20
Salon Looking Forward	20
Salon Looking Port	20
Salon Looking Forward to Starboard	20
Salon Looking Forward	20
Salon Window Starboard Side, New Shades	20
Salon Window Starboard Side	20
Salon Refrigerator	21
Wine Cooler	21
Wine Cooler	21
Salon Bar to Starboard	21
Salon Bar to Starboard	21
Flybridge Stairs Looking Forward	21
Pilothouse Aft to Port	21
Dining Table	21
Galley Looking Aft	22
Galley Looking Forward	22
Galley Storage Salon Starboard Side	22
Galley Storage	22
New Dishwasher	22
Lower Helm	22
Lower Helm, New Garmin & Card Readers	22

Lower Helm	22
Lower Helm, Garmin GMD	23
Lower Helm	23
Overhead Lower Helm	23
Helm Area Electrical Panel	23
Helm Area to Port	23
Helm Area to Port	23
Forward Master to Port	23
Forward Master Looking Forward	23
Forward Master to Starboard	24
Forward Master Head	24
Office to Starboard	24
Laundry & Office Cabin	24
Office Cabin Aft	24
Guest Cabin to Port	24
Guest Head	24
Aft Master to Starboard	24
Aft Master to Port	25
Aft Master Hanging Locker	25
Aft Master Head to Starboard	25
Aft Master Head to Port	25
Bow	25
Anchor Detail	25
Dockside View	25
Lower Windshield	25
Starboard Side Storage Locker	26
Starboard Side Storage Locker	26
Portside Storage Locker	26
Portside Storage Locker	26

Portside Storage Locker	26
Foredeck	26
Side Decks	26
Side Decks	26
Workshop/Deck Access	27
Workshop Prop Storage	27
Starboard Side Aft Controls	27
Starboard Side Aft Controls	27
Entrance	27
Aft Deck	27
Custom Seating	27
Aft Deck	27
Looking Forward	28
Custom Seating	28
Helm, New Garmin	28
Helm Area	28
Flybridge Seating	28
Flybridge Seating	28
Flybridge Seating	28
Flybridge Grill	28
Flybridge Wing	29
Bow from Flybridge	29
Bridge Looking Forward	29
Bridge Looking Aft	29
Flybridge Grill/Sink	29
Flybridge Table	29
Helm Cover	29
Davit	29
Davit	30

Davit & Boat Deck	30
Lazarette Door	30
Stern Quarter	30
Lazarette to Port	30
Lazarette to Starboard	30
Lazarette Looking Forward	30
Lazarette to Starboard	30
Step Up Transformer	31
Lazarette to Port	31
Engine Room Looking Forward	31
Port Engine	31
Port Engine Hours	31
Starboard Engine	31
Starboard Engine Hours	31
Starboard Engine	31
Port Engine Room Equipment	32
Starboard Engine Room Equipment	32
Generator 1	32
Generator 2	32
Partial AC System	32
Profile	32
Evening Profile	32
Evening Profile	32
Radar Mast	33
2015 Yard Visit	33
2015 Yard Visit	33
2015 Yard Visit	33
2015 Yard Visit	33
2015 Yard Visit	33

CONTACTS	34
Contact details	34
Telephones	34
Office hours	34
Address	34

SPECIFICATIONS

Basic Information

Category: Motor Yacht

Model Year: 1994

Year Built: 1994

Refit Year: 2010

Refit Type: hull extension

Country: United States

Vessel Top: Arch

Dimensions

LOA: 73' 3" (22.33m)

LWL: 69' 3" (21.11m)

LOD: 73' 3" (22.33m)

Beam: 18' 4" (5.59m)

Min Draft: 5' 0" (1.52m)

Max Draft: 5' 2" (1.57m)

MFG Length: 73' 3" (22.33m)

Speed, Capacities and Weight

Cruise Speed: 19 Kts. (22 MPH)

Cruise Speed Range: 350

Max Speed: 23 Kts. (26 MPH)

Displacement: 90000 Pounds

Gross Tonnage: 45 Pounds

Water Capacity: 445 Gallons

Holding Tank: 100 Gallons

Fuel Capacity: 1290 Gallons

Accommodations

Total Cabins: 4

Total Berths: 4

Sleeps: 6

Total Heads: 3

Hull and Deck Information

Hull Material: Fiberglass

Deck Material: Composite

Hull Configuration: Modified V-Hull

Hull Finish: Aluminum

Hull Designer: Azimut

Exterior Designer: Pininfarina

Interior Designer: Azimut

Engine Information

Engines: 2

Manufacturer: MTU

Model: 12V183TE93

Engine Type: Inboard

Fuel Type: Diesel

DETAILED INFORMATION

Walkthrough

Boarding the yacht is via hinged boarding gates port and starboard just forward of the Aft Deck.

The decks are "Flexiteak" faux teak for easy maintenance. Wide walk arounds facilitate owner operation for ease of docking.

The spacious Aft Deck has been greatly expanded to provide both fixed and loose seating around a varnished mahogany table.

The extended hardtop and a further awning provide excellent shade from the sun.

Steps to port lead to the swim platform and Engine Room/Lazarette area.

The Salon is entered via double stainless steel sliding doors. Immediately apparent is the beautiful high gloss cherry joinery with a curved settee to port, barrel chair and wine cabinet to starboard and a private access to the Master to starboard.

Forward of the Salon are interior stairs to the Flybridge and a U shaped dining settee to port.

The open plan fully equipped Galley is to starboard.

Next forward is the Lower Helm area and steps to the general accommodations below.

All the way forward is the Forward Master Cabin, a king size berth and with a large walk in closet and a private Head and shower.

Aft to starboard is an Office/Cabin with two desks and a single berth.

To port is a single berth Cabin and a large en suite Head with a stall shower.

Back to the Salon with steps to the starboard side aft is the private Aft Master Suite with a king size berth, ample storage, a settee and a nearby full beam Head.

The Flybridge has the Helm to starboard and a U shaped dinette with table under the radar arch and a davit with space for a tender aft.

The Lazarette can only be described as huge and is entered via a large door in the transom. Next forward is the spacious and well laid out stand up Engine Room.

Salon

Entered via split stainless sliding doors on centerline the Salon is beautifully laid out and accented with high gloss cherry with a fine inlaid banding just below the bull nose trim and burlwood countertop.

Immediately to port upon entering is a cabinet with a burlwood top concealing a stainless and glass refrigerator. Next forward is a built in four person leather sofa with storage below.

Twin mirrored panels with sconce lights flank the large side window covered with New pleated blinds as needed.

Next forward is a built in cabinet with two cabinet doors concealing velvet lined silverware drawers and two shelves for dinnerware.

Starting aft on the starboard side at the Salon is the Companionway and steps to the Master and a burlwood topped cabinet that contains twin glass front wine coolers with disappearing doors, a cabinet for additional wine storage aft and forward a cabinet for the yacht's entertainment electronics, including a Sony AM/FM receiver and a Panasonic DVD player.

Above is identical New window treatment to that on the portside.

Also in this area is a glass and Plexiglass cocktail table, a table lamp, a very ornate but tasteful ceiling treatment in upholstered panels, surrounded by cherry trim, six overhead lights and a carpeted below.

Galley

The Galley is up one step and to starboard. Unlike European delivered sisterships, the Galley is open to the Salon and Dining Area for a more spacious feeling. There is a cherry column and a partial divider aft.

Equipment includes:

Ocean Blue granite countertops Vinyl tile sole Under mount stainless steel sink Delta removable spray faucet LED under counter lighting Frigidaire Slim Line dishwasher Thermador trash compactor Gaggenau two burner cook top Miele exhaust fan & work light Frigidaire refrigerator freezer Panasonic Dimension IV microwave/convection oven (8) Cherry cabinet doors (2) Cherry doors Pantograph side deck entry door Small deadlight (7) Overhead mini spots Dedicated cabinet for pullout trash container

Dining Area

To port from the Galley are eight curved steps to the Flybridge with a sliding hatch

above and Lucite handrail.

Next forward is a four to five person leather covered C shaped settee with a two level side deck window above. The settee has storage below and a burlwood table on two stainless steel bases.

Above is a four light ceiling fixture for this area.

Forward is a chart storage locker and a large three panel windshield. Centerline are steps to the forward accommodations and to starboard is the Lower Helm.

Lower Helm

The Lower Helm offers the following equipment:

Two person leather helm seat w/stainless steel footrest Teak six spoke helm wheel Hynautic separate clutch & throttle controls VDO analog tach, transmission pressure, water temp & oil pressure gauges (2) Sine analog fuel tank gauges Sine analog water tank gauge Trim tab indicator gauges Key start switches Stop buttons Battery parallel switch Engine alarms, audio visual six points Windlass controls Chain wash pump controls

Cantalupi overhead systems control panel w/boat schematic for pumps & (29) lighted switches Searchlight controls Robertson Dataline rudder angle indicator Vetus bow & stern thruster controls All outdated equipment removed & professionally covered White Star 5" magnetic compass Solderberg chart light (2) Overhead halogen mini spots

Main electrical switching panels are located in this area. They include: Bow shore power select Generator 1 & 2 power select Bow/stern/Gen 1/Gen 2 power select 24V Digital volt/amp/charge meters All new 2015: Garmin 8217 17" glass bridge type GPS/plotter w/sounder module + GRD Garmin card reader w/Norfolk to FC HD chart chip Garmin card reader w/Fla. to Bahamas HD chart chip Garmin VHF Garmin remote device w/joystick for screen navigation

Main Accommodations Companionway

Six curved carpeted steps with a Lucite handrail lead below. At the base of the steps one can go forward to the VIP or down two more steps to the Office and single Guest Cabin.

Forward Master Cabin

Forward is the Forward Master Cabin with a modified tapered king size berth centerline

from the forward bulkhead. Two drawers port and two drawers starboard offer storage below the berth. To both port and starboard are two drawer nightstands with burlwood tops and brass swing arm lamps above. The entire forward bulkhead is mirrored. Storage cuddies port and starboard offer additional storage. Above is a raised soffit concealing the emergency deck hatch for escape.

To port is a chest of six drawers and two cabinets below with four cabinet doors and a centerline bookshelf above. Two opening portholes behind drapes are above. Next aft of this storage is the access to the VIP Head.

On the starboard side are the same six drawers followed by a single person leather seat. Above are four cabinet doors, a bookshelf and two opening stainless steel portholes behind full drapes.

Next aft is a large walk in locker that has a full size dressing mirror, hanging area, six teak drawers, four shelves and a porthole and drapes.

Forward Master Head

The Forward Master Head has a curved front vanity with two storage cabinets below, a marble countertop with an under mount sink and upgraded fixtures, a Sealand Vacuflush toilet, three cabinets above the sink, two mirrored medicine cabinets, a center mirrored cabinet with a stainless steel opening porthole within and a second porthole with drapes outside the cabinet.

The shower has a curved Plexi door, a wall mount or handheld fixture and a soap/shampoo dispenser.

A curved soffit above the sink houses five halogen mini spots. Note: Vacuflush head rebuilt 2015.

Office

Aft and down two steps from the VIP is an open Office with a single lower berth, two desks, five open bookshelves for manuals and ship's papers, two leather desk chairs, three drawers including a file drawer, a storage locker, access to the walk in closet of the VIP and a cabinet with GE stacked washer/dryer.

Also in this cabin are two stereo speakers, four halogen mini spots and an opening stainless steel porthole. This cabin is very well suited for a captain if an owner so chooses.

Guest Cabin

The Portside Guest cabin has a single outboard lower berth but certainly an upper berth could be added. At the foot of the berth is a full size, cedar lined auto lit hanging locker. Inboard of the berth is a two drawer burlwood topped nightstand with a swing arm brass lamp.

Also in this cabin is access to the Guest Head and three overhead halogen mini spots and one storage drawer below the berth.

Guest Head

The Guest Head has a curved bow front vanity with one storage cabinet below and a marble vanity top with an under mount sink. There is a large mirrored medicine cabinet above the sink with mirrored panels fore and aft. There are two additional storage cabinets as well as a free standing cabinet with marble top aft.

The toilet is a Sealand Vacuflush model. The stall shower has a curved Plexiglass enclosure, a handheld or wall mountable fixture and a soap/shampoo dispenser. The sole is vinyl tile and there are four halogen mini spots above.

Aft Master Cabin Companionway

From the aft end of the Salon, just inside the entranceway, eight curved carpeted steps lead to the private Aft Master Cabin. There is a Lucite handrail, two storage cuddies and a very large cedar lined hanging locker at the base of the steps. A lockable cherry door at the base of the steps gives privacy.

Aft Master Cabin

Entered from aft to starboard, the Aft Master Cabin is dominated by a king size berth off the forward bulkhead. There are two drawers port and two drawers starboard below the berth. There are port and starboard nightstands with two drawers each with a burlwood top and a swing arm brass lamp above.

An upholstered headboard sits upon a large mirrored panel nearly the width of the berth.

To both port and starboard are large cedar lined auto lit hanging lockers followed by a chest of six drawers.

To port this is followed by a curved leather settee, to starboard by two cherry cabinets

with a cedar lined shelf within.

Above on each side is an opening stainless steel porthole behind drapes.

Centerline aft in the cabin is the entrance to the Master Head.

Aft Master Head

Almost full beam the Aft Master Head has a curved front vanity with three storage cabinets below and a marble countertop with an under mount china sink and upgraded fixtures above. There are three mirrored medicine cabinets above the sink.

The sole matches the countertop with marble tiles.

The toilet is a Vacuflush Sealand model freshly rebuilt 2015. Two storage cabinets are adjacent to the toilet.

To port is a large shower with opening stainless steel porthole, a clear tempered glass bifold door, a handheld or wall mountable fixture, soap/shampoo dispenser and an opening stainless steel porthole behind drapes.

Foredeck & Side Decks

Faux teak decking over fiberglass Raised bulwarks w/stainless steel railing Large stainless steel bollard type cleats w/fairleads Small teak step at forepeak 24 Volt Lofrans all chain windlass w/capstan 250' of ½" chain (2) Anchor locker hatches Wired remote windlass control 100lb. Suncor Plow Master anchor Stainless steel anchor chute Bow pennant staff Foredeck hatch into ex Crew Cabin now Shop/Tool Locker (2) Mounted spare props forward Foredeck recessed sun lunge (no cushions) (2) Built in side deck dunnage box cabinets Black Textulene windshield cover (4) Deck level courtesy lights (12) Overhead deck lights, (6) port, (6) starboard Midship spring line cleats Starboard side Pantograph door 50 Amp shore cord inlet on bow Recessed area for Tide Ride ladder storage Portside Engine Room access door International Navigation lights Heavy Duty custom rub rail (actually protects boat)

Aft Deck

Flexiteak over fiberglass sole ¾ Cleats w/Lofrans warping windlass due to extension now actually aft spring line cleats (2) Recessed life ring cutouts w/life rings Raised bulwarks w/stainless steel handrail 110 Volt CFGI outlet Port & starboard gates to Aft Deck from below Extended fiberglass overhang w/(2) large stainless steel columns (14) Overhead headlights Split sliding stainless steel black glass Salon entry door Curved aft settee to seat six w/storage below removable cushions & cover 5' Round varnished

teak table w/cover (2) Rattan barrel chairs w/covers 4' Canvas fly for additional shade w/stainless steel support poles Portside 3 Flexiteak stairs to swim platform Handrail at swim platform steps Flexiteak over fiberglass swim platform (3) Stainless steel hoop rails on swim platform (2) Stern cleats on swim platform Large fiberglass transom door for Lazarette Engine Room access, Pantograph operation Stainless steel telescoping swim ladder ITT Jabsco shore water hookup at transom Hubble TV/telephone inlet at transom 50 Amp Glendinning cable master at transom Tracey six step Tide Ride ladder

Flybridge

Flexiteak over fiberglass sole Curved entryway to port Helm to starboard 5 -6 Person curved settee centerline Varnished teak oval shaped dining table Polished stainless steel base Stainless steel sink to starboard w/cabinet below Gaggeneau electric grill to port w/storage cabinet below Deck height courtesy lights Ample deck drains FRP radar arch Twin air horns on arch Custom radar wing w/Sat dome mount 1000 lb. davit w/power rotation & winged remote Stainless steel flag pole Blue LED lighting on radar mast New Bimini top (2015)

Helm Equipment

6 Spoke varnish helm wheel Console cover VDO analog engine gauges (2) Sine fuel tank gauges Ritchie 4" compass (2) Flow Scan fuel meter w/totalizers Hynautic clutch & throttle controls Vetus integrated bow/stern thruster control Synchronizer control Robertson autopilot Newly updated dash panel Trim tab controls Hydraulic steering pump control Windlass control Key start switches & stop buttons High bilge water alarm lights Engine alarm 9 point indicator lights Battery parallel switch Robertson Dataline rudder angle indicator (8) Blue Sea Systems accessory switches Upholstered bench helm seat for two All New 2015: Garmin 8212 12" glass bridge type GPS/plotter w/sounder module Garmin VHF, remote handset from Pilothouse

Lazarette

The Lazarette is a working yachtsman's dream! There is 8' of headroom. The space is air conditioned and it contains the heat sensitive electrical switch gear usually found in the Engine Room.

Equipment includes:

Diamond Plate four step, entry stairs Massive FRP entry door w/Pantograph hinge (2) Opening stainless steel portholes Pirelli type flooring Starboard side workbench w/drill press Hydraulic steering pump & reservoir Trim tab pump & associated switches (5) Storage cabinets Doggable watertight Engine Room door Spare shaft, 3" dia. (8)

Overhead halogen mini spots Freshwater spigot in Lazarette Vetus 220 KGF stern thruster w/battery on/off rotary switch 11" tube Mounted tool box (2015)

Engine Room

Air conditioned Engine Room (5) Cruiseair air conditioning compressors Glendinning synchronizer Chrome accessory package on engines Site gauge on day tank Fuel transfer system w/analog gauge (3) 110V Fluorescent Engine Room lighting Seven step stainless steel ladder to portside deck Fireboy FE 241 auto fire system for Engine Room Integral fiberglass muffler (2) Centrex generator mufflers Freshwater spigot in Engine Room 220 Volt house freshwater pump 24 Volt backup freshwater pump (2) Racor 500 fuel filter for generators 6 Point oil change system Dual Racor 1000 fuel filters w/vacuum gauge for each engine 24V Incandescent Engine Room lighting House air compressor Hynautic hydraulic engine control system (2) Large DC Engine Room fans w/fire damper system Direct Reading MTU gauge panel Diamond plate Engine Room sole Heavy Duty stainless steel Engine Room safety rails Main engine VDO hour meters ZF BW 165 Vee drives, ratio 1.97 to 1 Firefighting pump w/(2) stations 3" Prop shafts 100 Gallon holding tank & plumbing replaced in forward bilge (2015) Fuel tanks cleaned 2015 New salt water AC cooling pump (2015) Hydraulic steering system Bronze stuffing box w/flexible hose Vetus bow thruster w/six blade prop in 10" tube 20 Gallon hot water tank

Electrical

12/24V DC electrical system 110/220V 60 HZ AC electrical system Kohler 19 KW generator w/1434 hours #1, injectors just serviced 2015 Kohler 19 KW generator w/1448 hours #2, injectors just serviced 2015 (2) Group 27 Exide generator batteries Promariner Prosport 12, generator battery charger 12 amp, 12V (2) Blue Sea Systems generator batteries shut off switches Main engine battery disconnect switches Newmar Perfect Wave 4800 watts inverter/charger Guest battery selector switch Service battery/starting battery selector switch Lazarette electrical panel contains following equipment: Analog AC voltmeter Analog AC HZ meter Generator #1, #2 selector switches lighted Lighted shore power/generator switches Lighted bars open/closed switch Controls for Engine Room ventilators Controls for Engine Room fuel transfer pump Main engine start/stop lighted switches Forward shore power lighted on/off switches (17) Breaker protected 220 volt breaker protected circuits (19) Breaker protected 24 volt breaker protected circuits 16 KVA isolation transformer

Pilothouse electrical panel with: (26) Breaker protected 24 volt breaker protected circuits (6) Breaker protected 220 volt breaker protected circuits (4) Breaker protected 110 volt breaker protected circuits Inverter selector switch Charles ISO Boost 50 amp boost transformer (2015) 10 New Group 31 batteries (2015)

Remarks

COCKY was purchased by her third owner in 2015. Several years ago the engines were removed from the boat and rebuilt by MTU.

The previous owner designed an 8 foot extension to improve the looks, handling and livability of the yacht. The result is a great looking yacht with a spacious Aft Deck and a huge finished Lazarette that can easily be fitted out as a Crew Cabin. Access to the Engine Room has been greatly improved. Heat sensitive electric switch gear is now located in the Lazarette which along with the Engine Room has a dedicated air conditioner.

The spacious interior of the yacht has high gloss cherry joinery as only Azimut can do. High end finishes abound. COCKY is most assuredly worth a close personal inspection. The new owners made many important improvements in 2015 but are pursuing individual interests so COCKY has been regrettably put up for sale. Owner willing to accept smaller trades of approx. 50% value. *OF SPECIAL NOTE IS THE FACT THAT THE YACHT IS OWNED BY AN LLC WITH FLA. SALES TAX PAID.

Exclusions

While every effort was made to list all pertinent included equipment aboard COCKY, there are some personal belongings aboard. Prospective purchasers should assume any item not specifically mentioned herein will not convey at closing.

Disclaimer

The Company offers the details of this vessel in good faith but cannot guarantee or warrant the accuracy of this information nor warrant the condition of the vessel. A buyer should instruct his agents, or his surveyors, to investigate such details as the buyer desires validated. This vessel is offered subject to prior sale, price change, or withdrawal without notice.

Exclusions

Owner's personal belongings.


Disclaimer

The Company offers the details of this vessel or yacht in good faith but cannot guarantee or warrant the accuracy of this information nor warrant the condition of the vessel. A buyer should instruct his representatives, agents, or his surveyors, to

investigate such details as the buyer desires validated. This vessel or yacht is offered subject to prior sale, price change, or withdrawal without notice.

PHOTOS


Salon Looking Forward




Salon Looking Port




Salon Looking Forward to Starboard



Salon Looking Forward



Salon Window Starboard Side



Salon Window Starboard Side, New Shades



Salon Refrigerator



Wine Cooler



Wine Cooler



Salon Bar to Starboard



Salon Bar to Starboard



Flybridge Stairs Looking Forward



Pilothouse Aft to Port



Dining Table




Galley Looking Aft




Galley Looking Forward




Galley Storage Salon Starboard Side




Galley Storage




New Dishwasher



Lower Helm



Lower Helm



Lower Helm, New Garmin & Card Readers



Lower Helm, Garmin GMD



Lower Helm



Overhead Lower Helm



Helm Area Electrical Panel



Helm Area to Port



Helm Area to Port



Forward Master to Port



Forward Master Looking Forward



Forward Master to Starboard



Forward Master Head



Office to Starboard



Laundry & Office Cabin



Office Cabin Aft



Guest Cabin to Port



Guest Head



Aft Master to Starboard



Aft Master to Port



Aft Master Hanging Locker



Aft Master Head to Starboard



Aft Master Head to Port



Bow



Anchor Detail



Dockside View



Lower Windshield



Starboard Side Storage Locker



Starboard Side Storage Locker



Portside Storage Locker



Portside Storage Locker



Portside Storage Locker




Foredeck



Side Decks



Side Decks



Workshop/Deck Access




Workshop Prop Storage




Starboard Side Aft Controls




Starboard Side Aft Controls




Entrance




Aft Deck



Custom Seating



Aft Deck



Looking Forward



Custom Seating



Helm, New Garmin



Helm Area



Flybridge Seating




Flybridge Seating




Flybridge Seating



Flybridge Grill



Flybridge Wing



Bow from Flybridge




Bridge Looking Forward



Bridge Looking Aft




Flybridge Grill/Sink




Flybridge Table



Helm Cover



Davit




Davit



Davit & Boat Deck




Lazarette Door



Stern Quarter




Lazarette to Port



Lazarette to Starboard



Lazarette Looking Forward



Lazarette to Starboard




Step Up Transformer




Lazarette to Port




Engine Room Looking Forward




Port Engine




Port Engine Hours



Starboard Engine



Starboard Engine Hours




Starboard Engine




Port Engine Room Equipment




Generator 1




Partial AC System




Evening Profile




Starboard Engine Room Equipment



Generator 2



Profile



Evening Profile




Radar Mast



2015 Yard Visit




2015 Yard Visit



2015 Yard Visit



2015 Yard Visit



2015 Yard Visit



CONTACTS

Andrey Shestakov, leading yacht broker of the sales department of Shestakov Yacht Sales Inc. Shestakov Yacht Sales Inc., the official representative of the Miami/Fort Lauderdale FL headquarters.

Contact details

Email: **andrey@shestakovyachtsales.com**

Web: shestakovyachtsales.com/en/

Telephones

USA: **+1(954)274-4435**

Office hours

Monday – Saturday: **9:00 - 21:00** EDT

Sunday: **closed**

Address



Harbour Towne Marina, 850 NE 3rd St, STE 213, Dania, FL 33004