

54EU-016 — GRAND BANKS



Судостроитель: GRAND BANKS

Год постройки: 2015

Модель: Моторная яхта

Цена: **ЦЕНА ЯХТЫ ПО ЗАПРОСУ**

Местонахождение: United States

Длина общая: 54' 0" (16.46m)

Ширина: 17' 9" (5.41m)

Макс. осадка: 5' 0" (1.52m)

Купить 54EU-016 — GRAND BANKS а также выбрать подходящую вам яхту из нашего каталога яхт вам поможет опытный яхтенный брокер Андрей Шестаков. На сегодняшний день компания Shestakov Yacht Sales Inc. имеет большое количество яхт в собственном списке продаж, а также тесно сотрудничает со всеми крупными яхтенными производителями по всему миру.

Для того чтобы купить яхту 54EU-016 — GRAND BANKS а также проконсультироваться по любому вопросу связанному с покупкой, продажей, чартером яхт позвоните по телефону **+7(918)465-66-44**.

ОГЛАВЛЕНИЕ

ОГЛАВЛЕНИЕ	2
ХАРАКТЕРИСТИКИ	5
Обзор	5
Основная информация	5
Размеры	5
Скорость, вместимость и масса	5
Размещение	5
Корпус и палуба	5
Информация о двигателе	6
ПОДРОБНОЕ ОПИСАНИЕ	7
DESCRIPTION	7
STANDARD EQUIPMENT	8
CUSTOM OPTIONS	15
Disclaimer	18
Исключения	18
Отказ от ответственности	18
ФОТОГРАФИИ	19
Aft Deck	19
Aft Deck	19
Aft Deck	19
Aft Deck	19
Aft Deck	19
Aft Deck	19
Aft Deck	20
Port Sidedeck	20
Foredeck	20
Foredeck	20
Foredeck	21

Bow	21
Flybridge	21
Flybridge	21
Flybridge	21
Flybridge	21
Flybridge	22
Flybridge	22
Flybridge	22
Flybridge	22
Flybridge	22
Salon	22
Salon	23
Salon	23
Salon	23
Salon	23
Dinette	23
Salon	23
Dinette	24
Galley	24
Galley	24
Galley	24
Galley	25
Lower Helm	25
Lower Helm	25
Lower Helm	25
Lower Helm	25
Master Stateroom	25
Master Stateroom	26
Master Stateroom	26

Master Stateroom	26
Master Head	26
Master Head	26
Master Head	26
Master Head	27
Utility Room	27
Utility Room	27
Forward Stateroom	27
Forward Stateroom	28
Guest Stateroom	28
Guest Head	28
Engine Room	28
Engine Room	29
Engine Room	29
Engine Room	29
Engine Room	29
Engine Room	29
Stern	29
Engine Room	29
Port Stern Profile	30
КОНТАКТЫ	31
Контактная информация	31
Телефоны	31
Время работы	31
Адрес	31

ХАРАКТЕРИСТИКИ

Обзор

The all-new Heritage 54EU is simply amazing! There are more features and benefits on this yacht than any other cruising yacht of her size. Featuring a one-level design on the main deck, large covered aft deck, large U-shaped galley, spacious salon, pilothouse door, large utility room and enormous engine room. She will far exceed your expectations in every way!

Основная информация

Тип судна: Моторная яхта

Подкатегория: Flybridge

Модельный год: 2016

Год постройки: 2015

Страна: United States

Размеры

Длина общая: 54' 0" (16.46m)

Длина по ватерлинии: 49' 0" (14.94m)

Ширина: 17' 9" (5.41m)

Макс. осадка: 5' 0" (1.52m)

Скорость, вместимость и масса

Водоизмещение: 83335 Pounds

Вместимость воды: 270 Gallons

Вместимость сточного бака: 100 Gallons **Объем топливного бака:** 1500 Gallons

Размещение

Всего кают: 3

Всего ком. состава: 2

Корпус и палуба

Материал корпуса: Fiberglass

Информация о двигателе

Двигатели: 2

Производитель: Cummins

Модель: QSM-11

Тип двигателя: Inboard

Тип топлива: Diesel

ПОДРОБНОЕ ОПИСАНИЕ

DESCRIPTION

Starting with the completely covered aft deck, a tremendous amount of space is available along with built-in seating and a large teak table. She has a fiberglass locker at the starboard forward corner with sink on top, storage in the cabinet below and on the right side, an aft docking station complete with throttle, and bow & stern thruster controls. On the port side forward, there is an easy access staircase to the flybridge with large storage locker at deck level underneath the stairs.

When you enter the salon through the aft deck door, which has two (2) Phantom screens that come together and attach magnetically, the area is extremely spacious with her 17' 9" beam which makes her seem like a much larger yacht. In the salon, there is an L-shaped settee to port with teak storage drawers below. On the starboard side is a straight settee with teak storage drawers below, as well. The Bose entertainment system is located in the port aft corner cabinet. When you move into the galley/dinette area, there is a small step up. The galley is on the starboard side aft which is U-shaped featuring Granite countertops, Sub-Zero refrigeration on the aft section, microwave/convection oven above, overhead galley dish locker storage runs the full length of the galley outboard, Magic corner storage space in the aft outboard galley section which creates an enormous easy-to-use storage area for pantry items. Moving forward, there are several drawers for silverware, glass storage and other galley utensils. Moving further forward, there is a trash bin. Looking at the forward side of the galley, there is a large sink and a Fisher Paykel dishwasher drawer unit below. As you move around to the forward side of the galley, there is an additional set of Sub-Zero drawers, an additional refrigerator (total of 3) with freezer below.

The dinette is located opposite the galley on the port side with comfortable seating and storage below which will work great for additional galley storage for long-term cruising. This is a very comfortable seating area, which includes two custom-made movable teak chairs on the inboard side of the table, and another place for people to sit if you are driving the boat from below. Moving forward, you have port and starboard doors with Phantom screens to reach the side decks, a STIDD helmseat (there is room for an additional STIDD, if desired), a very large electronics console and a chart locker to port. Operation of the boat from the lower helm is very easy due to the size of the windows and the proximity of the steering station to the bow of the boat; it's very close. Also on this level, you have almost a full 360-degree view and you can easily step out onto the side decks to help with dock lines.

On the foredeck, we have incorporated a very comfortable seating area with a table and storage below that could hold all the cushions for this area or you can leave the cushions set up and cover them with the standard Sunbrella covers. This makes another nice outdoor entertaining area. Outboard of this area are two very large storage bins. The stainless steel anchor platform is set up for dual anchors. Outboard of the anchor platform are 2 storage lockers; the starboard one features a freshwater washdown. With her wide walkaround side decks and high stainless

steel double rails, she is safe and easy for a couple to handle in any seaway.

Up to the flybridge via the staircase on the port side aft deck, you have two STIDD seats forward with a generous electronics console, a bench seat on the portside forward facing and there is a very large L-settee on the starboard side with a teak table. Storage is below all the seating. Aft of this, there are several lockers and a wet bar area which offers a refrigerator, sink, custom propane grill and storage lockers. There is a standard davit with a 1000 lb. capacity and plenty of room for up to a 13' tender. There is an enormous amount of space just aft of the wet bar area and forward of the dinghy that can be used for other deck furniture or storage for additional toys.

As we go below decks, we have a fantastic layout with three staterooms and 2 heads with separate stall showers. There is a utility room aft of the master with full-size Asko washer and dryer, additional large freezer and several tall and wide storage lockers and drawers. The engine room can be accessed either through the aft deck or through the aft utility room and is very spacious with full standing headroom and the best access to the engines and other systems on a boat of this size than you've ever seen before.

The master stateroom is amidships and features a large walkaround berth, which is 65" wide and very low with storage below, large cedar-lined hanging lockers are on the aft section. Several other smaller lockers throughout the stateroom are to accommodate other storage needs. The en suite head on the port side allows you to truly feel the full beam of the boat. And on both sides of the hull, you have two large opening ports for natural light and ventilation. The private en suite master head features a large Corian sink, lift-up storage lockers with mirrors below, large medicine cabinet, storage below the sink and large shower with seat and tiled floor.

The forward VIP guest stateroom features an island berth which is easy to access from port or starboard sides, cedar-lined hanging lockers both port and starboard, storage drawers below the berth, hatch overhead and two large opening ports. The guest stateroom just aft and to port features two single bunks, drawer storage below, a cedar-lined hanging locker aft and an opening port. The guest head is directly across and features a stall shower, Corian sink with storage below and an opening port.

STANDARD EQUIPMENT

CONSTRUCTION

- Fiberglass outer skin: gel-coated, Cook Composites & Polymers
- Fiberglass: hand-laid
- Hull barrier: epoxy undercoat, Z-Spar, 2 coats
- Hull bootstripe: painted Awl-Grip, "Black"
- Hull lamination: Hydrex resin skin coat, Reichold
- Hull structural grid: fiberglass and foam
- Hull: solid fiberglass below and cored above waterline, with cross-linked PVC foam core
- Keel: full length extending below running gear

- Quarter guard: FRP molded, with stainless steel rubrail
- Structural bulkheads: composite, partially watertight (3)

MECHANICAL EQUIPMENT

- Ball valves and thru hull fittings above waterline: bronze housings, chrome valves, Groco
- Bilge pump: manual, Whale Gusher Titan, 2 units
- Engine raw water intake strainers: Groco seawater filter kits SD-3000-S
- Engine room faucet: fresh water, cold only
- Engine room sole: teak slats
- Engine room sound insulation: fiberglass wool, composite panels
- Exhaust system: Centek underwater outlet muffler, custom outlet cowling and idle bypass
- Fire extinguisher: in engine room, with engine-generator-blower shut down and override control, Fireboy
- Fuel filters: Racor water separators on each engine (duplex) and generator (single)
- Fuel tanks: two aluminum tanks, baffled, total 1500 US gallon (5678 liter) capacity
- Generator exhaust system: with gas/water separator, Centek
- Oil change system: Groco pump, DC, Model G-3, with quick disconnect fittings
- Propellers: nickel-aluminum-bronze, dynamically balanced, 4-blades
- Seacocks: safety seacocks on engine raw water inlets, Groco
- Shaft log: dripless, Packless Sealing System, PYI
- Steering: hydraulic, with Sea Star Power Assist system
- Struts: bronze with rubber bearings
- Water purification system: Seagull IV X-1F microbiological purifier with faucet, in galley
- Water tanks: two tanks, polyethylene, food grade, 300 US gallon (1136 liter) total capacity, Moeller Marine
- Watermaker: preparation only

ELECTRICAL EQUIPMENT

- Air horn: DC, upgraded to dual Kahlenberg
- Air-conditioning: Dometic Marine Air, reverse cycle, with compressors and blowers at salon (24k BTU), helm area (36k BTU), master cabin (16k BTU), fwd cabin (12k BTU), utility room and port cabin (12k BTU)
- Alarm and indicator panel: mimicked boat profile LED panel, at lower helm
- Alarm panel: LED panel, at upper helm
- Batteries - Engines: one 24V bank, made of 2 units AGM Lifeline, 12V, 255Ah, with fiberglass boxes, lids and straps
- Batteries – Service: one 24V bank, made of 6 units AGM Lifeline, 12V, 255Ah, with fiberglass boxes, lids and straps
- Battery – Generator: 1 unit AGM Lifeline, 12V, 105Ah, with fiberglass box, lid and strap
- Battery charger - Engines: Mastervolt ChargeMaster 24/100-3, 24V, 100A, automatic
- Battery charger – Generator: Mastervolt ChargeMaster 12/35-3, 12V, 35A, automatic
- Battery condition indicator: BEP, at electrical panel
- Battery disconnect switches: BEP, remote motorized

- Battery paralleling: BEP, dual sense Voltage Sensitive Relay (VSR), 125A
- Bilge pumps: four (4) units, DC, automatic, with high water alarms at helm(s), Rule Mate RM2000-24
- Bonding system: zinc anodes, on raw water cooling systems and heat exchangers
- Bow thruster: Sleipner Sidepower SE170/250TC, DC, joystick controls at lower and upper helms
- Carbon monoxide detectors: in sleeping areas and salon, Seafire Marine
- DC converter: 24-12V, 40A, Newmar
- DC outlets: 12V, two units, one at each helm
- Distribution panels: AC/DC, BEP
- Engine gauges and instrumentation: Cummins, one Vessel View display, at lower and upper helms
- Engine room lights: DC, LED, Hella Marine
- Engine room ventilation: four blowers, DC two intakes on one side, two exhausts on the other side of engine room, Delta "T"
- Engine start/stop: at lower and upper helms
- Entertainment system: (i) Bose AV35 surround sound, iPod interface, blu ray player, 5 speakers in salon with subwoofer, and (ii) Panasonic 3D CD/DVD player
- Fresh water system: pressurized, DC, Groco Paragon Senior
- Generator: Onan with sound shield, e-QD Series, 21.5 kW for 120V/60 Hz
- Holding tank – black water: polyethylene, 100 US gallon (379 liter) capacity; deck fitting for dockside pumpout; equipped with direct discharge pump, DC, Sealand Sani Pump T24
- Holding tank - level indicator: Dometic Sealand, model DTM, at lower helm station
- Icemaker: AC, upgraded to Isotherm Indel stainless steel
- Inverter/charger: Mastervolt Mass Combi 24V/4000W-60, with remote panel at lower helm (upgraded to 4000W)
- Navigation lights: DC, LED, Hella Marine
- Outlets: AC, with GFCI or ELCB protection, Vimar
- Rudder angle indicator: DC, VDO Ocean Line
- Satellite TV antenna prep: pre-wire RG6 cable, from behind (lower) helm cabinet to mast
- Shore power inlet aft: 1 x 50A, Glendinning Cablemaster with 75 feet cable
- Shore power inlet fwd: 1 x 50A
- Trim tabs: DC, Bennett
- TV prep: pre-wire RG6 cable, from behind lower helm cabinet to salon, owner and guest staterooms
- Water heater: AC, 20 US gallon (75 liter) capacity, Seaward H-2050W
- Windshield wipers: washers, intermittent-low-medium-high speeds, electronic touch control panel, Exalto
- Wiring: marine-grade tin-plated copper

EXTERIOR EQUIPMENT

- Anchor chain locker: with partition for rope and chain, self-draining
- Anchor platform: fiberglass pulpit, double stainless steel rollers for two (2) anchors

- Cleats: for mooring, stainless steel, fixed
- Courtesy lights: LED, Hella Marine
- Deck fills: fuel, water and waste pump-out; at side decks
- Decking: side and forward decks, painted non-skid, Awlgrip, "Moondust" color
- Exterior lockers & settees matting: 3M 9100T Entrap, Z-web vinyl ridges, "grey" color
- Flag poles: varnished teak, with stainless steel holders at bow and stern
- Foredeck lockers: port and starboard
- Foredeck settee: U-shaped "dinette", molded fiberglass with cushions, table, storage lockers
- Freshwater washdown: with quick disconnect outlet, at bow, including one hose
- Grab rails: stainless steel
- Navigation light boards: varnished teak, port and starboard
- Rail gates: stainless steel, port and starboard
- Rubrail: heavy-duty vinyl, stainless steel insert profile
- Safety rails: at flybridge, stainless steel, with intermediate rail, on flybridge deck perimeter
- Safety rails: at main deck and flybridge, stainless steel, with intermediate rail
- Skylight hatches: Manship, stainless steel
- Step plates: chromed, with casted "Grand Banks" name, at rail gate opening, port and starboard sides
- Swim ladder: stainless steel, collapsible/sectional, mounted under swim platform
- Swim platform: teak, 19 slats, 44 1/2" (113 cm)
- Utility room vents: natural ventilation, port and starboard
- Windlass: DC, horizontal, chain gypsy and capstan, three stations, Muir, Jaguar HR3500C, 1500W
- Windows: at hull sides, grey tempered glass, fixed, fritted, bonded in place
- Windows: grey tempered glass at salon sides, clear tempered glass at salon front, fritted, bonded in place

COCKPIT/AFT DECK

- Decking: solid teak, epoxy bonded, TDS System
- Engine room access: pneumatic deck hatch, aluminum ladder
- Flybridge access: molded fiberglass integral straight staircase, storage within, with teak treads and dual, stainless steel hand rails
- Self-draining cockpit: stainless steel drains, one each port and starboard
- Settee: (i) forward facing at transom, straight, molded fiberglass, underseat storage, (ii) cushions, self-piping, vinyl SoftDura "Off White"
- Shower: hand-held, in cockpit, with retractable hose, hot/cold, Scanvik
- Table: stainless steel pedestals, varnished teak custom table
- Transom access: port access stairs to cockpit, integrated steps
- Transom door: hinged, opening outwards, solid fiberglass, teak-clad, fiberglass transom door, with magnetic locking device
- Transom: horizontal solid teak planking, varnished
- Wet bar: with integrated sink, cold water faucet

HELM AREA

- Chart Locker: teak, on port side of helm station
- Compass: flush mounted on top of electronics console, Ritchie
- Doors: port and starboard, Aluminum painted, interior teak inlay, with stainless steel frame, Aritex
- Electronics console: wrapped with ultraleather, with teak instrument panel
- Electronics overhead console: teak, with removable panels
- Helmseat: Stidd Admiral Low Back, with deluxe chrome package and cupholder
- Steering wheel: stainless steel, teak rimmed

FLYBRIDGE

- Compass: flush mounted on top of electronics console, Ritchie
- Courtesy lights: LED, Hella Marine
- Davit: Steelhead ES1000 electro-hydraulic, four movements (luffing, boom extension, rotation, winch), 1000 lbs (450kg) lifting capacity
- Deck hatch: sliding, for access from cockpit to flybridge
- Decking: painted non-skid, Awlgrip, "Moondust" color
- Dinghy chocks: stainless steel structures with teak pads, positioned athwartship: 750 lbs (340kg) recommended dinghy weight
- Electronics console: molded fiberglass with high gloss teak visor
- Helmseat: Stidd Admiral Low Back, with deluxe chrome package and cupholder
- Locker: storage under steering console
- Radar arch: molded fiberglass, with custom light mast (upgraded)
- Settees: (i) starboard L-shaped and port straight, molded fiberglass, underseat storage, (ii) cushions, self-piping, vinyl SoftDura "Off White"
- Steering wheel: stainless steel, teak rimmed
- Storage lockers: lift top, molded fiberglass, port and starboard of electronics console
- Table: stainless steel pedestal, varnished fixed teak flat top
- Wet bar: fiberglass molded, portside aft, integrated sink, cold water faucet
- Windshield: tinted Perspex with stainless steel mounting brackets and upper rail

SALON

- Bar cabinet: teak, with bottle and accessory storage
- Doors – aft deckhouse: sliding, stainless steel frame, Aritex
- Entertainment center: teak cabinetry
- Settee to port: L-shaped, under-seat storage drawers
- Settee to starboard: straight, under-seat storage drawers
- Table: teak, low profile, fixed foot, flat top with pattern and maple inlay
- TV cabinet: powered Manship pop-up TV lift
- Windows: opening, with screens, port & starboard

GALLEY

- Cooktop: AC, four electric burners, Miele KM
- Countertop: upgraded to Granite, “Giallo Ornamental”, backsplash guard, varnished teak fiddles
- Dinette: L-shaped settee, teak table, flat top with pattern and maple inlay, fixed stainless steel pedestal
- Exhaust blower: DC, 3” diameter, Jabsco 35115-0020
- Faucet: Grohe, single lever, pull-out head with hose
- Galleyware - dishware: six sets of bone china (each set includes dinner plate, salad plate, bowl, coffee mug) plus 2 serving platters
- Galleyware - flatware: six sets (each set includes dinner fork, salad fork, soup spoon, teaspoon, knife) plus 2 serving utensils
- Galleyware - glasses: six sets (each set includes highball, tumbler, red wine, white wine)
- Garbage Bin: stainless steel double bin, under sink, Hafele
- Lockers: teak, storage
- Oven: microwave/convection oven, 110/120V, 60Hz, Sharp R930CS
- Refrigerator/Freezer: one drawer unit each, 110/120V, 60Hz, Sub-Zero 700BC
- Refrigerator: two drawers, 110/120V, 60Hz, Sub-Zero 700BR
- Sink: single bowl, stainless steel, Franke

UTILITY ROOM

- Bulkheads: Formica
- Engine room access: watertight door with viewing port
- Lockers: storage, port and starboard
- Sole: Teak & Holly planking
- Workbench: at starboard

MASTER STATEROOM

- Berth: Island oversized queen, with underberth storage drawers
- Cabinets: storage throughout
- Hanging lockers: teak, two (2) units, cedar-lined, w/Aqua Signal interior lights
- Head and shower access: private en-suite
- Mattress: inner spring, pillow top with memory foam
- Night tables: teak, each side of berth
- Port-holes: stainless steel, opening, smoked glass, with screens
- Reading lights: two (2), DC, chrome finish
- Utility room and engine room access: direct

MASTER HEAD / SHOWER

- Cabinets: under-counter storage
- Countertop: upgraded to Granite, “Giallo Topazio”
- Exhaust blower: DC, 3” diameter, Jabsco 35115-0020
- Port-hole: stainless steel, opening, smoked glass, with screen

- Shower drain: automatic drain pump, DC, Whale
- Shower faucet: Grohe, mixer, hand-held
- Shower stall: separate fiberglass cell, frameless glass door, Corian pan
- Sink faucet: Grohe, single lever
- Sink: under-mount, Corian
- Skylight hatch: Manship, smoked, with Oceanair screen and shade
- Toilet: Tecma Silence Plus, freshwater flush through macerator
- Vanity: above-counter storage, cosmetic mirror

GUEST STATEROOM

- Berth: Island queen, with underberth storage drawers
- Hanging lockers: teak, two (2) units, cedar-lined, w/Aqua Signal interior lights
- Head access: en-suite
- Mattress: inner spring, pillow top with memory foam
- Reading lights: two (2), DC, LED, chrome finish
- Skylight hatch: Manship, smoked, with Oceanair screen and shade

GUEST HEAD / SHOWER

- Cabinets: under-counter storage
- Countertop: upgraded to Granite, “Giallo Topazio”
- Exhaust blower: DC, 3” diameter, Jabsco 35115-0020
- Shower drain: automatic drain pump, DC, Whale
- Shower faucet: Grohe, mixer, hand-held
- Shower stall: separate fiberglass cell, frameless glass door, Corian pan
- Sink faucet: Grohe, single lever
- Sink: under-mount, Corian
- Skylight hatch: Manship, smoked, with Oceanair screen and shade
- Toilet: Tecma Silence Plus, freshwater flush through macerator
- Vanity: above-counter storage

OFFICE / GUEST STATEROOM

- Berths: upper and lower
- Hanging locker: teak, cedar-lined, Aqua Signal interior light
- Mattresses: inner spring, pillow top with memory foam
- Storage: under lower berth

INTERIOR

- Bulkheads: (i) teak veneer, (ii) Formica
- Cabin doors: teak, with raised panels, polished chrome lock sets
- Cabinet furniture: teak faced
- Cabinet furniture: teak, raised panels
- Countertops – galley: upgraded to Granite, “Giallo Ornamental”

- Countertops – heads: upgraded to Granite, “Giallo Topazio”
- Dimmer switches: in salon and cabins, Vimar, bronze covers
- Drawer slides: Blum Motion, soft-closing
- Drawers: teak faced with positive locks
- Fabric package: custom package by A La Mer (upgraded)
- Grab rails: teak bars, stainless steel fittings
- Hardware: stainless steel and chrome
- Headlining: vinyl panels, removable with Fast Mount System
- Hull ceiling sides: vinyl
- Indirect overhead lighting: Cantalupi
- Lighting: Xenon, DC, Cantalupi
- Lights: reading lights at berths
- Portlights: lower deck, opening, with screens, Aritex
- Sole – lower deck: Teak & Holly planking in cabins, heads and companionway
- Sole – upper deck: Teak & Holly planking
- Steps anti-slip: custom rubber traction strips
- Window treatments – lower deck: roman shades
- Window treatments – upper deck: (i) side windows and side door(s) – Hunter Douglas Duette Shades
- Window treatments – upper deck: fabric curtains

CUSTOM OPTIONS

ENGINES

- Twin Cummins QSM-11 715hp engines and ZF 325 V-Drive gears. Transmission ratio: 2.417:1

MECHANICAL EQUIPMENT OPTIONAL

- Stern Thruster: Sleipner Sidepower (IP) SE170/250TC 24V DC stern thruster
- Fresh Water Regulator: with hose fittings at starboard side of cockpit settee
- Engine Display: Additional (1) each Smart Craft 7" engine display at both stations; totals: (2) units at each station
- Stabilizers: Naiad fin stabilizers; Model 252 Datum control w/ customized 7.5' fins
- Fuel Tank Sight Gauges: Aritex acrylic tubing sight gauges with single valve point at bottom for port & starboard fuel tanks with remote manual push/pull device to open valve
- Sump Box: Upgraded sump box for master stateroom shower/head sink and forward tank overflow with:
 - a. (2) Sump boxes with Whale 320 pump
 - b. (1) Sump box with Whale 220 pump for air conditioning drainage

ELECTRICAL EQUIPMENT OPTIONAL

- Washer and Dryer: Washer (at starboard): Asko #W6424, 220V, 60Hz. Dryer (at port): Asko #T793; 220V, 60Hz; in Utility Room
- Inverter: Mastervolt Mass Combi 24/4000 #37024005 60Hz 4000W inverter in lieu of standard inverter
 - a. Additional (2) units 8D batteries for service battery
 - b. Inverter load: galley refrigeration (fridge and freezer) and icemaker added to standard inverter items
- Grey tank control: Sealand DTD02A control with manual and fully auto tank discharge control for grey tank pump control switch at helm area; grey tank indicator located at lower helm overhead electronic locker
- Icemaker: Isotherm Indel stainless steel 115/6-Hz at cockpit starboard locker in lieu of standard
- Horn: upgrade to Kahlenberg Dual Trumpet Air Horn; to be horizontal position
- Holding Tank Control: Sealand DTD02A control with manual and fully auto tank discharge control for holding tank pump control switch at helm area; holding tank indicator at lower helm overhead electronic locker

EXTERIOR EQUIPMENT OPTIONAL

- Foredeck Table: varnished teak table with cover in lieu of standard corian
- Canvas Package: Exterior Sunbrella canvas covers for FB helm and steering, helmseats, settees, table, wet bar and fwd deck table and settees, cockpit table and settee, forward aft port locker and cockpit locker; Color: "Toast"
- Windlass: standard windlass Muir HR3500C with rode capstan to port; gypsy to stbd

COCKPIT / AFT DECK OPTIONAL

- Freshwater Washdown: and outlet at cockpit, at port side of cockpit settee
- Docking Station: integrated into the cockpit cabinet; included engine controls (Glendinning), bow and stern thruster controls
- Full-height Cockpit Dodger: Textaline "Almond" with Sunbrella "Toast" borders
- Sink: Scandvik #10205 7 1/4" deep square sink with Corian cover at cockpit starboard locker
- Cleat (additional): Eurostyle SS 316 cast cleat; 12" cleat (1) each side port and starboard at outboard fwd side (close to transom) on top of swim platform
- Aft door screen: (2) units center joint retractable Phantom screen for aft door; barrel bolt provided (top and bottom) offset by 2" for stbd screen

HELM / DINETTE AREA OPTIONAL

- Retractable Screen: Retractable Phantom door screens for port and stbd pilothouse doors
- Dinette Settee: Custom designed L-settee at dinette area with vertical face in teak finish; provide aft end with basket drawer, opening facing inboard; fwd end with basket drawer, opening facing fwd; rest of under settee compartments with normal drawers

FLYBRIDGE OPTIONAL

- Helm Seat: Additional Stidd 500XL-2X2 seat Admiral series helm seat at stbd of FB; fabric to be Ultraleather (color TBD)
- Hardtop: New design lightweight composite flybridge hardtop and complete lighting; hardtop height to standard at centerline; 77" at fwd and 79" at aft; space and backing plate provided for owner/dealer electronics install
- Mast: custom design aluminum white painted mast for lightings and antenna
- Backing Plates: backing plates provided for dealer install radar and satellite domes
- BBQ Grill: GalleyMate 2000 propane grill with full grill surface; BBQ at aft stbd locker
- Wet Bar: Bar cabinet at flybridge stbd aft with:
 - a. Refrigerator (Isotherm #CR49) with DC power supply
 - b. Scandvik #10223 8" deep square sink with Corian cover (storage at side) and standard faucet at inboard of FB aft stbd locker
 - c. convert standard FB aft port wet bar to locker only

SALON OPTIONAL

- L-Settee: custom L-settee & straight settee at salon with vertical face in teak finish, with drawer storage
- Yacht Table: custom design flip-down leaf yacht table with 7" flip-down leaf at inboard side using hinge and slides support; total height to be 19" in lieu of standard

GALLEY OPTIONAL

- Dishwasher: Fisher Paykel dishwasher #DD24STi7V2
- Galley Refrigeration: SubZero 700BR drawer refrigeration (2 drawers aft) and 700BC (1 freezer drawer and 1 fridge drawer, fwd)
- Overhead locker: custom designed extended galley overhead drop down dish locker at galley outboard
- Faucet: Grohe single lever (retractable faucet) sink mixer 1/2" in lieu of standard

UTILITY ROOM OPTIONAL

- Utility Room Flooring: Teak strip, in lieu of std teak slats
- Utility Room Freezer: U-Line Marine /RV-75F freezer at stbd fwd locker

OWNER'S HEAD / SHOWER OPTIONAL

- Sink: Single Corian sink at head in lieu of standard

GUEST STATEROOM OPTIONAL

- Fwd Stateroom Headboard: Teak finish headboard in lieu of fabric padded headboard

INTERIOR OPTIONAL

- Designer Soft Goods: Interior Design Package by A La Mer in Fort Lauderdale
- Galley and Head Countertops: Granite

- Sole: Teak & Holly throughout, including Utility Room
- Toilets: Tecma Silence Plus for owner head and standard Tecma Plus for guest head
- Paneling: All drawers and locker with raised paneling finish

OTHER OPTIONAL

- Engine Room Shelves: S.S. Fiddles/Railings for all shelves in engine room
- Engine Room Flooring: Teak grating with non-skid

Disclaimer

PLEASE NOTE: Photographs do not depict some actual features, such as: Teak & Holly floor throughout, granite colors and custom décor package as they are from a previous hull.

Исключения

При продаже яхты исключаются личные вещи владельца.

Отказ от ответственности

Компания предоставляет описание судна или яхты добросовестно, но не может гарантировать точность этой информации, а также не ручается за техническое состояние. Покупатель должен проинструктировать своих агентов или оценщиков исследовать представленную информацию более подробно, по собственному желанию. Продажа судна или яхты, изменение цены или снятие с продажи будет происходить без предварительного уведомления.

ФОТОГРАФИИ

Aft Deck



Aft Deck



Aft Deck

Aft Deck



Aft Deck



Aft Deck



Aft Deck



Port Sidedeck



Foredeck



Foredeck



Foredeck



Bow



Flybridge



Flybridge



Flybridge



Flybridge



Flybridge



Flybridge



Flybridge



Flybridge



Flybridge



Salon



Salon



Salon



Salon



Salon



Salon



Dinette



Dinette



Galley



Galley




Galley



Galley




Lower Helm




Lower Helm



Lower Helm




Lower Helm



Master Stateroom




Master Stateroom



Master Stateroom



Master Stateroom



Master Head



Master Head



Master Head



Master Head



Utility Room



Utility Room



Forward Stateroom



Forward Stateroom



Guest Stateroom



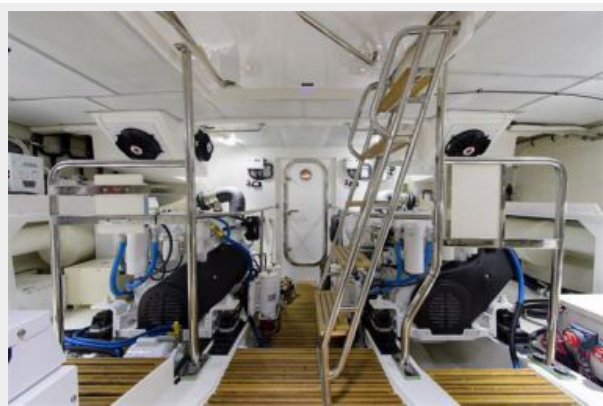
Guest Head




Engine Room



Engine Room




Engine Room




Engine Room



Engine Room



Engine Room



Stern



Port Stern Profile



КОНТАКТЫ

Андрей Шестаков (Andrey Shestakov) – ведущий яхтенный брокер отдела продаж яхт и судов компании Shestakov Yacht Sales Inc. Официальный представитель Shestakov Yacht Sales Inc. для русскоговорящих клиентов в центральном офисе компании в Майами/Форт Лодердейл/Флорида/США.

Контактная информация

Email: andrey@shestakovyachtsales.com

Web: shestakovyachtsales.com

Телефоны

Краснодарский край: **+7(918)465-66-44**

США, Майами, Флорида: **+1(954)274-4435**

Время работы

Понедельник – Суббота: **9:00 - 21:00**
EDT

Воскресенье: **Закрито**

Адрес



Harbour Towne Marina, 850 NE 3rd St,
STE 213, Dania, FL 33004