

ELADA — BILGIN YACHTS



Builder: BILGIN YACHTS

Year Built: 2014

Model: Motor Yacht

Price: PRICE ON APPLICATION

Location: Turkey

LOA: 147' 8" (45.00m)

Beam: 27' 11" (8.50m)

Max Draft: 6' 2" (1.86m)

Cruise Speed: 15 Kts. (17 MPH)

Max Speed: 18 Kts. (21 MPH)

Our experienced yacht broker, Andrey Shestakov, will help you choose and buy a yacht that best suits your needs **ELADA — BILGIN YACHTS** from our catalogue. Presently, at Shestakov Yacht Sales Inc., we have a wide variety of yachts available on our sale's list. We also work in close contact with all the big yacht manufacturers from all over the world.

If you would like to buy a yacht **ELADA — BILGIN YACHTS** or would like help answering any questions concerning purchasing, selling or chartering a yacht, please call **+1(954)274-4435**

TABLE OF CONTENTS

TABLE OF CONTENTS	2
SPECIFICATIONS	5
Overview	5
Basic Information	5
Dimensions	5
Speed, Capacities and Weight	6
Accommodations	6
Hull and Deck Information	6
Engine Information	6
DETAILED INFORMATION	7
Overview	7
Specs	7
Dimensions	7
Engines	7
Tanks	7
Accommodations	7
Electronics & Navigational Equipment	8
Communications	8
Satellite Communications Components	8
Deck Equipment	8
Engine/Mechanical Equipment	8
Safety Equipment & Tender/Toys	8
Exclusions	9
Disclaimer	9
PHOTOS	10
ELADA on the water	10
ELADA up-close	10
From her port side	10

ELADA's plumb bow, up-close	10
Beach Club!	10
Bird's eye view of ELADA	10
Foredeck and Flybridge, looking aft	11
Flybridge	11
Flybridge at night, looking forward	11
Flybridge, looking aft	11
Forward Sundeck, looking aft	11
Upper aft deck	11
Exterior staircase on the main aft deck	12
Main aft deck	12
Staircase to flybridge	12
Main aft deck	12
Main salon	13
Main salon	13
Main salon	13
Wheelhouse	13
Full beam master stateroom	13
Office, off of the master stateroom	13
Master bath	14
Master bath	14
Exceptional Bilgin quality	14
Extraordinary woodwork	14
Only the best	14
Classic Bilgin craftsmanship	14
Engine Room	15
CONTACTS	16
Contact details	16
Telephones	16

Office hours	16
Address	16

SPECIFICATIONS

Overview

With ELADA, no expense has been spared in the pursuit of a technologically-advanced, stylishly rugged, exceedingly comfortable, semi-displacement tri-deck motor yacht. With her six luxurious guest staterooms, including a jaw-dropping full-beam master, she was built with all of the amenities expected in a motor yacht of this class. Amongst other features, ELADA boasts a Beach Club, two Jacuzzis and a Flybridge that practically demands a party. Her high freeboard and plumb bow, which can only be described as "striking", is instantly recognizable and a true testament to the design and engineering resources that were poured into building this vessel. Yet ELADA is not simply an amenity-laden, gorgeous tri-deck motor yacht - she is RINA-compliant with an expertly cold-molded hull & superstructure that has been designed and built to optimize stability, safety and comfort. For these reasons, and many more, ELADA would make the ideal yacht for coastal and offshore cruising - in the Mediterranean, around Europe, and far beyond.

Basic Information

Category: Motor Yacht

Model Year: 2014

Year Built: 2014

Country: Turkey

Vessel Top: Enclosed P.H. W/Sundeck

Fly Bridge: Yes

Dimensions

LOA: 147' 8" (45.00m)

LWL: 143' 1" (43.60m)

Beam: 27' 11" (8.50m)

Max Draft: 6' 2" (1.86m)

Speed, Capacities and Weight

Cruise Speed: 15 Kts. (17 MPH)	Cruise Speed Range: 1350
Max Speed: 18 Kts. (21 MPH)	Max Speed Range: 700 Kts.
Displacement: 575406.50382 Pounds	Gross Tonnage: 388 Pounds
Water Capacity: 1800 Gallons	Holding Tank: 1700 Gallons
Fuel Capacity: 6900 Gallons	

Accommodations

Total Cabins: 6	Total Berths: 6
Sleeps: 12	Total Heads: 8
Captain Cabin: True	Crew Cabin: 4
Crew Berths: 8	Crew Sleeps: 8
Crew Heads: 4	

Hull and Deck Information

Hull Material: Cold Molded	Hull Configuration: Semi-Displacement
Hull Color: White	Hull Designer: H2 Yacht Design
Exterior Designer: H2 Yacht Design	Interior Designer: H2 Yacht Design

Engine Information

Engines: 2	Manufacturer: Caterpillar
Model: C32	Engine Type: Inboard
Fuel Type: Diesel	

DETAILED INFORMATION

Overview

With ELADA, no expense has been spared in the pursuit of a technologically-advanced, stylishly rugged, exceedingly comfortable, semi-displacement tri-deck motor yacht. With her six luxurious guest staterooms, including a jaw-dropping full-beam master, she was built with all of the amenities expected in a motor yacht of this class. Amongst other features, ELADA boasts a Beach Club, two Jacuzzis and a Flybridge that practically demands a party. Her high freeboard and plumb bow, which can only be described as "striking", is instantly recognizable and a true testament to the design and engineering resources that were poured into building this vessel. Yet ELADA is not simply an amenity-laden, gorgeous tri-deck motor yacht - she is RINA-compliant with an expertly cold-molded hull & superstructure that has been designed and built to optimize stability, safety and comfort. For these reasons, and many more, ELADA would make the ideal yacht for coastal and offshore cruising - in the Mediterranean, around Europe, and far beyond.

Specs

Builder: Bilgin Yachts Designer: H2 Yacht Design Hull Design: H2 Yacht Design Flag of Registry: Panama

Dimensions

LOA: 147 Beam: 27ft 10in Maximum Draft: 6ft 2in

Engines

ENGINE 1 Engine Brand: Caterpillar Engine Model: C32 Engine Type: Inboard Engine Fuel: Diesel Location: Starboard Horsepower: 1900bhp Engine Hours: 100 ENGINE 2 Engine Brand: Caterpillar Engine Model: C32 Engine Type: Inboard Engine Fuel: Diesel Location: Port Engine Power: 1900bhp Engine Hours: 100

Tanks

TANKS Fresh Water: 1,800 Gallons Fuel Tanks: 6,900 Gallons

Accommodations

Number of Cabins: 6 Number of Heads: 8 Number of Twin Berths: 0 Number of Double Berths: 6 Number of Crew Quarters: 4 4 Guest Cabins 1 VIP Cabin 1 Master Cabin 1 Cabin Captain 4

Crew Cabins 1 Salon 2 Jacuzzis Sundeck Area Beach Club & Garage

Electronics & Navigational Equipment

AIS Transponder: JHS-183 by JRC Radar: JMA-5110 by JRC GPS Navigator: JLR-7500 by JRC
Windrose: NASA Clipper Wind Speed-Direction Sensor EPIRB: TRON 60S by Jotron SART:
TRON AIS-SART by Jotron Autopilot: NT777 by JRC

Communications

VHF Radio Telephone: JHS-770S by JRC Navtex: NCR-333 by JRC Navigation Lights: Aqua
signal Horn: Local Manufacturer

Satellite Communications Components

Satellite Dome: 2x T-110 by Inmarsat

Deck Equipment

Anchor Windlass: 2x HZI 3020V by Hidromarin Hydraulics Mooring Capstans: 2x HHI 3000 by
Hidromarin Hydraulics Passerelle: Sanguinetti Cranes: Brillmar Sliding Doors: Custom made by
local manufacturer Watertight Hatches: Custom made by local manufacturer

Engine/Mechanical Equipment

Primary Generators: 2 x CAT 4.4 86kW 1500 rpm Secondary Generators: 1 x CAT 4.4 34kW
1500 rpm Propellers: Teignbridge 4 blade 1350mm diameter propellers Shafts: Teignbridge
100mm diameter (water lubricated shafts) Bow Thruster: Sidepower SAC513-900 Electric
Stabilizer: 440/20X TRAC-Star Zerospeed with Hydraulic Main Power Pack Steering System: 2x
Hydraulic Pistons with Twin Pumps with Hidromarin Power Pack Freshwater Maker:
Technicomar Sailor 2-40 (capacity 350 liters/hour) Boiler: 4 x 100 Liter Boilers by Marine System
Sewage Treatment Unit: Technicomar Ecomar 16 Sanitary System: Jets Vacuum System Air
conditioning: Cruisair A/C System

Safety Equipment & Tender/Toys

Pumps: Azcue pumps Fans & Fire Dampers: FEIT Pompe Lightning Rod: Local Manufacturer
Security Cameras: BL6120 CCD 480 TV Line by SONY Fixed Fire System: CO₂ Mfire

Exclusions

Owner's personal belongings.

Disclaimer

The Company offers the details of this vessel or yacht in good faith but cannot guarantee or warrant the accuracy of this information nor warrant the condition of the vessel. A buyer should instruct his representatives, agents, or his surveyors, to investigate such details as the buyer desires validated. This vessel or yacht is offered subject to prior sale, price change, or withdrawal without notice.

PHOTOS

ELADA on the water



ELADA up-close



From her port side



ELADA's plumb bow, up-close




Beach Club!



Bird's eye view of ELADA



Foredeck and Flybridge, looking aft




Flybridge



Flybridge at night, looking forward



Flybridge, looking aft



Forward Sundeck, looking aft




Upper aft deck




Exterior staircase on the main aft deck

Main aft deck



Staircase to flybridge

Main aft deck



Main salon



Main salon



Main salon



Wheelhouse



Full beam master stateroom



Office, off of the master stateroom




Master bath



Master bath



Exceptional Bilgin quality



Extraordinary woodwork



Only the best



Classic Bilgin craftsmanship



Engine Room



CONTACTS

Andrey Shestakov, leading yacht broker of the sales department of Shestakov Yacht Sales Inc. Shestakov Yacht Sales Inc., the official representative of the Miami/Fort Lauderdale FL headquarters.

Contact details

Email: andrey@shestakovyachtsales.com

Web: shestakovyachtsales.com/en/

Telephones

USA: +1(954)274-4435

Office hours

Monday – Saturday: **9:00 - 21:00** EDT

Sunday: **closed**

Address



Harbour Towne Marina, 850 NE 3rd St,
STE 213, Dania, FL 33004