

MARE CORSA — GLACIER BAY



Builder: GLACIER BAY

Year Built: 2005

Model: Catamaran

Price: PRICE ON APPLICATION

Location: United States

LOA: 34' 6" (10.52m)

Beam: 13' 11" (4.24m)

Min Draft: 3' 11" (1.19m)

Max Draft: 4' 1" (1.24m)

Cruise Speed: 22 Kts. (25 MPH)

Max Speed: 26 Kts. (30 MPH)

Our experienced yacht broker, Andrey Shestakov, will help you choose and buy a yacht that best suits your needs **MARE CORSA — GLACIER BAY** from our catalogue. Presently, at Shestakov Yacht Sales Inc., we have a wide variety of yachts available on our sale's list. We also work in close contact with all the big yacht manufacturers from all over the world.

If you would like to buy a yacht **MARE CORSA — GLACIER BAY** or would like help answering any questions concerning purchasing, selling or chartering a yacht, please call **+1(954)274-4435**

TABLE OF CONTENTS

TABLE OF CONTENTS	2
SPECIFICATIONS	5
Overview	5
Basic Information	5
Dimensions	5
Speed, Capacities and Weight	5
Accommodations	6
Hull and Deck Information	6
Engine Information	6
DETAILED INFORMATION	7
Walkthrough	7
Galley	7
Starboard Stateroom/Office/Navigation Area	7
Master Stateroom	7
Head	8
Foredeck	8
Lower Cockpit	8
Upper Cockpit	9
Helm Equipment	9
Tower	10
Engine Room	10
Electrical	10
2012 New Owner Additions	11
Exclusions	11
Exclusions	11
Disclaimer	11
PHOTOS	13
Galley Looking Aft	13

Galley	13
Guest Cabin/Office	13
Galley Looking Forward	13
Electrical Panel	14
Port Hull Looking Forward	14
Master Looking Forward	14
Master Looking Inboard	14
Port Hull Looking Aft	14
Head	14
Ground Tackle	15
Foredeck	15
Foredeck	15
Tackle Area	15
Sink & Cutting Board	15
Trolling Seat	15
Pompanette Chair	16
Pompanette Chair	16
Removable Cockpit Seating	16
Rocket Launcher Backrest	16
Cockpit	16
Cockpit	16
Upper Cockpit Settee	17
Upper Cockpit Starboard Side	17
Helm Area	17
Starboard Side Hull Entry	17
Portside Hull Entry	17
Helm	17
New Garmin 5212	18
Second 5212 & A/P	18

Twin VHF's	18
Tower	18
Tower Seating	18
Tower	18
Tower Helm	19
Tower Helm	19
Tower	19
New Garmin Radar	19
Solar Battery Charger	19
Engine Room	19
Engine Room	20
LED Light	20
LED Light	20
LED Light	20
Foredeck Lights	20
Underwater Lights	20
Storage Cover	21
Full Skeg Prop Protection	21
Stern Quarter	21
Bow Shot	21
Alternate Profile	21
CONTACTS	22
Contact details	22
Telephones	22
Office hours	22
Address	22

SPECIFICATIONS

Overview

Basic Information

Category: Catamaran	Sub Category: Cruiser
Model Year: 2006	Year Built: 2005
Country: United States	Vessel Top: Hardtop W/Tower
Fly Bridge: Yes	Cockpit: Yes

Dimensions

LOA: 34' 6" (10.52m)	LOD: 34' 6" (10.52m)
Beam: 13' 11" (4.24m)	Min Draft: 3' 11" (1.19m)
Max Draft: 4' 1" (1.24m)	MFG Length: 34' 6" (10.52m)

Speed, Capacities and Weight

Cruise Speed: 22 Kts. (25 MPH)	Cruise Speed RPM: 2600 Kts.
Cruise Speed Range: 275	Max Speed: 26 Kts. (30 MPH)
Max Speed RPM: 2900 Kts.	Displacement: 19400 Pounds
Gross Tonnage: 12 Pounds	Water Capacity: 60 Gallons
Holding Tank: 30 Gallons	Fuel Capacity: 300 Gallons

Accommodations

Total Cabins: 2

Total Berths: 2

Sleeps: 4

Total Heads: 1

Hull and Deck Information

Hull Material: Fiberglass

Deck Material: Fiberglass

Hull Configuration: Catamaran

Hull Designer: Larry Graf

Exterior Designer: Larry Graf

Interior Designer: Larry Graf

Engine Information

Engines: 2

Manufacturer: Cummins

Model: QSB 5.9

Engine Type: Inboard

Fuel Type: Diesel

DETAILED INFORMATION

Walkthrough

The vessel MARE CORSA is most easily entered via her swim platform and oversize walk through transom door. The Lower Cockpit is spacious and well suited for cruising or fishing. The Upper Cockpit is fully enclosed and air conditioned or cooled via the many opening windows, hatches and aft curtains. The huge Helm is centerline. A door and steps in the starboard hull lead to the Galley aft and the Guest Stateroom or Office forward.

A door and steps into the port hull lead to the Master Forward and the yacht's Head and shower aft.

Galley

In the starboard hull at the bottom of the entry steps is the yacht's surprisingly complete Galley. Equipment includes:

Nova Kool under counter double door refrigerator/freezer Emerson stainless steel microwave oven Force 10 Ceran top two burner stove Under mount double stainless steel sink (6) Teak storage cabinets (6) Teak drawers Corian countertops (2) Overhead halogen mini spots (4) Under counter halogen mini spots Stainless steel port light w/shade (2) 120 Volt GFCI outlets Fire extinguisher (2) Under deck storage hatches w/varnished hatch covers

Starboard Stateroom/Office/Navigation Area

Just forward of the Galley through a teak entry door is the Guest Stateroom. The aft part of the berth cushion stows forward to reveal a desk, teak storage cuddy, reading lights, 12 Volt DC outlet and a telephone outlet. A swing out stool makes this area perfect for plotting your next course or doing some quick office work.

Also within this area are the following items:

Carbon monoxide detector & alarm Bomar overhead deck hatch w/Ocean Air screens/shade (2) Brass reading lights (2) Overhead halogen mini spots (2) Teak storage cuddies (2) Under deck storage hatches w/varnished hatch covers (1) Hella 12 volt fan

Master Stateroom

In the port hull at the bottom of the steps is the yacht's electrical panel with two teak cabinets below. Next forward behind a teak entry door is the Master Stateroom. Inboard is a raised queen

size berth with storage below. Above the berth is a Bomar escape hatch with an Ocean Air sliding screen/sun cover. Forward of the upholstered headboard are two storage cuddies and two brass reading lamps. Outboard is a cedar lined hanging locker with a teak door and two hull side narrow shelves with teak keepers.

Also in the Master Stateroom is the following equipment: Initial HD 17" LCD TV w/DVD on a swing out mount (2) Stainless steel portholes w/shades (1) Hella 12 volt cabin fan (2) 120 Volt AC outlets (1) 12 Volt DC accessory outlet Carbon monoxide detector/alarm (2) Teak storage cabinets (3) Teak drawers (2) Under deck storage hatches w/varnished hatch covers Access panels to the back of the Helm The yacht's digital air conditioning controller

Head

Continuing aft past the steps and electrical panel is the yacht's private Head behind a teak door. The teak vanity has one storage locker below and a Corian countertop with an under mount stainless steel sink above. A two door mirrored medicine cabinet is above. The toilet is a Jabsco 12 volt electric marine head. The fully enclosed curtain shower has a handheld or wall mounted fixture, a teak grate sole, an exhaust fan, a light and a soap/shampoo dispenser.

Also in this area are two halogen overhead mini spots, an AC vent, a GFCI 120 volt outlet, a stainless steel opening porthole with shade, a teak cabinet behind the toilet and a shower sump.

Foredeck

Fiberglass non skid deck Simpson Lawrence Sprint 600 windlass rope/chain gypsy Up & down foot switches for windlass w/stainless steel covers Delta Fast Set 22 lb. plow anchor w/200' of new stainless steel chain Anchor chute w/roller Twin anchor lockers Guardian G7 7 lb. secondary anchor Welded stainless steel bow rails (2) Bomar deck hatches Stainless steel handrails on house roof Stainless steel handrails on coach roof International navigation lights Danforth 5" magnetic compass w/fiberglass sunshield Sirius Sat radio antenna Asymmetrical house placement w/slightly wider walk around side decks on starboard side (2) AFI electric air horns (3) Windshield wipers

Lower Cockpit

Fiberglass swim platform Four step stainless steel swim ladder under fiberglass hatch Wide walk through transom w/gate at gunnell Fiberglass non skid deck Large lift up transom locker for ample storage Remote fuel shut off valves Dockside water inlet w/pressure regulator Freshwater wash down Saltwater wash down w/stowed coiled hose Molded hot & cold water sink w/removable spray faucet Corian cutting board under hinged fiberglass top 12 Volt accessory outlet (2) SSI tackle locker cabinets Upholstered jump seat 6 Place aluminum rocket launcher under hardtop facing aft (6) Flush mount rod holders Gaff & rod storage under gunnell port &

starboard House pipe fare leads w/10" cleats mounted below the gunnell (4) Sony Cockpit speakers Indirect LED Cockpit lighting (4/12) Upholstered coaming bolsters (4/12) (2) LED flood lights on hardtop facing aft (4/12) (2) LED lights in Aft Deck overhang (4/12) U Line icemaker Aft Cockpit shower Self bailing Cockpit Cable TV/phone inlet w/cords (2) Hatches into each Engine Room 12 Volt accessory outlet Electric down rigger outlets Pompanette Tournament fighting chair w/backrest & rocket launcher backrest Removable folding leg aft transom seating w/storage bag

Upper Cockpit

Just two steps up from the exterior Cockpit is the Upper Cockpit, fully enclosed with three sides of tempered glass that integrate into the molded fiberglass hardtop with a welded aluminum frame. The forward three panels are fixed with the center side panel both port and starboard sliding open for ventilation. This is the principal difference in the 3480 model. The 3470 has a non integrated windshield. Two large Bomar hatches overhead provide additional ventilation and include ocean air sliding sun screens. The aft side has a roll up clear vinyl enclosure with roll up door to starboard.

Immediately to port is an upholstered (new 4/12) L shaped settee with access to the Panda diesel generator below. An adjustable height varnished teak table lies in front of the settee. Next forward is the bi fold door into the port hull (Head and Master Cabin).

The huge Helm area is centerline with the equipment described in the Helm equipment section. To starboard is a sliding door leading into the starboard hull (Guest Stateroom and Galley) followed by a fiberglass cabinet with a Nova Kool refrigerator built in, with two sliding door storage cabinets above.

Also in this area are three overhead teak storage cabinets on both the port and starboard side, five overhead LED mini spots, two 120V GFCI protected outlets, three Hella 12 volt fans, two Sony stereo speakers and a Uniden wireless VHF mic.

The Upper Cockpit tempered safety glass has an applied 3M Prestige PR 50 sun control window film for 56% solar rejection, 99.9% UV rejection, 43% glare reduction.

Helm Equipment

Port Garmin 5212 multi function touch screen chart plotter/radar/sounder/weather Starboard Garmin 5212 multi function touch screen chart plotter/radar/sounder/weather Garmin GDL 30 XM satellite weather receiver Garmin GSD 2 dual frequency sounder Nautomatic/Garmin/TR 1 autopilot w/handheld controller Garmin model 20 36 mile radar Garmin GPS receiver Garmin GSM network port expander (2) Uniden ESM 525 VHF radios w/DSC (2) 6 db gain VHF antennas Uniden wireless remote VHF mic Standard Horizon VHF speaker w/amp Fusion MSIP600 AM/FM/CD/Sirius multimedia radio w/remote at Helm (new 6/14) iPod interface for

Fusion radio Cummins Marine Smart Craft data center w/monitors & alarm Teleflex electronic single lever engine controls (new 6/12) Windlass control switch VDO analog engine gauges Chart well w/plexiglass cover (3) Vetus variable speed windshield wiper controls w/washers Red night vision light overhead (2) Under window air vents Twin pedestal, adjustable height helm chair w/fore & aft adjustment, new upholstery 4/12 (2) 12 Volt DC accessory outlets Lenco trim tab controller Sea Star hydraulic steering w/stainless steel helm wheel (3) Cup holders (2) AC vents Start/stop buttons w/key switches at Helm Cummins engine synchronizer, cruise 1 & 2, low idle selector switches at Helm Sea Fire Engine Room fire system status panel

Tower

In March/April of 2012 a new \$28,000 tower was added by Bluewater Towers in Ft. Lauderdale. Equipment includes:

Flat rail steps on new tower legs for ease of Tower access Oversized fiberglass electronics box Tilting stainless steel helm wheel w/speed knob Garmin 5212 touch screen plotter/radar/weather Swivel Nav pod for plotter Smartcraft digital engine gauge panel Start stop panels Horn button Teleflex electronic engine controls (3) LED overhead lights in top red, blue or white (2) Aft LED floodlights (2) Side floodlights (1) Forward floodlight Rupp single spreader outrigger (2) Teaser reels Uniden UM 415 VHF in electronics box ACR searchlight control Ritchie 3" magnetic compass Pompanette helm seat w/footrest L shaped seat for 3 - 4 people aft & to port 4 Rod rocket launcher on aft rail Rupp center rigger Garmin TRI autopilot remote Solar battery charger on buggy top New stereo speakers (6/14) on tower

Engine Room

Marine Air 18,000 BTU air conditioner w/Elite digital controller (8) Rule bilge pumps w/float switches Bilge pump cycle counter system Rule bilge pump alarm, one port hull, one starboard hull Macerator pump for waste tank 12 Volt freshwater pump Freshwater & black water tank gauges at electrical panel 11 Gallon hot water tank Jabsco oil change pump (2) Algae X fuel conditioner Lenco electro/hydraulic trim tab system (2) Rule Engine Room blowers ZF 801 V transmissions, 1.64 to 1 transmission ratio (2) 1 ¾ Stainless steel prop shafts (2) Acme 22 x 22 Nibral 3 blade propellers (2) PYI driplless shaft seals (2) Racor 900 turbine fuel/water separators Racor spin on fuel/water separator for generator (3) Perko sea strainers w/sea cocks (6) Water tight compartments Foam filled double bottom hulls Full skeg protection for props & shafts Kevlar reinforced bow sections DC Engine Room lights Air Cept crankcase ventilation system Fiberglass mufflers (2) Cummins coolant recovery bottles (2) Fireboy Engine Room fire suppression systems, recertified 7/14 (2) Spare props

Electrical

12 Volt DC system 120 Volt AC system Fisher Panda 3.9 KW diesel generator in sound shield

w/323.7 hours (2) 30 Amp shore power cords w/external mounted breakers AC panel w/digital Blue Sea Systems meter for volts/amps/HZ DC panel w/digital Blue Sea Systems meter for volts/amps Bilge pumps control panel for (8) bilge pumps (8) 120V AC protected circuits (10) 12 Volt DC protected circuits (2) Xantrex Path Maker 250 amp automatic battery switches Xantrex Series II automatic battery charger, new 12/12 (2) 6 Volt AGM house batteries 4) 12 Volt AGM engine batteries (3) Battery switches Battery parallel switch (6) GFCI protected outlets (5) 12 Volt DC accessory outlets Wema waste tank gauge Wema water tank gauge

2012 New Owner Additions

Pompanette Tournement fighting chair \$3200.00 (off boat but available) Pompanette rocket launcher/backrest \$1400.00 (4) Blue LED underwater lights \$9000.00 New ACR searchlight New exterior cushions & bolsters New Pilothouse seating & upholstery All exterior lights changed to LED, Nav, courtesy, flood, etc. 200' Stainless steel anchor chain New Aft Deck enclosure curtain Removable Aft Deck seats Bluewater Marlin tower \$28,000.00 Full controls for tower incl. hydraulic steering New Teleflex electronic engine controls (dual station) New Smartcraft engine LCD controls (dual station) Spare props Stainless steel covers for windlass deck switches Electric down rigger outlets Algae X fuel treatment system (2) Engine Room fire suppression systems Solar panel battery charger Xantrex battery charger (3) 5212 Garmin plotters/radar/sounder/weather displays Engine service to include: heat exchangers, after coolers, transmission coolers, impellers, belts, fluids, etc.

June, 2014 new owner additions:

1) Awl grip light grey hull w/blue boot stripe \$13,000 2) New Fusion stereo w/speakers 3) New starboard side transmission/V drive

Exclusions

While every effort was made to list all pertinent included equipment aboard MARE CORSA, there are some personal belongings aboard. Prospective purchasers should assume any item not specifically mentioned herein will not convey at closing.

Exclusions

Owner's personal belongings.

Disclaimer

The Company offers the details of this vessel or yacht in good faith but cannot guarantee or warrant the accuracy of this information nor warrant the condition of the vessel. A buyer should

instruct his representatives, agents, or his surveyors, to investigate such details as the buyer desires validated. This vessel or yacht is offered subject to prior sale, price change, or withdrawal without notice.

PHOTOS

Galley Looking Aft



Galley



Galley Looking Forward



Guest Cabin/Office



Electrical Panel



Port Hull Looking Forward



Master Looking Forward




Master Looking Inboard



Port Hull Looking Aft



Head



Foredeck



Ground Tackle



Foredeck



Tackle Area



Sink & Cutting Board



Trolling Seat




Pompanette Chair



Pompanette Chair



Removable Cockpit Seating



Rocket Launcher Backrest



Cockpit



Cockpit



Upper Cockpit Settee



Upper Cockpit Starboard Side



Helm Area



Starboard Side Hull Entry



Portside Hull Entry



Helm



New Garmin 5212



Second 5212 & A/P



Twin VHF's



Tower



Tower Seating



Tower



Tower Helm



Tower Helm



Tower



New Garmin Radar



Solar Battery Charger




Engine Room



Engine Room




LED Light



LED Light



LED Light



Foredeck Lights



Underwater Lights



Storage Cover



Full Skeg Prop Protection



Stern Quarter



Bow Shot



Alternate Profile



CONTACTS

Andrey Shestakov, leading yacht broker of the sales department of Shestakov Yacht Sales Inc. Shestakov Yacht Sales Inc., the official representative of the Miami/Fort Lauderdale FL headquarters.

Contact details

Email: **andrey@shestakovyachtsales.com**

Web: shestakovyachtsales.com/en/

Telephones

USA: **+1(954)274-4435**

Office hours

Monday – Saturday: **9:00 - 21:00 EDT**

Sunday: **closed**

Address



Harbour Towne Marina, 850 NE 3rd St,
STE 213, Dania, FL 33004