

PHARSALIA — DALE NELSON



Судостроитель: DALE NELSON

Год постройки: 2009

Модель: Моторная яхта

Цена: **ЦЕНА ЯХТЫ ПО ЗАПРОСУ**

Местонахождение: United Kingdom

Длина общая: 46' 1" (14.05m)

Ширина: 14' 3" (4.34m)

Мин. осадка: 4' 1" (1.24m)

Макс. скорость: 31 Kts. (36 MPH)

Купить **PHARSALIA — DALE NELSON** а также выбрать подходящую вам яхту из нашего каталога яхт вам поможет опытный яхтенный брокер Андрей Шестаков. На сегодняшний день компания **Shestakov Yacht Sales Inc.** имеет большое количество яхт в собственном списке продаж, а также тесно сотрудничает со всеми крупными яхтенными производителями по всему миру.

Для того чтобы купить яхту **PHARSALIA — DALE NELSON** а также проконсультироваться по любому вопросу связанному с покупкой, продажей, чартером яхт позвоните по телефону **+7(918)465-66-44**.

ОГЛАВЛЕНИЕ

ОГЛАВЛЕНИЕ	2
ХАРАКТЕРИСТИКИ	4
Обзор	4
Основная информация	4
Размеры	4
Скорость, вместимость и масса	4
Размещение	4
Корпус и палуба	5
Информация о двигателе	5
ПОДРОБНОЕ ОПИСАНИЕ	6
Broker's Comments	6
Construction	6
Machinery	6
Electrical Systems	7
Plumbing Systems	8
Tankage	9
Navigation Equipment	9
Domestic Equipment	10
Accommodation	11
Deck Equipment	13
Press Comments	14
Исключения	15
Отказ от ответственности	15
ФОТОГРАФИИ	16
КОНТАКТЫ	24
Контактная информация	24
Телефоны	24
Время работы	24

Адрес

24

ХАРАКТЕРИСТИКИ

Обзор

Quite brilliant 2009 Dale Nelson Classic 45 running on twin ACERT 575s. Twin hydraulic variable thrusters, a/c, sunroof, upgrade gearboxes, Awlgrippped. Simply the finest gentleman's motor-launch with an uber-pedigree correct Nelson TT hull.

Основная информация

Тип судна: Моторная яхта

Подкатегория: Semi-Displacement

Модельный год: 2009

Год постройки: 2009

Страна: United Kingdom

Размеры

Длина общая: 46' 1" (14.05m)

Ширина: 14' 3" (4.34m)

Мин. осадка: 4' 1" (1.24m)

Скорость, вместимость и масса

Макс. скорость: 31 Kts. (36 MPH)

Водоизмещение: 33069.3393 Pounds

Вместимость воды: 363 Gallons

Объем топливного бака: 2270 Gallons

Размещение

Всего кают: 2

Всего коек: 4

Всего ком. состава: 2

Корпус и палуба

Материал корпуса: GRP

Материал палубы: GRP

Комплектация корпуса: Semi-Displacement

Дизайнер корпуса: Dale Nelson / TT

Информация о двигателе

Двигатели: 2

Производитель: Caterpillar

Модель: ACERT C9

Тип двигателя: Inboard

Тип топлива: Diesel

ПОДРОБНОЕ ОПИСАНИЕ

Broker's Comments

The newest (45010) of the 45 Classic class to be placed in the market, this example is simply stunning. Fitted out by Dale for her Owners, who are changing their style of yachting, she has under 300 hours on her twin Caterpillar diesels, gearbox upgrades, Awlgrippped to sparkle on the water, and has American Cherry interior joinery cocooning her twin cabins and sumptuous deck-level saloon.

As a driver's boat, these vessels are hard to fault, with a semi-displacement hull built to the highest standard, and rough weather performance to leave other motor-yachts in port. Her up-weather ride is smooth, cushioned and effortless – with her flared bows sections throwing spray and the pronounced tumblehome of her aft haunches digging in her keel to keep her straight and level off the breeze.

Construction

RCD Status: The yacht conforms with the essential safety requirements of Directive 94/25EC (Recreational Craft Directive) and is categorized B.

Hull, Deck & Superstructure Construction:

- Vinylester hull moulding, painted with Awlgrip Dark Blue.
- White GRP superstructure.
- Hull bottom epoxied prior to antifouling, with red boot top line.
- Stainless steel rubbing strip fitted to fender section.
- Teak toe-rail (unvarnished), teak to side decks, cockpit sole, cockpit steps and locker tops.

Machinery

Engine & Gearboxes:

- Twin Caterpillar ACERT C9 575HP marine diesels @ 575 HP per side.
- Twin Disc electronic Quick-Shift MGX5065A gearboxes.

-
- MSCS CAT control system with CAT marine power displays.
 - Electronic trolling facility.
 - Marine engine exhaust temperature alarms.

Maintenance & Performance:

- Commissioned by Finning UK.
- 270 hours run at September 2014.
- Estimated 31 knot maximum speed.

Propulsion & Steering:

- Hydraulic steering with emergency tiller.
- Conventional shaft-drive through PSS shaft seals to twin four-bladed Hyperform propellers.
- Rope cutters.
- Sleipner hydraulic SP100 HYD bow and stern thrusters with proportional control at interior helm position and wireless remote for thrusters.
- QL electro-hydraulic trim tabs.

Other Mechanical Equipment:

- Three-groove crankshaft pulley to one engine.
- Gearbox PTO fitted to other engine.
- Engine room fans.

Electrical Systems

Voltage Systems:

- 24V ships electrics.

Battery Banks:

- Six 115 Ah batteries with domestic and engine cranking battery isolators.
- Battery parallel switch.
- Domestic battery charge/state monitor.

Battery Chargers:

- Mastervolt Mass Combi 24/2500-60 70Ah battery charger (combined with 2500W inverter)

Alternators:

- 110Ah alternator fitted.

Generator:

- Kohler 6Kva generator.

Shore Power:

- Fitted with cable.
- 240V plug points throughout including aft peak for tender inflator/deflator.

Plumbing Systems

Fresh Water & Water Heating System:

- Pressurized water system.
- Hot water heating by engine exhaust heat exchange and 240V immersion.

Bilge Pumps:

- Five electric bilge pumps (alarms at helm console).
- One manual bilge pump.

Grey & Black Water:

- Black water tank system connection to both forwards and guest cabin facilities.
- Deck discharge and direct to sea options.
- Grey waste tank.

Tankage

- Digital gauges to water/fuel/waste tanks and on-deck fillers.

Fuel:

- 500 Gallons / 2270 litres capacity.

Fresh water:

- 80 Gallons / 363 litres capacity.

Grey/Blackwater holding tanks:

- Fitted.

Navigation Equipment

At helm console:

- Steering compass.
- Raymarine E120 colour plotter/radar.
- Raystar GPS beacon.
- Raymarine 4kW closed radar array.
- Raymarine Smart Pilot SPX30 autopilot with ST70 colour pilot control head.
- Raymarine ST70 Depth, Speed and Log display.

- Raymarine ST70 Graphic display.
- Raymarine ST70 Wind speed and direction indicator.
- Sea-Me active radar reflector.
- GB/Ireland & Mediterranean East & West Navionics software.
- Hand-bearing compass.
- Admiralty folio for South Coast.

Communications Equipment:

- Raymarine 240E DSC VHF radio set.
- AIS transceiver.

Domestic Equipment

Galley:

- Blackberry Ice colour Corian galley tops.
- Moulded sink with second mini-sink (both with removable Corian tops).
- Hot and cold mixer taps to sinks.
- Quooker hot fresh tap.
- Refrigerator to galley.
- Electric induction hob.
- Siemens multifunction oven.
- Stowage in cupboards at upper and lower levels, with dedicated bottle storage.
- Galley gash bin to countertop.

Heads/Showers:

- Tecma electric heads to both head compartments.
- Ensuite showers to both cabins.

Heating & Ventilation:

- Webasto C5 combined heating/air-conditioning system (comprising 24000BTU to wheelhouse, 6000BTU to guest cabin and 9000BTU to master forward cabin).
- Outlets trimmed in oak with Rattan gratings.
- Eleven permanent tube heaters fitted throughout vessel (independently switched with breakers) to eliminate condensation.
- De-humidifiers to guest cabin and aft lazarette.
- Five square hatches fitted to forward coach roof with sun and insect blinds.
- Wheelhouse sliding roof (glass and solid), wheelhouse front windows double-glazed.
- Wheelhouse windows green tinted glass & 10 port-lights green tinted glass.
- Deck hatches either side of foredeck and one on starboard side deck.
- Wheelhouse forward side windows slide opening – aft side windows fixed with green tinted glass.
- Ventilators to each cabin, heads and aft lazarette.

Entertainment:

- 19" LCD TV on powered lift at aft end of wheelhouse with CD and DVD storage.
- Bose Lifestyle 18 series 3 DVD home entertainment system linked to TV, with Bose Acoustimass speakers and iPod dock to master cabin.
- Bose AM5 Acoustimass speaker system with SA3 amplifier and iPod dock to wheelhouse.

Lighting:

- Lighting throughout (dimmable in wheelhouse).

Accommodation

Summary of Accommodation:

- Forward owners master double cabin with ensuite heads/shower.
- Twin guest cabin to port with ensuite heads/shower.
- Sprung mattresses throughout.
- Galley to starboard at lower level.
- American Cherry interior joinery, locker doors with Rattan grating panels.
- Leather seating to saloon, leather wheelhouse seats for pilot and navigator.
- Blinds to side windows and cabin port-lights.
- Wheelhouse floor laid in cherry veneer with Koto inlay (protective carpets to all areas).
- Leather upholstery to interior helm console, with carbon fibre effect panels.

Wheelhouse:

- Electrically operated sliding helm seat to provide greater room in saloon.
- Helm seat base equipped with bottle and 24 glass holders.
- U shaped leather seating with folding leaf table and adjustable pedestal, (convertible to berth).
- Storage lockers beneath seating.
- Timber footrests and storage at helm position.
- Leather seating to starboard side of wheelhouse.
- Helm and pilot seats with sliders and arm rests.
- Refrigerator below navigator seat with bookrack fitted outboard of seat for stowage of pencils/dividers etc.
- Handrails.
- Wheelhouse side shelves
- Electrically operated window at bulkhead on port side.
- Chart table, with stowage for removable chart table and charts.
- Three pantograph windscreen wipers with intermittent control and washer system, wiper controls at helm and additional controls to the right of the pilot seat.

- Lighting throughout with dimmer capability to wheelhouse.
- Clock and barometer fitted to helm console.

Deck Equipment

General:

- Aft cockpit stowage lockers.
- Folding aft cockpit table with bottle stowage.
- Refrigerator to starboard side corner locker.
- Stainless steel flagstaff top transom.
- Spruce timber mast (hinged).

Anchoring & Mooring Equipment:

- Sea water deck and anchor wash system to anchor locker.
- Fresh water outlet with h/c mixer and hose at transom.
- Fender pad-eyes and wear plates to cockpit sides.
- Mooring lines, fenders and boat hook.
- Exterior handrails to forward coach-roof.
- Exterior handrails wheelhouse coach-roof.
- Grab-rail to aft end of wheelhouse wings with green tinted glass panel.
- Stem-head carrier with stainless steel bow protector plate.
- One pair of super-yacht full length mooring cleats to fore deck.
- Two pairs of pop up mooring cleats to side deck.
- One pair of bollard type mooring cleats to aft deck.
- Three fairleads to bow.
- Chafing plates.
- Centre bollard to foredeck.

- Boarding platform with teak grating and stainless steel swim ladder.

Covers, Canvas & Cushions:

- Custom-fit seating (backs and seat cushions) to aft cockpit.
- Interior screens for windscreen and quarter lights.

Tender & Outboard:

- Weaver Snap davit system.
- Teak outboard stowage bracket in aft locker.
- Avon 2.8 inflatable tender.
- Suzuki 2.5 4-stroke petrol outboard engine.
- Dinghy stowage locker beneath cockpit sole.

Safety Equipment:

- Searchlight.
- Seago 8-man Offshore life-raft in valise (ISO 9650).
- Horseshoe lifebelt.
- McMurdo Smartfind Plus G5m GPS EPIRB.
- 6 automatic lifejackets.
- Throwing line, coastal flare pack, engine and generator spares, full tool kit, spare bulbs.
- Fire blanket.

Fire-fighting equipment:

- Fire extinguishers throughout including aft lazarette, with engine room automatic system.

Press Comments

Motor Boat & Yachting:

“It only takes a few moments of gazing across the pontoons at Dale’s new Classic 45 to suss out what this lovely boat is all about: it’s a gentleman’s plaything, a whimsy, an object of beauty to be admired more than used in earnest. And there’s surely nothing wrong with that notion. Even more than second homes and flash cars, our boats are indulgences – probably the greatest extravagances of all. Why should we need any justification other than aesthetics for spending your hard-earned on a whimsy?”

Step on board though, and that initial presumption begins to crumble. The 45 seems to be extraordinarily sturdily built for a gentleman’s plaything. Not only is the build quality exceptional, but the engineering installation is clearly designed by people who have ventured far offshore and have prepared the 45 for the rigours of life at sea. Further evidence of this comes in the form of the 45’s RCD rating: it is one of the very few boats built to Category A, despite its Sunday-on-the-river looks?”

Исключения

При продаже яхты исключаются личные вещи владельца.



Отказ от ответственности

Компания предоставляет описание судна или яхты добросовестно, но не может гарантировать точность этой информации, а также не ручается за техническое состояние. Покупатель должен проинструктировать своих агентов или оценщиков исследовать представленную информацию более подробно, по собственному желанию. Продажа судна или яхты, изменение цены или снятие с продажи будет происходить без предварительного уведомления.


ФОТОГРАФИИ





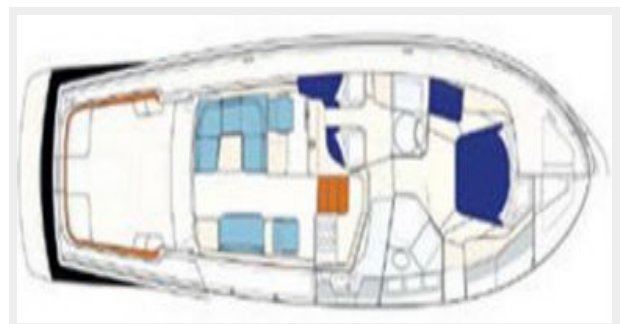












КОНТАКТЫ

Андрей Шестаков (Andrey Shestakov) – ведущий яхтенный брокер отдела продаж яхт и судов компании Shestakov Yacht Sales Inc. Официальный представитель Shestakov Yacht Sales Inc. для русскоговорящих клиентов в центральном офисе компании в Майами/Форт Лодердейл/Флорида/США.

Контактная информация

Email: andrey@shestakovyachtsales.com

Web: shestakovyachtsales.com

Телефоны

Краснодарский край: **+7(918)465-66-44**

США, Майами, Флорида: **+1(954)274-4435**

Время работы

Понедельник – Суббота: **9:00 - 21:00**
EDT

Воскресенье: **Закрито**

Адрес



Harbour Towne Marina, 850 NE 3rd St,
STE 213, Dania, FL 33004