


ANCHOR W — CRESCENT



Builder: CRESCENT

Year Built: 1997

Model: Motor Yacht

Price: PRICE ON APPLICATION

Location: United States

LOA: 115' 0" (35.05m)

Beam: 24' 9" (7.54m)

Min Draft: 6' 0" (1.83m)

Cruise Speed: 14 Kts. (16 MPH)

Max Speed: 19 Kts. (22 MPH)

Our experienced yacht broker, Andrey Shestakov, will help you choose and buy a yacht that best suits your needs **ANCHOR W — CRESCENT** from our catalogue. Presently, at Shestakov Yacht Sales Inc., we have a wide variety of yachts available on our sale's list. We also work in close contact with all the big yacht manufacturers from all over the world.

If you would like to buy a yacht **ANCHOR W — CRESCENT** or would like help answering any questions concerning purchasing, selling or chartering a yacht, please call **+1(954)274-4435**

TABLE OF CONTENTS

TABLE OF CONTENTS	2
SPECIFICATIONS	4
Basic Information	4
Dimensions	4
Speed, Capacities and Weight	4
Accommodations	4
Hull and Deck Information	4
Engine Information	5
DETAILED INFORMATION	6
Full Specifications	6
Exclusions	17
Disclaimer	17
PHOTOS	18
Salon	18
Salon aft	18
Salon fwd	18
Galley	18
Galley	18
Forward settee	18
Dining	18
Master	18
Master head	19
VIP stateroom	19
Twin guest room	19
Pilothouse	19
Pilothouse settee	19
Flybridge	19
Flybridge settee	19

BBQ	19
Boat deck	20
Aft deck	20
Aft deck	20
Engine room	20
Engineer room	20
Laundry	20
CONTACTS	21
Contact details	21
Telephones	21
Office hours	21
Address	21

SPECIFICATIONS

Basic Information

Category: Motor Yacht

Sub Category: Raised Pilothouse

Model Year: 1997

Year Built: 1997

Country: United States

Vessel Top: 2353

Fly Bridge: Yes

Cockpit: Yes

Dimensions

LOA: 115' 0" (35.05m)

Beam: 24' 9" (7.54m)

Min Draft: 6' 0" (1.83m)

Speed, Capacities and Weight

Cruise Speed: 14 Kts. (16 MPH)

Cruise Speed Range: 2000

Max Speed: 19 Kts. (22 MPH)

Fuel Capacity: 6200 Gallons

Accommodations

Total Cabins: 3

Crew Cabin: 3

Hull and Deck Information

Hull Material: Fiberglass Sandwich

Deck Material: Fiberglass Sandwich

Hull Configuration: Semi-Displacement

Hull Finish: Aluminum

Engine Information

Engines: 2

Manufacturer: Detroit Diesel

Model: 16V92 DDEC

Engine Type: Inboard

Fuel Type: Diesel

DETAILED INFORMATION

Full Specifications

ACCOMMODATIONS

Accommodates six owners and guests in three staterooms plus five crew in three forward crew cabins. There is new carpet throughout (2014).

SALON

As one enters the yacht through the wood double sliding aft doors, they are struck by the width and beautiful woodwork of the salon. The overhead is finished in glossy white wood planking giving the feel of a classic yacht. The cabinetry is a beautiful selection of book matched burl wood African Sapele mahogany and Honduras mahogany. Aft to port there is an easy chair, sofa, love seat, coffee and end tables. To starboard is a circular glass card table with four wood chairs, long built in cabinetry with counter top, book shelves and entertainment. A wet bar runs along the forward salon bulkhead forward of a beautiful, large formal wood dining table and 8 upholstered chairs. On the port side is a short companion way with refrigerator and access to side deck door and stairway leading down to the guest quarters. To starboard is a long companionway with access to side deck door, day head, large stowage area and coat closet under the pilot house, pilot house, galley area and crew quarters.

32" Samsung HD TV with Elbex/nav system/XM feed

Yamaha stereo XM satellite radio ready/surround sound

Yamaha CDC-656 CD player

Yamaha S659 DVD Blue Ray player (2014)

Sub Zero refrigerator and ice maker

DAY HEAD

Located off main deck companionway and includes a sink, granite counter, wood sole and Head Hunter head (2014).

GALLEY

Forward on the main deck is the “Country Kitchen” which is U-shaped and ample in size. It has a large one piece stainless counter, motorized roll down window over the sink area and mahogany and holly floors. Just forward of the galley is the large, comfortable “L” shaped dinette with book case, PC, printer, TV and stereo behind it.

Wolf oven and 4-burner cooktop

Stainless steel counters and vent hood

Viking refrigerator

GE microwave oven

DeLongi cappuccino maker

Cuisinart coffee maker

ISE garbage disposal

Custom PC with HD SAT TV 32” Sony HD flat screen display (2014)

Yamaha/IPOD/USB with IPOD docking station

Wine cooler; Insta hot water

Electric slider window over sink

MASTER STATEROOM

Accessed from the dining area by a stairway down and forward through the lower foyer. There are cedar lined closets to port and starboard, king sized bed with built in night stands, fold down desk and reading area and ensuite head.

King berth

Port and starboard hanging lockers

Storage drawers

Master bath with dual sinks, stall shower, Head Hunter head (2014)

24" Vizio HD flat screen TV with HD Sat TV (2014)

Smoke alarms

Phone intercom

Removable S/S port light screens

Hinged dead lights on all port lights

VIP STATEROOM

Aft of the foyer to starboard.

Queen berth

Hanging locker

Storage drawers and cabinet

Intercom phone

Yamaha stereo with USB Aux (2014)

HD Sat TV ready

Fire extinguisher

Ensuite head with stall shower, sink, Head Hunter head (2014)

Removable S/S port light screens

Hinged dead lights on all port lights

GUEST STATEROOM PORT

Aft of the foyer to port and as with the other guest cabins, generous in size.

Twin berths

Hanging locker

Storage drawers and cabinet

Yamaha stereo with USB Aux (2014)

HD Sat TV ready

Intercom phone

Ensuite head with stall shower, sink, Head Hunter head (2014)

Removable S/S port light screens

Hinged dead lights on all port lights

CREW QUARTERS

Forward on the lower deck, accessed from the galley area. The area consists of a V berth with port and starboard raised single berths. Next, aft to port, is a twin berth captain's cabin with

ensuite head. Captain's cabin has B&G, Elbex and Nav. system feed. Opposite to starboard is a large head with stall shower followed by an additional single crew cabin. All cabins have phone/intercom. HD TV with HD flat screens (2014). New Head Hunter head (2014).

PILOTHOUSE

Access from the main deck forward companionway. This area is large, offering a good work/navigation area and a comfortable raised dinette for guests to easily observe the scenery passing by while having a meal. Aft there are stairs to the fly bridge.

Stidd helm chair

Centerline helm station

L-shaped dinette

Chelsea clock and barometer set

Port/starboard slider windows

Full width chart drawers

Ample stowage

PILOTHOUSE ELECTRONICS

Bendex King Aeronautical radio

Furuno radar 2107 black box (2014)

C. Plath Autopilot / steering with Furno SC 50 Gyro compass (2014)

Sounder FCV 1200L (2014)

Nobeltec chart system

Elbex Closed Circuit TV with 12" Hattland (2014)

B & G Hydra speed log wind instruments

Sea Hail – loud hailer

Nobeltec Simrad solid state PC (2014)

HP 410 printer/scanner/fax

System alarm

Intercom phone

Yamaha stereo (2014)

ACR spot light controls

Furuno AIS (2014)

Furuno TZ multifunction: plot/radar/depth with IPAD remote

(3) Hattland 19" + (2) 12" Flat screen monitors with matrix interface (2014)

(2) GPS- Furuno GP 150 (2014)

KVH HD 7 SAT TV (2014)

KVH V7 SAT Com/data (2014)

(2) VHF Sea 157

FLY BRIDGE EQUIPMENT

The fly bridge is broken up in to several areas: forward helm station with excellent visibility, a lounge area for guests and aft is the boat deck for all of the water toys.

Built in deep freezer

Stero system zone controls

ACR port and starboard spot lights

(2) Helm chairs

U-Line icemaker

U-Line refrigerator

Stainless steel sink with disposal

DCS stainless steel propane BBQ

Port and starboard wing Station controls

Vinyl bimini top on stainless steel frames

Aluminum radar arch

FLY BRIDGE ELECTRONICS

Furuno 14" TZTBB touch screen multifunction plot/radar/depth

ICOM IC-M59 VHF

SEA 2250 SSB

Rudder angle indicator

B&G Hydra

C. Plath Autopilot and jogstick steering station

VCI Marine LCD display

12 volt outlet

AFT DECK

This is a wonderful area for the family and guests to relax. Very spacious with views overlooking the cockpit below and scenery aft. It is well protected from the elements. A long settee with two

adjustable wood tables, port stowage lockers, teak deck and access to the boat deck. There are port and starboard steps leading to the cockpit.

LAZARETTE & ENGINE ROOM

Accessed from the cockpit, the lazarette area has the electrical panels and excellent and valuable stowage including a large heated wet locker for jackets and boots. Forward, through a water tight door the large uncluttered engine room is accessed.

Boot dryers

Commercial vac pack

Ice maker

Trash compactor

Jvc stereo

Phone/intercom

Air conditioning

BOAT DECK

MarQuip hydraulic davit, 2500 lb. capacity

(2) DBC/Zodiac 6 person SOLAS life rafts

18' Boston whaler center console, T top, new 150hp Yamaha outboard

Storage lockers

McMurdo E5 406 EPIRB

(23) Type 1 PFD's

USCG safety gear

Boat deck flood lights

14' ALASKA JET RANGER inflatable with MERCURY 25hp jet (2014)

COCKPIT

Port and starboard transom doors

Port and starboard shore power receptacles 100amp single phase

Port and starboard hydraulic capstans

Centerline bait tank

Stainless steel handrails

ICOM 59 VHF radio

(2) B&G Hydra displays

Full aft control station in slide out drawer

4 flush mounted rod holders

4 rail mounted rod holders

Large port and starboard stowage lockers

(2) 100 gallon gasoline tanks w/ filtered pump station and fuel tank monitors

DC downrigger plugs

Fresh/saltwater washdown

Swim step shower

Removable S/S tender stand offs

Entry into lazarette and engine room

FOREDECK

Dual Maxwell 4500 hydraulic windless

(2) Poole 396lb. anchors, recessed anchor pockets

(2) 400ft. sections of Acco G40 5/8" High Test Chain

Dual chain washers

Fire station

Chain locker access

Forward storage garage/boatswains locker

Pneumatic hatch; hot/cold water; air chuck

14" bronze bell

Stereo speakers

Large seating built into fwd cabin house

V berth access hatch

Teak decks

ELECTRICAL SYSTEM

(2) 100 amp single phase 208/240V shore power cords

(2) Northern Lights 1200 RPM 50kw generators w/ sound shields

(1) Lewco battery charger

(1) Xanetex battery charger

(5) Start batteries

(2) 4kw Trace inverters with a battery bank that allows ten hours going quiet

ENGINE & MECHANICAL EQUIPMENT

Twin Detroit Diesel 16V92 DDEC engines 1450hrs since major rebuilt (9/14)

(2) Filtration Concepts Max. Q watermakers rated at 1600 gallons per day each with media filters and UV lights (2014)

American Bow Thruster rated at 50HP set in a 16" tube

Naiad Marine DATUM series Stabilizers (2014)

Aquamet 22 - 3.5" shafts

Dual Arm cast bronze struts

Stainless steel foil type rudders

Emergency fixed bilge pump system

New oil lube tank

Used oil lube tank

Engines plumbed for oil transfer

120v electric fire pump

Hydraulic driven fire pump

Leeson 115v electric motor to belt-driven air compressor

Osborn 5-bladed props measuring 44x37.5 (Nibril material)

Alfa Laval centrifuge

Aqua Air 15-ton air conditioning system with emersion heater heating

(2) work benches with drill press and tool storage

New Head Hunter head system (2014)

All new black water piping throughout (2014)

REMARKS

Launched in 1997 and built for and still owned by a long time Seattle boating family. Her generous beam with full walk around teak decks and cap rail, creates comfortable living spaces while providing more stability at sea or anchor. The interior woodwork and décor, with its understated elegance, reflects the high quality of the yacht. ANCHOR W has always been maintained in top condition by her knowledgeable owner and crew.

Exclusion: Artwork and personal effects of owner and crew.

Exclusions


Owner's personal belongings.

Disclaimer


The Company offers the details of this vessel or yacht in good faith but cannot guarantee or warrant the accuracy of this information nor warrant the condition of the vessel. A buyer should instruct his representatives, agents, or his surveyors, to investigate such details as the buyer desires validated. This vessel or yacht is offered subject to prior sale, price change, or withdrawal without notice.

PHOTOS


Salon




Salon aft




Salon fwd




Galley




Galley




Forward settee



Dining



Master




Master head




VIP stateroom




Twin guest room




Pilothouse




Pilothouse settee



Flybridge



Flybridge settee



BBQ




Boat deck




Aft deck




Aft deck




Engine room



Engineer room



Laundry



CONTACTS

Andrey Shestakov, leading yacht broker of the sales department of Shestakov Yacht Sales Inc. Shestakov Yacht Sales Inc., the official representative of the Miami/Fort Lauderdale FL headquarters.

Contact details

Email: andrey@shestakovyachtsales.com

Web: shestakovyachtsales.com/en/

Telephones

USA: +1(954)274-4435

Office hours

Monday – Saturday: **9:00 - 21:00** EDT

Sunday: **closed**

Address



Harbour Towne Marina, 850 NE 3rd St,
STE 213, Dania, FL 33004