

BLUEWATER CAT — CHEOY LEE



Builder: CHEOY LEE

Year Built: 2011

Model: Motor Yacht

Price: PRICE ON APPLICATION

Location: United States

LOA: 103' 0" (31.39m)

Beam: 22' 6" (6.86m)

Min Draft: 5' 8" (1.73m)

Max Draft: 6' 6" (1.98m)

Cruise Speed: 20 Kts. (23 MPH)

Max Speed: 26 Kts. (30 MPH)

Our experienced yacht broker, Andrey Shestakov, will help you choose and buy a yacht that best suits your needs **BLUEWATER CAT — CHEOY LEE** from our catalogue. Presently, at Shestakov Yacht Sales Inc., we have a wide variety of yachts available on our sale's list. We also work in close contact with all the big yacht manufacturers from all over the world.

If you would like to buy a yacht **BLUEWATER CAT — CHEOY LEE** or would like help answering any questions concerning purchasing, selling or chartering a yacht, please call **+1(954)274-4435**

TABLE OF CONTENTS

TABLE OF CONTENTS	2
SPECIFICATIONS	5
Overview	5
Basic Information	5
Dimensions	5
Speed, Capacities and Weight	5
Accommodations	6
Hull and Deck Information	6
Engine Information	6
DETAILED INFORMATION	7
Walk Through	7
Exclusions	12
Disclaimer	12
PHOTOS	13
Salon	13
Salon	13
Dining	13
Companionway	13
Galley	13
Galley	13
On Deck Master	14
On Deck Master	14
Stairway	14
On Deck Master Head	14
Stairway to Bridge	15
Stairway to Lower Foyer	15
Observation Lounge	15
Sky Bridge	15

Helm	15
Sky Lounge Aft Deck	15
Sky Lounge Aft Deck	16
Bow	16
Bow Seating	16
Aft Deck	16
Aft Deck	16
Fishing Cockpit	16
Crew Mess	17
Crew Mess	17
Engine Room	17
Engine Room	17
Engine Room	17
Engine Room	17
Washer & Dryer	18
Engine Room	18
Full Beam Master Stateroom	18
Full Beam Master Stateroom	18
Full Beam Master Stateroom	18
Full Beam Master Head	18
Port Guest Stateroom	19
Port Guest Stateroom	19
Port Guest Stateroom	19
Starboard Guest Stateroom	19
Profile GA Plan	19
GA Plan	19
CONTACTS	20
Contact details	20
Telephones	20

Office hours	20
Address	20

SPECIFICATIONS

Overview

First time offered for sale. Built to a knowledgeable owner's high specification, superior features and upgrades, more than any other Cheoy Lee built in this series. Cheoy Lee's infused hull gives an impressive performance.

"Bluewater Cat" is in pristine condition and ready for her next owner.

Basic Information

Category: Motor Yacht	Sub Category: Pilothouse
Model Year: 2011	Year Built: 2011
Country: United States	Vessel Top: Enclosed P.H. W/Sundeck

Dimensions

LOA: 103' 0" (31.39m)	Beam: 22' 6" (6.86m)
Min Draft: 5' 8" (1.73m)	Max Draft: 6' 6" (1.98m)

Speed, Capacities and Weight

Cruise Speed: 20 Kts. (23 MPH)	Max Speed: 26 Kts. (30 MPH)
Gross Tonnage: 172 Pounds	Water Capacity: 607 Gallons
Holding Tank: 333 Gallons	Fuel Capacity: 4955 Gallons

Accommodations

Total Cabins: 4	Sleeps: 8
Total Heads: 6	Captain Cabin: True
Crew Cabin: 2	Crew Berths: 4

Hull and Deck Information

Hull Material: Fiberglass	Deck Material: Fiberglass
Hull Configuration: Semi-Displacement	Hull Designer: M.G. Burvenich
Exterior Designer: M.G. Burvenich	Interior Designer: Argonautica Yacht Interiors

Engine Information

Engines: 2	Manufacturer: Caterpillar
Model: C-32 Acert	Engine Type: Inboard
Fuel Type: Diesel	

DETAILED INFORMATION

Walk Through

Salon Entering the yacht, the first impression is a light roomy feel. Ten huge windows combined with a high ceiling and teak wood trim gives you the feel of a much larger yacht. From the aft deck immediately to port is a large "L" shaped velour sofa. Under the sofa is a custom wine storage for 42 bottles on one side and a huge compartment on the other, that holds at least 90 bottles on one side and 40 on the other. Across from the sofa is a large bar with ice maker which has a marble counter top and sink. There is an intricate teak and holly inlaid coffee table. There is a 50" Samsung LCD TV next to the bar and an entertainment system incorporating KVH TracVision Integra DVD and CDC system and Denon Amp. Forward to starboard is a 10 ft. sideboard with a wine cooler, fridge and storage for three sets of flatware. Across forward in the Salon is a round teak table that will seat eight (8). Above the table is a tabletop recess dome light. The color of the carpet in the Salon is tan. Teak moldings and ceiling soffit Coffee table with storage Diagonal entertainment center with Samsung 50" Flat Screen TV, KVH Trac Vision HD7 5 Speakers in ceiling speakers with sub woofer, Speaker Craft multi-room speaker selector, Pen DVD-CD player Denon receiver Hunter Douglas blinds Telephone jack Smoke detector Full height entertainment cabinet LED ceiling lights with control/dimmer switches Valance lights with control switches Emergency lighting Light switches for salon and aft deck lighting at entrance to aft deck Stainless steel framed tempered glass sliding doors to aft deck WiFi throughout Fabrica tan carpet Marine Air AC control Dining Large round teak wood dining table with inlay Eight fabric covered high back chairs Storage in cabinets in cabin side and salon/dining partition teak wood paneled with two teak wood columns Overhead soffit with overhead lights chandelier Starboard side teak wood buffet with granite top Fridge and wine chiller Blinds LED ceiling lights with control/dimmer switches Valance lights with control switches Main Foyer Leaving the Salon to the starboard side is the Day Head and storage just forward under the stairs to the raised Pilothouse entering the breakfast bar area. There is an entrance here up to the Sky Lounge. Moving forward is the Galley to the port side. Teak paneling Marble floors with border inlays LED ceiling lights with control/dimmer switches Access to starboard deck via a weather tight five pin pantograph door Main foyer access to the On-Deck Master, Galley, Observation Lounge and Day Head Day Head Teak wood vanity with storage below Vanity granite top Head Hunter Vacu Flush elongated bowl toilet (fresh water flush) LED overhead lights with control switches Overhead exhaust fan Marble floor with inlay border Galley The Galley is very carefully designed for maximum counter, cooking and refrigerator space. There is a commercial Sub-Zero 8 ft. high refrigerator, freezer and two commercial Kitchen Aid convection ovens and warming drawer, and a 5-burner Kitchen Aid ceramic cook top with commercial Kitchen Aid microwave. 5-Burner range top 2 Wall mount oven units with warming drawer Microwave oven with ventilation hood 2 48" Door Sub-Zero Refrigerators with 4 freezer drawers below 2 Dishwashers Stainless steel double sink Garbage disposal Frankie Insta-Hot water dispenser Bronze granite counter top with Ogee edge Smoke detector LED overhead lights with control switches Under cabinet lights 110vAC outlets, GFI type Trash compactor 110vAC duplex outlets (2) Weather tight fiberglass door to port side deck Marine Air AC Control Custom cabinets On Deck Master Stateroom Forward on the

main deck is one of the two master staterooms. There are two large cedar-lined closets on either side of a TV. The bed is a centerline king. The bathroom is three steps down with an enclosed head and large shower with seating area. Floors and counter tops are bronze and brown colored. Emergency escape hatch is in the ceiling of the bathroom. King berth with electric lift storage underneath. Over the berth soffit with indirect lighting on dimmer control. Two wooden night tables with drawer and cabinet storage. Overhead LED lights with control/dimmer switches at night stand and cabin entry. 2 Reading lights. Custom headboard. Port and Starboard "His and Hers" cedar-lined closets with center chest of drawers. Samsung DVD player and DirecTV. Hunter Douglas blackout shades. Starboard side sofa with storage underneath. Telephone jack. Smoke detector. Small combination safe. Storage cabinets. LED ceiling lights with control/dimmer switch. Valance lights with control switches. Mirror on closet door. 5 Speaker 2-Way Flush Mount Ceiling Speakers. 8" Powered Subwoofer. Marine Air AC control. Master Head "His and Hers" vanities. Marble vanity tops. Large three piece surrounding mirror. Head Hunter Vacu Flush toilet with elongated bowl. Stall shower, Grohe Aqua tower system, frameless rain glass enclosure including hinged door, marble walls and floor, built-in seating and shampoo soap shelf. Marble floors with inlay borders. Exhaust blower. LED overhead lights with controller switches at entry. 110vAC outlets. GFI type. Lower Master Stateroom. Centered forward in the Salon to the lower lobby. Forward is a double door into the Full Beam Master. This cabin has a huge bathroom with Jacuzzi tub and separate shower. All finished in bronze and chocolate marble. Ample storage and two walk-in closets. The two large port holes make this cabin very light and spacious. Leaving the Master on either side of the stairs are the additional two staterooms. The Port Cabin has a queen bed and the Starboard has two twin beds facing athwartships. Both cabins have emergency exits to the Engine Room. Teak wood paneling and trim. Teak wood framed king berth with electric lift storage under. Designer headboard. Teak wood night stands with drawer and cabinet storage below. LED overhead lights with control dimmer switches at night stands and entry. Valance lights with control switch. Two reading lights. Port and Starboard cedar-lined closets with mirror on door. Four painted stainless steel framed hull windows with deadlights - two port, two starboard. Port side settee. Storage cabinets. Small safe. Co2/Smoke detectors. Emergency lighting and removable flashlight. Marine Air AC control. Lower Master Head. Teak paneling and trim. Storage in drawer and cabinet space. Full mirror above vanity. Vanity top with "His and Hers" sinks. Chrome faucets and bath fixtures. Shower with rain glass enclosure. LED overhead lights with controller/dimmer switches at entry and vanity. Head Hunter Vacu Flush toilet with bowl elongated. Port Guest Stateroom. Teak wood paneling and trim. Teak wood framed queen bed with electric lift storage below, custom headboard and soffit with lighting above. Teak wood nightstands with drawer and cabinet storage and (2) reading lamps. "His and Hers" closets with cedar lining and automatic lighting, Teak wood chest of drawers with mirror and storage cabinet above. Samsung 22" TV. DVD player, speakers in ceiling. Two painted stainless steel framed large hull windows with dead light. Overhead LED lighting with control/dimmer switches at nightstand and entry. Entrance to Engine Room through panel doors in in-board closet, leads to automatically lit vestibule then through watertight door into Engine Room for service and emergency escape for lower deck. Emergency lighting with removable flashlights. Co2/smoke detector. AC outlets. Window treatments. Marine Air AC controls. Port Guest Head. Teak wood vanity and trim, storage below in drawer and cabinet spaces. Vanity top and sink. Head Hunter Vacu Flush toilet. Frameless shower rain glass door and enclosure, built-in shower seat,

shampoo soap shelf and parameter drain Marble tile floor with inlay Overhead LED lighting with control/dimmer switches Vanity light AC outlet with GFI breaker exhaust fan Lower Foyer Staircase: Teak wood treads and side rails custom polished stainless steel rail and balusters and beautiful teak handrails Lower foyer marble 12" x 12" tile floor with inlay border Teak paneling and trim Port side laundry behind teak wood doors Full size washer and dryer (Miele T8023C & W3037) Overhead LED lighting with control/dimmer switches, main deck stairs entry and lower foyer Observation Lounge Coming out of the On-Deck Master is the stairway to the Sky Bridge. En route to the Sky Bridge is the Observation Lounge. This was especially designed. This area is an excellent area for informal meals and for children, and like-minded adults to play computer games on the "pop-up" TV on the console. Observation lounge is located off of formal starboard side foyer. With 180 degree view forward, port and starboard, it is a great spot to relax and watch the scenery go by. Also for casual dining or working on the laptop. Features: pop-up TV in console. Teak paneling and trim Wrap around settee Teak wood table with 8" polished pedestal legs Marine Air AC controls Digital AC controls Dimmable lighting control Computer port Staircase of teak wood, teak framed treads Polished stainless steel stairs rail Co2/smoke detector Pop-up 12" TV/DVD Sky Lounge Located on the upper deck within the enclosed Pilothouse. Moving up from the Pilothouse to the Sky Bridge is an area that is the perfect position to pilot the yacht from a 360° vision. There is an array of state-of-the-art electronics mounted on the console. Below the console is the bilge pump control black water and manual override for the fire extinguisher. To the port of the Helm are the AC and PC control panels, generator controls and fuel and water tank level monitors. The Captain's steering position is from a "Stidd" electronic leather chair. The Sky Lounge has a large "L" shaped sofa to the port side facing a pop-up 42" TV. ON the starboard side is the Wet Bar with refrigerator and ice maker. All the joinery and soft furnishings are consistent with the rest of the yacht. Going out aft of the Sky Lounge through the electric stainless steel door is the aft deck, with a 6-person Jacuzzi and nautical structured crane 2200 lb. lead capacity for up to an 18 ft. tender. There is a seating area and a bar built into the Jacuzzi with a 26" TV mounted next to the BBQ. There is a Kitchen Aid ice maker and a refrigerator on this deck. Access to the aft deck is down a wide stairway on the starboard side. **Features:** Teak paneling and trim Port side L-shaped sofa Teak wood coffee with Holly wood inlay storage below in drawer two on each end Starboard side teak wood wet bar, sink with drain, faucet Entertainment system DVD/CD player Marine Air AC control Lighting controls for pilothouse and aft deck lights 42" Pop-up TV Sub-Zero drawer refrigerator/freezer with ice maker, sink and faucet Stainless steel sliding door to aft deck with sunshade Overhead LED lighting with control/dimmer lights 5 overhead speakers Co2/smoke detector Helm Teak wood helm console with instrument panel Leather covered instruments hood and dash Kobelt hydraulic steering with rudder indicator Mathers engine controls Port and starboard Cat scan monitors Simrad AP28 autopilot with rudder indicator Simrad AP joystick Naiad hydraulic bow and stern thruster controls Naiad at anchor stabilization control Furuno Navnet Vx2 control with black box technology Flir night and day camera with control M625L AC00702 Hailer (Icom) Richie 6" Compass Camera control and monitor 2 engine room, 1 aft deck Pan tilt and zoom camera Port and starboard engine start and stop Battery paralleling switches Buell air horn Nav light control panel AC/DC with alarm (PLC) Programmable logistics control and monitor Remote generator stop and start gauges port and starboard Hepworth wipers KVH TracVision HD7 TV KVH V7 Mini V Sat internet and phone STIDD Admiral high back helm chair chrome pedestal

Maxwell anchor windless controls x 2 Volt/amp meter Furuno weather station Furuno depth sounder 2 x ACR search light control Naiad bow and stern thruster (hydraulic) Marine windshield air defroster and control 2 x Furuno Navnet Vx2 stand-alone units and radars with ARPA Furuno FA-150 AIS 2 x Simrad WR20 follow up lever Simrad Gyro compass Icom M604 x2 Marine VHF radios Sirius XM weather on Navnet Crew Area Entering the Crew Quarters is a crew mess to port, across from this area is a huge Kenmore freezer. There are two crew cabins with beds for four individuals. The Captain's Cabin has the "Ghost Alarm System" connected up to cell phones. There are a TV/CD, head and showers in both cabins. There is a microwave, an additional refrigerator in the mess area, and a washer and dryer. Access to the crew area is through the transom door, off swim platform and port side cabin entrance while underway of inclement weather. Captain's cabin - queen berth hinged forward access, storage in hanging locker drawers under berth cabinets and shelf space Entertainment DVD, 27" TV Sirius Satellite radio Mate Cabin Over and under thwart ship bunks 27" TV AM/FM Stereo Telephone intercom Crew Lounge Galley Avonite counter tops with stainless steel pedestal Microwave L-shaped teak wood settee Entertainment 27" TV/DVD 27" flat screen TV Telephone/intercom U-line refrigerator/ice maker combo Upright 6 ft. freezer Washer/dryer Exterior Aft Deck This area has a wet bar with an ice maker and refrigerator, a TV ceiling-mounted, and a Gaggenau electric grill. Adjustable dining table for formal or al fresco dining. The cockpit is accessible by either side of the aft deck seating. Hull finished in Awlcraft 2000 Griptex non-skid on cabin top and upper aft deck Caterpillar yellow boot stripe Teak table with polished stainless steel pedestals with electric lift, forward facing settee, Sunbrella covered cushions Teak chairs Wet bar with sink Avonite counter tops storage in lockers below and above grill with refrigerator and additional ice maker Starboard side stairs to upper deck companionway hatch for inclement weather, storage below in locker Port and starboard stairs to cockpit, stainless steel closing gates at head of each for security Cockpit Teak decks Port and starboard boarding gates with swing up stainless steel rails Port and starboard wing doors weather sealed with window and when open secure in cabin side recess Pan tilt and zoom aft looking camera Four overhead speakers with cabin mounted speaker controls and one sub-woofer Light controls for overhead and deck lighting in weather proof enclosures AC plug with GFI in weather proof enclosure Remote engine control receptacle Overhead remote activated 32" TV with A/C vents over settee Side Decks Engine room custom air trunks cabin sides aft Port side fuel fill in lockert with vents and drains Port side water fill in locker with vents and drains Port & Starboard entrance to formal foyer and Galley via weather tight 5 pin doors Port side On Deck Day Head with shower Port and starboard boarding gates Overhead side deck lighting and shelter Fore Deck Non skid decks 2 stainless steel bollards port and starboard, stainless steel house pipes Single Maxwell 4000 anchor windless foot switches on deck Access to chain locker through hatches Stainless steel anchor snubbers and locks Forward seating bench cushions Bosans locker Forward lower master deck hatch for master Teak and stainless steel sea stairs mounted to starboard side bullwalk Cockpit The Cockpit is set up for fishing with two live wells, a huge Eskimo ice maker, tackle center and bait cutting station located next to the Engine Room and crew door accessible. Teak cockpit 2 live wells Tackler counter Storage Eskimo ice maker Aft diesel fueling station for tender or chase boat Teak covering boards around transom BlueWater fighting chair Cockpit transom door to teak covered swim platform Maxwell capstans 4 mounted speakers Fresh water shower nozzle located by swim platform Upper Deck Starboard side wet bar with sink 1 Kitchen Aid ice maker, 1 Kitchen

Aid refrigerator Avonite counter tops Port side storage locker with weather sealed doors and shelves with fiddles and Avonite counter tops Port side settee with cushions and storage below AC vents on aft deck White awlgrip table on stainless steel pedestals - upper or sundeck Starboard side aft, diagonal barbecue island with 24" Aurora propane grill, A4301 vented propane storage locker below Outside AC receptacles with GFI in weather tight enclosures Outside light switches for deck and overhead lighting in weather tight enclosures Stainless steel railing port and starboard Starboard side stairs with teak treads to lower deck and companion way hatch Radar arch on wheelhouse cabin top, VHF, GPS, antennas, KVH domes Radar arrays and anemometer sensor 2 x 8 person life rafts Boat Deck Nautical structures Euro 2200 power rotational davit launches aft and port Decking finish Awlcraft and 2000 with Griptex non-skid Hull Resin infused bottom painted 1/2014 Engine Room/Machinery Access to the Engine Room is either from the crew mess or a door through either of the lower guest staterooms. The first thing you notice is the cool temperature. There are two air conditioning units installed – 36,000 BTU. For global cruising an ATLAS SPA60F shore power converter was recently installed. ALFA LAVAL fuel separator MIB 303. Additional air induction fans have been installed. New exhaust system for GenSets by Marine Exhaust. New batteries – 11/2013 Engine, 5/2013 House. 2 x Kohler Gensets, 55 KW in sound shields Exhaust system, 2 x 40 gallon oil lube tanks Dry bilge system Fire extinguisher system Twin CATERPILLAR C32 (1,902 bhp each), (Serviced regularly by Caterpillar since new) diesel engines, raw water cooled, electronic injection/governor 24vDC starting ZF reduction gearboxes remote mounted with Cardin shafts and Centa couplings, with trolling valves Hydraulic Live C-Pads off gear boxes, bow and stern thrusters Naiad hydraulic bow and stern thrusters Local mounted start/stop instrument panels for main engines and generators Under water exhausts, with bypass and fiberglass mufflers, Marine Exhaust 220v AC reverse cycle chilled water air conditioning 20 tons in two 10-ton compressors with backup saltwater pump Engine room air conditioning 36,000 BTUs Marine exhaust generator mufflers, air/water separator type, with hull side exhaust (New 2013) Custom engineered engine room ventilating system, with intake blowers taking air in via air/water separator filters on hull side Automatic FM 200 fire extinguisher system Audio/Visual alarms sound, blowers shut down and hull side ventilation dampers Naiad with Datum 3 option stabilizer system with 16 sq. ft. fins and Datum station controls, PTO off both main engines Kobelt power hydraulic steering system, off hydraulic pumps (2 per engine) port and starboard engines, emergency steering in lazarette Engine driven emergency bilge pumping system for engine room, bilge alarm Lube oil change system with pump, manifold and hoses to all engines and gearboxes with storage tanks Three Racor fuel filters with vacuum gauges per main engines, manifold to filter change underway with electric prime pumps Racor filters with vacuum gauges for generators with electric prime pumps Two 30 gallon water heaters, dual element stainless steel 2 HeadHunter AC and 1 DC water pump for fresh water pressure system Sink with fresh water hose bib Automatic sump pumps Automatic bilge pumps, for each separate compartment in the vessel Alfa Laval MB 303 fuel polisher Fuel management system, consisting of fuel shut-off valves, fuel transfer pump with meter system and selector manifold Hart Tank tender gauges for fuel, fresh water, black water and grey water tanks, pneumatic pump type Back up fresh 110 volt pump and sentry tank monitoring system - HeadHunter Black water tank level indicator and high level alarm Black water holding tank with Y-valve Macerator pump for pump out of holding tank direct over board, or to vented deck fitting for shore side disposal Bronze raw water strainers, all engines and sea

water pump intakes Seacocks on all through hull fittings below the waterline Fiberglass battery boxes Battery condition indicator Engineered sound vibration and noise attenuation system for Engine Room spaces consisting of lead tile sound barriers and mylar faced synthetic lead-foam insulation covered with white painted aluminum perforated sheeting Custom sound mounts for main engines, generators, engine room stanchions, head pumps/motors, air conditioning compressors and sea water cooling pumps Nibral propeller shaft struts Nibral propellers, 5 blade, class S, dynamically balanced DURAMAX cutlass rubber stern and rudder bearings PYI packless shaft seals Tide rudder post three lipped seals 2 110vAC outlets, GFI type Watertight entrance door from crew area Watertight emergency escape door from Engine Room to guest staterooms 1400 gpd watermaker with digital stop and start Work bench, storage cabinets and shelves for spares Stainless steel toolbox Electrical System 220/110vAC, 60 cycle and 24/12vDC electrical panels, main panels in engine room and sub-panels throughout vessel Atlas 60 kVA power converter, 2 x 100 amp 3 phase shore power cords on Glendinning cable master shore power retrieval system (380v AC) with adaptors, port side 100 amp 3 phase 220v in Glendinning cable master both with 130 ft. of cable LED overhead light fixtures Emergency lights, 24vDC, automatic at loss of AC power to incorporate floor and stairway lights and selected overhead lighting. Removable emergency flashlights in each stateroom 24vDC AGM batteries in two banks for engine starting and ship service Battery parallel system at helm and engine room 24vDC Sentry battery charger Two 12vDC battery banks for generator starting Shore telephone inlet Bonding system, connecting all through hull fittings and major metal components to exterior hull zinc anodes Dynaplate grounding plate and strap to pilothouse and flybridge ground terminal boards Voltmeters and ammeters for supply circuits Generating set/shore power selector switches and shore power polarity indicator Programmable Logic Controller (PLC) located in pilothouse, high bilge level, and smoke detectors (engine room, staterooms, galley and salon) Security alarm sensors on all doors and hatches Navigation light control and monitoring 8 Ocean LED underwater lights Ghost Alarm System (remote system connected to cell phone) Exclusions Tender Not Included

Exclusions

Owner's personal belongings.

Disclaimer

The Company offers the details of this vessel or yacht in good faith but cannot guarantee or warrant the accuracy of this information nor warrant the condition of the vessel. A buyer should instruct his representatives, agents, or his surveyors, to investigate such details as the buyer desires validated. This vessel or yacht is offered subject to prior sale, price change, or withdrawal without notice.

PHOTOS

Salon



Salon



Dining



Companionway



Galley



Galley



On Deck Master



On Deck Master




On Deck Master Head



Stairway



Stairway to Lower Foyer



Stairway to Bridge



Observation Lounge



Sky Bridge



Helm



Sky Lounge Aft Deck



Sky Lounge Aft Deck



Bow




Bow Seating



Aft Deck



Aft Deck



Fishing Cockpit



Crew Mess



Crew Mess



Engine Room



Engine Room



Engine Room



Engine Room



Engine Room



Washer & Dryer



Full Beam Master Stateroom



Full Beam Master Stateroom

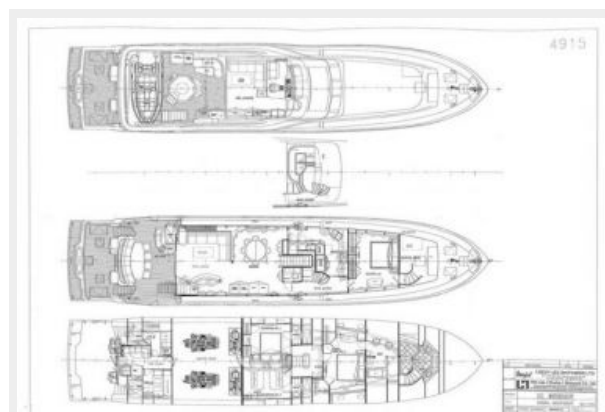


Full Beam Master Stateroom



Full Beam Master Head



Port Guest Stateroom**Port Guest Stateroom****Port Guest Stateroom****Starboard Guest Stateroom****Profile GA Plan****GA Plan**

CONTACTS

Andrey Shestakov, leading yacht broker of the sales department of Shestakov Yacht Sales Inc. Shestakov Yacht Sales Inc., the official representative of the Miami/Fort Lauderdale FL headquarters.

Contact details

Email: **andrey@shestakovyachtsales.com**

Web: shestakovyachtsales.com/en/

Telephones

USA: **+1(954)274-4435**

Office hours

Monday – Saturday: **9:00 - 21:00 EDT**

Sunday: **closed**

Address



Harbour Towne Marina, 850 NE 3rd St,
STE 213, Dania, FL 33004