

TASH — BRISTOL YACHTS



Builder: BRISTOL YACHTS

Year Built: 1976

Model: Classic Yacht

Price: PRICE ON APPLICATION

Location: United States

LOA: 32' 0" (9.75m)

Beam: 9' 6" (2.90m)

Max Draft: 4' 7" (1.40m)

Our experienced yacht broker, Andrey Shestakov, will help you choose and buy a yacht that best suits your needs **TASH — BRISTOL YACHTS** from our catalogue. Presently, at Shestakov Yacht Sales Inc., we have a wide variety of yachts available on our sale's list. We also work in close contact with all the big yacht manufacturers from all over the world.

If you would like to buy a yacht **TASH — BRISTOL YACHTS** or would like help answering any questions concerning purchasing, selling or chartering a yacht, please call **+1(954)274-4435**

TABLE OF CONTENTS

| | |
|------------------------------|----|
| TABLE OF CONTENTS | 2 |
| SPECIFICATIONS | 3 |
| Overview | 3 |
| Basic Information | 3 |
| Dimensions | 3 |
| Speed, Capacities and Weight | 4 |
| Accommodations | 4 |
| Hull and Deck Information | 4 |
| Engine Information | 4 |
| DETAILED INFORMATION | 5 |
| Bristol 32 "TASH" | 5 |
| Exclusions | 10 |
| Brokerage | 10 |
| Exclusions | 10 |
| Disclaimer | 10 |
| PHOTOS | 11 |
| CONTACTS | 16 |
| Contact details | 16 |
| Telephones | 16 |
| Office hours | 16 |
| Address | 16 |

SPECIFICATIONS

Overview

Price Reduced

"TASH" is in outstanding condition and ready for her next adventure!

A well-maintained example of this classic yacht, featuring **new flag blue topside paint in 2012**, and many other electrical, electronic, and mechanical upgrades and overhauls. **Re-powered with a new Westerbeke 27hp diesel and new power train in 2009**, with only 250 hours. The boat draws 4 ½ feet on a strongly built ¾ fixed keel. The skeg-hung rudder, perfect for the shallow Chesapeake, protects the propeller from the occasional crab pot line. The Bristol 32 is the little sister to the Bristol 40. Some of this boat was drawn by Dieter Empacher who at that time was employed by Hood design group.

Opportunity to Buy a Turn - Key Classic!

Basic Information

Category: Classic Yacht

Sub Category: Sloop

Model Year: 1976

Year Built: 1976

Country: United States

Dimensions

LOA: 32' 0" (9.75m)

LWL: 22' 0" (6.71m)

Beam: 9' 6" (2.90m)

Max Draft: 4' 7" (1.40m)

MFG Length: 32' 0" (9.75m)

Speed, Capacities and Weight

Displacement: 10800 Pounds

Water Capacity: 72 Gallons

Holding Tank: 20 Gallons

Fuel Capacity: 25 Gallons

Accommodations

Total Cabins: 2

Total Heads: 1

Hull and Deck Information

Hull Material: Fiberglass

Engine Information

Engines: 1

Manufacturer: Westerbeke

Model: 30B3

Engine Type: Inboard

Fuel Type: Diesel

DETAILED INFORMATION

Bristol 32 "TASH"

A well-maintained example of this classic yacht, featuring **new flag blue topside paint in 2012**, and many other electrical, electronic, and mechanical upgrades and overhauls. **Re-powered with a new Westerbeke 27hp diesel and new power train in 2009**, with only 250 hours. The boat draws 4 ½ feet on a strongly built ¾ fixed keel. The skeg-hung rudder, perfect for the shallow Chesapeake, protects the propeller from the occasional crab pot line. The Bristol 32 is the little sister to the Bristol 40. Some of this boat was drawn by Dieter Empacher who at that time was employed by Hood design group.

Like all Bristols, this boat is built more heavily than most current production sailboats for maximum durability and reliability, featuring robust equipment not found in modern makes: highly visible 6" Globemaster compass, stout teak toerails, high and thick bridgedeck, solid teak companionway doors, a stout pipe rack, giant mooring cleats, large volume dorade vents, spacious storage low in the boat, separate cross-connectable water tankage, primary water tank in the keel, thick teak and holly sole, solid teak bulkheads and cabinetry.

Ted Hood-designed under the legacy Cruising Club of America (CCA) rule, the beautiful lines and modest beam provide good handling, stability, and maneuverability. Not a screamer on the race course, but the overhanging stern and spoon bow provide reserve buoyancy in the bow and stern that makes her ride with a smooth, seakindly motion even in heavy seas, always lifting to the next wave, never pounding. Like other CCA rule boats, the Bristol 32 settles into a 15-degree heel on either tack, lengthening her waterline and speed, and stiffens to any increasing breeze. She moves beautifully in light air, and her internal lead ballast and easily reefed main and roller jib help her respond to heavy air with a bone in her teeth, and a comfortable minimal heel when reefed.

A Maine boat for over a decade, she received light use in the short summer season, then was stored indoors over the long winter season there. Purchased by her current owner in 2010 and delivered from Maine to the Chesapeake in 2011 on her own bottom, including singlehanded the leg from Maine to Newport. She is fully equipped for Chesapeake and coastal cruising with GPS plotter and premium compass at the helm, stackpack/lazy jacks, roller furling, high bridge deck, and efficient cockpit layout. Custom canvas in the pushpit and cockpit bulwarks makes this boat safe for young children.

This Bristol is ready for a family with the appreciation of a fine coastal cruiser that has been maintained to high standards by her owner who is an active duty Navy Captain and a meticulous engineer. As you can see by other comps on Yachtworld, this listing has it all: the combination of excellent condition, an almost new engine, lots of upgrades to key systems where it matters, and new paint job set this listing apart.

Full Specs

Year: 1976

Builder: Bristol Yachts USA

Designer: Ted Hood

Keel: 3/4 fin keel, Skeg-hung rudder, garboard drain plug

Dimensions

LOA: 32 ft 0 in

Beam: 9 ft 6 in

LWL: 22 ft 0 in

Maximum Draft: 4 ft 7 in

Displacement: 10800 lbs Ballast: 3900 lbs (lead internal ballast)

Engine

Engine 1: Engine Brand: Westerbeke (New in 2009)

Engine Model: 30B3, Fresh Water Cooled with Raw Water Heat Exchanger
Engine Type: Inboard
Engine/Fuel Type: Diesel, 27hp
Engine Hours: 230 hrs

Features: Self-bleeding fuel system; 50amp alternator; Glow plug cold starting aid; Built-in oil change drain hose, Admiral panel, low pressure audible alarm, high temp audible alarm

Efficiency: 1 gal/hour @ 2700 rpm (5.5 knots in calm seas)

Tanks: Fresh Water Tanks: 75 Gallons (2 independent tanks, cross-connectable)
Fuel Tank: 25 Gallons (Stainless Steel, New in 2009)
Holding Tank: 20 Gallons (flexible)

Accommodations

Number of cabins: 2 Number of heads: 1

- Sleeps 6 max (4-5 comfortably): 2-fwd V-berth, 2-port (settee pulls out to double), 1-stbd settee, 1-stbd pipe rack
- Custom canvas pipe rack with integral lee cloth and large S/S poles (New in 2011)

- Warm teak-finished Interior; Classic teak and holly sole throughout—mature but well maintained
- Forward Cabin with V-Berth, Under-Berth Storage drawers and lockers, bulkhead lockers, and hanging Locker
- Enclosed Head: Vanity with S/S Sink, pressurized water with foot-pump backup, opening window, manual overboard for offshore pumping out of holding tank, overboard/holding tank diverter valve, deck fitting for inshore pumpout stations, premium Raritan PH-II manual toilet (Rebuilt 2011)
- Large fold-up solid teak center Dining Table stows on bulkhead; dish/utensil/book stowage behind table
- Main salon has ample under-seat drawers, upper bulkhead storage, and large stores lockers behind backrests
- Galley Aft to Starboard with 2-Burner Alcohol Range and Oven (New in 2008), S/S Sink
- Large top loading icebox aft to port
- Pressurized Hot/Cold Water; Engine-exchanged S/S hot water heater (New hot water heater and pressure pump in 2009)
- Cockpit Hot/Cold shower
- Nav Station Port Side
- Easy centerline engine access under companionway stairs
- DC cabin lights and reading lights throughout
- Weems and Plath barometer
- Weems and Plath quartz clock with tide clock
- Sony AM/FM CD stereo with USB port (plug in Ipad or MP3 player) w/ wireless remote (New in 2011)
- Lee cloths for port/stbd settees
- Easy access to bilge, water tank cleanout, raw water strainer, fresh water tank isolation valve through a series of floorboard panels in cabin sole

Deck & Hull

- 2-speed Winches
- Matching hunter green dodger and pushpit canvas
- New dodger isinglass (2011); New dodger zippers (2013)
- Chain Plates re-bedded in 2012
- Flag Blue Top Sides, White Boot Top, Gold Cove Stripe (all new in 2012)
- Topside Teak done in Cetol "Natural Teak" Color (renewed in 2013)
- Spacious Cockpit with Cushioned Seating
- Three large lockable lazarette storage lockers under cockpit seating
- Manual whale gusher bilge pump backup under helm seat
- Helm Pedestal with multiple cup holders, and shelf with holder for binoculars, etc.
- Edson Stainless Steel Wheel

- Rail-mounted Magma BBQ Grill with canvas cover
- A true deep bilge that extends the depth of the keel, with garboard drain plug for when on the hard
- Removable swim ladder mounts to hull brackets amidships at lifeline gate opening
- Solid teak three-piece companionway boards
- Custom teak summertime companionway doors with copper screens (a beautiful piece of kit), and weighted screened covers for forward hatch and main cabin hatch, sized to allow for open hatches in summer
- Manual anchor windlass and gypsy head (moves slowly needs an overhaul)
- Plow anchor with a combination chain and nylon rode bent on for normal Chesapeake use
- Separate all-chain rode ready on deck at the windlass for immediate use, or ready for a second anchor if desired
- Heavy duty mooring cleats, 2 forward, 2 aft, with proper fairleads
- New gold-braid mooring lines (New in 2011)
- S/S Charley Noble flue in place (ready for a bulkhead-mounted of a diesel or wood pellet heating stove)
- U.S. Yacht ensign and teak pole in stern mount
- Emergency tiller and in-cockpit rudder head instantly accessible for emergency steering
- Large Dorade vents with self-draining vent boxes provide excellent ventilation in all conditions

Sails & Rigging

- Full-batten Doyle Mainsail with Jiffy Reefing cringles, 1st/2nd reef control lines to boom, ram's horn tack fittings on boom
- 140% Roller Furling Doyle Genoa w/Schaefer Roller Furling. Foam luff for scalable roller reefing
- Doyle Stack Pack/Lazy Jack mainsail faking system
- Boom vang (New in 2009)
- New England Ropes "Sta-Set" (low stretch polyester line) Main and Jib Halyards (New in 2011)
- New England Ropes jib sheets (New in 2011)
- New England Ropes main sheet (New in 2010)
- Single backstay

Electronics & Navigation

- Color NAVMAN GPS chart plotter in cockpit above Helm pedestal

- Chesapeake C-Map chip installed in GPS (New in 2011); Narragansett Bay through Maine C-map chip on hand
- Large 6" Ritchie Globemaster compass on binnacle (Overhauled in 2011: New fluid, seals, globe, red LED light, paint)
- Raymarine digital depth sounder with through-hull transducer..no hole! (new in 2011)
- Raytheon R10 16-mile Radar (swing-out mount in companionway, visible from helm)—mature but reliable RADAR set with good proven performance tracking surface contacts, land, and weather to 12+ miles and excellent performance inside 6 miles
- Custom Radar mast astern for Raytheon radome
- VHF Radio, with Mast-top antenna
- Slide out chart table at STBD Settee
- Legacy paddlewheel knotmeter is OOC. Speed provided by GPS speed-over-ground

Mechanical & Electrical

- Westerbeke 27hp model 20B30 Diesel inboard engine: 230 hours (Engine and Transmission, New in 2009)
- Westerbeke premium "Admiral" gauge panel in cockpit (Key, Start, Glow, Tachometer, Oil Pressure, Voltmeter, Water Temp, Engine Hours, alarms)
- Engine features: Fresh water cooled, self-bleeding fuel system, 50amp alternator, glow plug cold starting aid, built-in attached oil change drain hose, efficient: 1 gal/hour consumption at 2700 rpm (5.5 knots in calm seas)
- 25 Gallon S/S Fuel Tank (New in 2009)
- RACOR fuel/water filter (New in 2009)
- SSS Dripless Shaft Seal (New in 2009)
- 3-bladed fixed bronze propeller and S/S shaft (New in 2009)
- New electric bilge pump and float (2013)
- Easy access to raw water strainer under main cabin floorboard
- Dedicated lead-acid engine start battery (130amp) (New in 2009)
- Lead-acid house batteries (two Group 25) 260amp total in custom battery box (New in 2009)
- Xantrex Battery Monitor (monitor charge rate, voltage, amps, and Amp-hours remaining for each battery bank) (2009)
- Xantrex battery combiner (connects batteries for even charging...disconnects when charging stops) (2009)
- Portable 30w solar panel maintains trickle charge for all batteries (New in 2013)
- Blue Seas DC breaker panel (New in 2009)
- 2-circuit Blue Seas Master Battery Cut-out switches, with emergency cross-connect switch (New in 2009)
- LED masthead anchor light (New in 2011)
- LED steaming light / Xenon deck work light in combined fixture on mast (New in 2011)

- LED port/starboard running lights (New in 2013)
- Powerful hand-held 12v DC spot light w/receptacle in cockpit and at the bow
- Collapsible Radar Reflector
- 120v AC distribution system and shore power connection “as-is” (I have never used it or plugged it in)
- Westerbeke factory spare parts kit, and spare Racor fuel filter elements
- Current inventory of USCG required flares, sound signals, etc. (New flares in 2013)
- Adult and youth life jackets and Type IV throwable cushion
- Two ABC fire extinguishers

Exclusions

Owner's personal gear, tools and outboard motor.

Brokerage

Please Read: The Company offers the details of this vessel in good faith but cannot guarantee or warrant the accuracy of this information nor warrant the condition of the vessel. A buyer should instruct his agents, or his surveyors, to investigate such details as the buyer desires validated. This vessel is offered subject to prior sale, price change, or withdrawal without notice.

Exclusions

Owner's personal belongings.



Disclaimer

The Company offers the details of this vessel or yacht in good faith but cannot guarantee or warrant the accuracy of this information nor warrant the condition of the vessel. A buyer should instruct his representatives, agents, or his surveyors, to investigate such details as the buyer desires validated. This vessel or yacht is offered subject to prior sale, price change, or withdrawal without notice.


PHOTOS











CONTACTS

Andrey Shestakov, leading yacht broker of the sales department of Shestakov Yacht Sales Inc. Shestakov Yacht Sales Inc., the official representative of the Miami/Fort Lauderdale FL headquarters.

Contact details

Email: **andrey@shestakovyachtsales.com**

Web: shestakovyachtsales.com/en/

Telephones

USA: **+1(954)274-4435**

Office hours

Monday – Saturday: **9:00 - 21:00 EDT**

Sunday: **closed**

Address



Harbour Towne Marina, 850 NE 3rd St,
STE 213, Dania, FL 33004