

BRONWYN — CHANTIERS AMEL



Builder: CHANTIERS AMEL

Year Built: 2006

Model: Cruising Sailboat

Price: PRICE ON APPLICATION

Location: United Kingdom

LOA: 56' 5" (17.20m)

Beam: 15' 8" (4.78m)

Min Draft: 6' 10" (2.08m)

Our experienced yacht broker, Andrey Shestakov, will help you choose and buy a yacht that best suits your needs **BRONWYN — CHANTIERS AMEL** from our catalogue. Presently, at Shestakov Yacht Sales Inc., we have a wide variety of yachts available on our sale's list. We also work in close contact with all the big yacht manufacturers from all over the world.

If you would like to buy a yacht **BRONWYN — CHANTIERS AMEL** or would like help answering any questions concerning purchasing, selling or chartering a yacht, please call **+1(954)274-4435**

TABLE OF CONTENTS

TABLE OF CONTENTS	2
SPECIFICATIONS	4
Overview	4
Basic Information	4
Dimensions	4
Speed, Capacities and Weight	4
Accommodations	4
Hull and Deck Information	5
Engine Information	5
DETAILED INFORMATION	6
Broker's Comments	6
Owner's Comments	6
Construction	6
Machinery	7
Electrical Systems	8
Plumbing Systems	9
Tankage	10
Navigation Equipment	10
Domestic Equipment	11
Accommodation	12
Deck Equipment	17
Exclusions	20
Disclaimer	20
PHOTOS	21
CONTACTS	26
Contact details	26
Telephones	26
Office hours	26

Address

26

SPECIFICATIONS

Overview

The Amel 54 is indestructible and built to mile munch. This yacht is a World ARC veteran and is now ready for more. A pitstop before the next off would be welcome and the price reflects this.

Basic Information

Category: Cruising Sailboat

Sub Category: Center Cockpit

Model Year: 2007

Year Built: 2006

Country: United Kingdom

Dimensions

LOA: 56' 5" (17.20m)

LWL: 50' 4" (15.34m)

Beam: 15' 8" (4.78m)

Min Draft: 6' 10" (2.08m)

Speed, Capacities and Weight

Displacement: 38580.89585 Pounds

Water Capacity: 237.7548468 Gallons

Holding Tank: 42.26752832 Gallons

Fuel Capacity: 237.7548468 Gallons

Accommodations

Total Cabins: 4

Total Berths: 7

Total Heads: 2

Hull and Deck Information

Hull Material: GRP

Deck Material: GRP

Hull Designer: Chantiers Amel

Engine Information

Engines: 1

Manufacturer: Volvo

Model: D3-110I-B

Engine Type: Inboard

Fuel Type: Diesel

DETAILED INFORMATION

Broker's Comments

The Amel 54' is an iconic blue water cruising yacht capable of sailing long distances with excellent passage times, in safety and comfort. BRONWYN has proved the point after a successful circumnavigation during which time she has shown herself to be a model blue water cruising yacht. Originally launched with a very high spec including the all-important 'Comfort Plus' package, she is now offered after a refresh, but her price recognizes that her new owner will perhaps wish to further refit her before her next mile munching adventures.

Owner's Comments

BRONWYN has been a great friend who has taken me around the World and she has always done so in safety and security. She has proved herself to be a superb sea boat and were I undertaking another circumnavigation I would certainly take this yacht again.

Construction

RCD Status: The yacht conforms with the essential safety requirements of Directive 94/25EC (Recreational Craft Directive) and is categorised A – "Ocean"

Hull, Deck & Superstructure Construction:

- Hull: Extremely strong and solid one piece fibreglass laminate for the hull, keel and skeg. All laminations incorporate an Amel exclusive flat woven bi-axial fibreglass cloth and are accomplished by hand.
- Deck: Hand laminated fibreglass with segmented end grain balsa core in the horizontal surfaces. There are substantial solid fibreglass laminated plates beneath all deck hardware that require backing plates.
- Monohull/multi-cellular structure: The hull, deck, bulkheads and the furniture are all laminated together to form one piece while the vessel is still in the mould. This homogeneous assembly technique provides unsurpassed strength and structural integrity, and eliminates the potential for leaks common in the more typical bolted/screwed together hull to deck joint.
- 4 x Genuine watertight bulkheads with isolating valves.
- Proprietary anti-osmotic treatment below the waterline.

Keel & Rudder:

- Rudder: Hand laminated fiberglass shell mounted on a solid stainless steel rudder shaft with stainless steel internal ribs. The rudder is attached to the full length skeg and the hull at three points.

Machinery

Engine & Gearboxes:

- Volvo Penta D3-110I-B 5-cylinder naturally aspirated 110hp marine diesel engine (new in 2013 with a 3 year warranty and electronic controls)
- ZF hydraulic gearbox driving prop via Amel drive system with dual gear boxes
- Dual Racor fuel filters
- Genuine separate/full sized/stand up engine and machinery room accessed from the cockpit.
- The engine room is airtight from the interior and can be made watertight by employing the provided valves on the internal drain system.

Maintenance & Performance:

- Engine hours: approx 400 since last service.

Propulsion & Steering:

- Wheel steering in cockpit
- Emergency tiller
- All the controls are located at the helm station (engine, bow thruster, windlass, anchor wash, winches, genoa and mainsail, as well as the headsail (if installed)).
- Sleipner Sidepower SP155TCI 155kgs 11hp retractable 24vDC bow thruster controlled from the cockpit.
- Brunton 3-bladed 566mm diameter Autoprop
- Spare 3-bladed fixed prop

Electrical Systems

Voltage Systems:

- 24vDC service system with 12vDC engine start and 220vDC system via shorepower, generator or inverter.

Note: Visual alarm for loss of continuity on the positive or negative side of the 24v electrical system.

Battery Banks:

- 12x Trojan SCS200 115Ah 12vDC batteries joined in parallel and series to provide 690Ah @ 24vDC for services
- 1x Exide 24MSSX 115AH 12vDC engine start battery
- Xantex battery monitoring system

Battery Chargers:

- Dolphin 24vDC 100Amp battery charger
- Secondary 25Amp battery charger

Alternators:

- Engine-mounted 12vDC alternator charging engine start battery
- Balmar high output (140Amp) 24vDC alternator for charging service bank

Inverter:

- Mastervolt MASS Sine 800w 24/220 inverter for powering TV and DVD player

Generator:

- Onan 9.5kva 4 cylinder, 1,500rpm diesel generator.

Shore Power:

- Hubbel 32Amp shorepower connection at transom with cable

Other Electrical:

- 24-12vDC voltage dropper for powering 12vDC equipment
- 12vDC socket at chart table
- 220vDC sockets throughout interior
- Anti-electrolysis protection system: all the metallic parts in contact with fluids are connected to the anodes integrated in the rudder.

Plumbing Systems

Fresh Water & Water Heating System:

- Hot & cold pressurised fresh water system
- Upgraded 24vDC high pressure freshwater pump with cockpit hose attachment
- Water heated via engine-driven calorifier in Isotemp 45 litre hot water or via 220vAC immersion heater element powered by shore power
- Main/only sea water intake seacock laminated to the hull with strainer and distribution manifold with acoustic and visual alarms for restricted water flow.
- Seagull filtered freshwater system at galley

Watermaker:

- Desalinator D100 DUO 220vAC/24vDC watermaker producing approx. 110lph
- Watermaker hours – 293 as of September 2014

Bilge Pumps:

- Main/only bilge sump with 2 x pumps (automatic 24v electric and manual), as well as a

bilge water level alarm with acoustic and visual alarms.

Tankage

Fuel:

- Total capacity of 900 litres (198 gallons) in 1x alloy tank.
- Fuel gauge in cockpit locker

Fresh water:

- Total capacity of 900 litres (198 gallons) in 1x tank.
- Amel freshwater gauge with float in galley. There is a clean out/access door into each of the water tanks 3 x compartments.

Grey/Blackwater holding tanks:

- 2x 80 litre (17 gallons) plastic blackwater holding tanks servicing forward and aft heads with discharge to sea or via deck outlets.

Navigation Equipment

In cockpit:

- Raymarine ST7002 Smartpilot autopilot control with linear drive unit
- B&G Synchro analogue speed display
- B&G Synchro analogue depth display
- B&G Synchro analogue wind speed display
- B&G Synchro analogue wind direction display
- Plastimo steering compass

At chart table:

- Furuno NavNet VX2 radar/chart plotter display

- Furuno GP 150 secondary GPS display
- B&G Hydra central navigation unit with Sonic Speed
- Chronometer and barometer at the navigation station.
- Furuno FA550 Class-B AIS transponder

Communications Equipment:

- Raymarine Ray240E VHF with DSC
- Sailor FB150 BDU fleet broadband system
- Thrane & Thrane IP handset

Domestic Equipment

General:

- Bosch Maxx Silence 220vAC washing machine (4kg/9lb capacity)
- Endora 302 220vAC dryer.

Galley:

- Twin stainless steel sinks with hot & cold thermostatic mixer tap and additional filtered freshwater supply
- Large top loading twin cavity 24vDc seawater cooled refrigerator / deep freezer with twin controls.
- Frigoboat 24vDC seawater stainless steel front loading refrigerator.
- Dometic 220vAC dishwasher.
- Fagor 220vAC microwave/convection oven.
- Eno 'Le Chef' 4-burner gimbaled gas stove with oven & grill
- 2 x Gas bottles with solenoid valve mounted in the topside portside watertight deck locker.

Heads/Showers:

- Hot and cold fresh water deck shower.
- 2 x Jabsco quiet flush 24vAC electric heads.

Heating & Ventilation:

- Climair 220vAC Compact 12 reverse-cycle air conditioning with 3x 10,000btu outlets (forward cabin, main saloon and aft cabin)
- Webasto diesel-fired 5kw hot air cabin heating system with outlets throughout interior including heads
- 24vDC automatic engine room blower/exhaust fan employed with the main engine. Permanent natural ventilation.
- 220vAC automatic engine room blower/exhaust fan employed with the generator.

Entertainment:

- Alpine CD/Radio with amplifier
- Bose Acoustimas speaker system in saloon with subwoofer
- Maxima waterproof speakers in cockpit
- Sony DVD/CD player
- 20" Sharp LCD TV retracting from cabinet on port side of saloon and amplified aerial

Lighting:

- Deck level running lights.
- Lights under the hard dodger.
- Foredeck flood lamp, 20 point steaming lamp and an anchor lamp on the main mast. Cockpit flood lamp on the mizzen mast.
- Various 24vDC lights throughout yacht.

Accommodation

Summary of Accommodation:

- There are 2 comfortable guest cabins forward with a generous passage cabin aft leading into a large owner's stateroom. There is a comfortable main saloon and excellent galley.

Description of layout from forwards:

Forward Head/Vanity/Shower:

- One piece laminated modular assembly (easy to clean).
- Sink with mixer tap, separate stall shower with thermostatic mixer tap.
- Storage, shelves, mirror, towel rack.
- 24v electric toilet with freshwater flushing (holding tank).
- 220v outlet, 220v washing machine (4kg/9lb capacity) and separate 220v dryer.
- Dirty clothes hamper and cleaning supplies locker.
- 1 x Opening overhead hatch.
- Forward watertight bulkhead.
- Easy access to all the technical parts.

Portside Front Cabin:

- 1 x Large double berth (1.40m wide) with lee cloth.
- Hanging locker, shelves, book cases, voluminous storage space under the berth and sold, reading lamps and utility lights, 220v outlet, 220v air conditioning and heat, 1 x opening overhead hatch and 1 x side opening porthole.

Starboard Front Cabin:

- Upper and lower single berths with lee cloths.
- Shelves and storage spaces.
- Reading lamps and utility lights, 220v air-conditioning and heat, 1 x opening overhead hatch and 1 x side opening porthole.

- Plenty of dry storage space beneath the sole.

Saloon:

- U-shaped dinette on the portside with very easy access incorporating a horizontally articulating oval table.
- Plenty of shelves, book cases, exceptionally generous dry storage space under the dinette, armchairs and sole.
- Watertight bulkhead with watertight door, 2 x arm chairs on starboard flanking the liquor bar storage for glasses and bottles.
- Hand rails, complete curtains and cushions.
- 1 x Large opening overhead hatch and 4 x fixed side portlights in the hull sides.
- 220v outlets.
- Numerous 24v lights (spotlights and wall lamps).
- 220v air-conditioning and heat.
- Opening sole floorboards on hinges.
- Set of loud-speakers for the stereo system.

Galley:

- U-shaped.
- Large top loading 24v deep freezer.
- 24v stainless steel front loading refrigerator.
- 220v dish-washer.
- 220v microwave/convection oven.
- Gas stove with 4-burners and also an oven/grill fitted on gimbals with a stainless steel safety bar.
- 2 x Gas bottles with solenoid valve mounted in the topside portside watertight deck locker.
- Top opening access to the storage for the pots and pans.

- Plenty of shelves and storage for groceries and cleaning products, drawers for flatware and cooking utensials.
- Corian countertop, stainless steel double sink, mixer tap with flexible extension tube and adjustable spray nozzle.
- Two 220v outlets, 24v fume/heater extractor hood over the stove.
- 24v and 220v main electrical panels.
- Vacuum cleaner and dustbin.
- Easy access to all the technical parts.
- All the soles are non-skid with the look of teak and holly but without the maintenance of real wood.
- Amel freshwater gauge with float.
- Opening side porthole.
- 24v lighting with spotlights and utility lights.
- Companiownay with 3 wide steps and handrails.
- Vertically sliding companionway door.

Navigation Station:

- Large L-shaped chart table.
- Storage for charts and guides.
- 4 x Drawers, shelves and a book case.
- 24v and 220v outlets.
- Locker for 24 to 12v converter.
- Electronic navigation instruments are fitted to a removable shelf assembly for easy access to the wiring.
- Space for a laptop/desktop computer.
- Very comfortable, fully adjustable seat with backrest.
- Hanging locker for wet clothes with shelf over the top.

- Easy access to all the technical parts.

Passageway Cabin:

- Very comfortable single berth with lee cloth (the best sea-berth in the yacht).
- Shelves, book case and storage.
- Opening porthole to cockpit.
- Starting and house battery storage under the berth in a watertight/vapour-tight compartment.

Aft Cabin:

- The owner's stateroom is exceptionally spacious with ventilation and natural light, yet completely self-contained and very privately isolated from the rest of the accommodation.
- The centreline double berth is 2m long and 1.60m wide at the fullest section, is fitted with removable lee protections and easily tilts up on pressurised gas cylinders to access huge volumes of dry storage as well as the rudder quadrant and the ship's lockable safe below.
- The berth is flanked by nightstands both port and starboard.
- The mattress is in two pieces over a slatted base.
- Plenty of shelves and book cases.
- Two hanging lockers.
- Writing desk/dressing table with drawer and mirror.
- The sole has non-skid synthetic teak and holly floor boards and fitted, edge bound carpet.
- 220v air-conditioning and heat, 5 x side opening portholes.
- 220v outlets.
- Plentiful 24v lighting with spot lamps, reading lamps and utility lighting throughout.
- Private access to the aft head and shower area.
- Watertight bulkhead and door at the entry to the aft stateroom.
- Fixed watertight bulkhead separates the aft end of the aft cabin from the large deck access stern lazarette.

Aft Head/Vanity/Shower:

- One piece laminated modular assembly (easy to clean).
- Washbasin with mixer tap, separate stall shower with opening overhead hatch directly over the shower stall.
- 24v toilet with freshwater flush (holding tank).
- Towel racks, shelves, dirty clothes hamper.
- 220v outlet.
- 1 x Cabin side opening porthole.

Deck Equipment

Rig:

- Ketch rig
- Cream painted deck-stepped spars
- Two sets of swept-back spreaders on main mast and one set on mizzen
- Stainless steel wire standing rigging with triatic stay between masts and split fixed backstay
- Amel 24vDC main mast in-mast furling system including electric motor for outhaul
- Manual backup system for main mast furling system
- Manual In-mast furling system for mizzen rig
- Bamar MEJ 1.02 24vDC genoa and staysail furlers with controls at cockpit
- Manual backup system for genoa and staysail furlers
- Genoa sheet tracks and mainsheet track adjustable at or adjacent to cockpit via Andersen line tender winches
- Antal deck gear including tracks, turning blocks, jammers and composite ball-bearing blocks throughout
- Cream-painted spinnaker pole with associate rigging
- Continuous line genneker furler

- Gybe preventer

Winches:

- 2x Lewmar 58EST 2-speed electric self-tailing primary winches in cockpit with buttons in cockpit and at cockpit dashboard
- 2x Lewmar 44ST 2-speed manual self-tailing secondary winches in cockpit
- 1x Lewmar 40EST 2-speed electric self-tailing mainsheet winch at aft end of cockpit
- 1x Lewmar 16ST manual self-tailing mizzen sheet winch at aft end of cockpit
- 1x Lewmar 16ST manual self-tailing mizzen outhaul winch at aft end of cockpit
- 2x Lewmar 44ST 2-speed manual self-tailing halyard winches on main mast
- 1x Lewmar 30ST 2-speed manual self-tailing halyard winch on main mast
- 1x Lewmar 16ST manual self-tailing halyard winch on main mast

Sails:

- Deme Sails Dacron tri-radial vertical-battened mainsail 41sqm - 2006
- Deme Sails Dacron tri-radial mizzen sail 22sqm - 2006
- Deme Sails Dacron tri-radial genoa 75sqm - 2006
- Deme Sails Dacron tri-radial staysail 28sqm - 2006
- Deme Sails nylon furling genneker 100sqm – 2006
- Deme Sails nylon mizzen ballooner 52sqm - 2006

Rig measurements:

- I = 18.50m
- J= 5.30m
- P = 16.20m
- E = 4.50m

- P (mizzen) = 11.75m
- E (mizzen) = 3.40m

General:

- Pressurised salt water anchor wash system, controlled from the helm station.
- Stainless steel tube guardrails around the entire perimeter of the yacht, with integral wooden outboard engine storage mount.
- Open-centre bow pulpit with integrated teak seat. Stern pulpit can be fully opened for swimming access.
- Reverse swim platform with integrated stainless steel bathing ladder.
- 7 x Watertight on deck lockers with secured locks; front – 1 x large locker containing 1 x sail locker, 2 x chain lockers and the bow thruster; 1 x locker for cooking gas and outboard fuel; 1 x locker for all of the safety equipment and life raft; 1 x very large aft locker for the dinghy, outboard, fenders, bicycles and awnings; 3 x lockers for various and sundry in the cockpit.
- 5 x Opening overhead hatches; 15 x side opening portholes; 4 x fixed side portlights in the hull sides.
- Comfortable and weather protected central cockpit.
- Very comfortable upholstered helm seat with backrest.
- Large folding cockpit table hinging from rear of helm seat.

Anchoring & Mooring Equipment:

- 2x Lewmar 24vDC 2kw electric reversing anchor windlasses
- CQR anchor with galvanised chain
- Delta anchor with galvanised chain
- Lewmar AA500C windlass control unit at helm console
- Stainless steel stemhead/bow roller configured to receive and secure two anchors and a mooring line.
- Substantial stainless steel foredeck cleat.
- 10 x Stainless steel cleats for mooring, mounted on the toerails.

Covers, Canvas & Cushions:

- Hard dodger with folding bimini, stainless steel bows, opening Plexiglass windshields.

Safety Equipment:

- 6-man Zodiac valise liferaft.
- ACR 406Mhz EPIRB.

Fire-fighting equipment:

- Engine room fire extinguisher
- Fire extinguishers

Exclusions

Owner's personal belongings.

Disclaimer

The Company offers the details of this vessel or yacht in good faith but cannot guarantee or warrant the accuracy of this information nor warrant the condition of the vessel. A buyer should instruct his representatives, agents, or his surveyors, to investigate such details as the buyer desires validated. This vessel or yacht is offered subject to prior sale, price change, or withdrawal without notice.

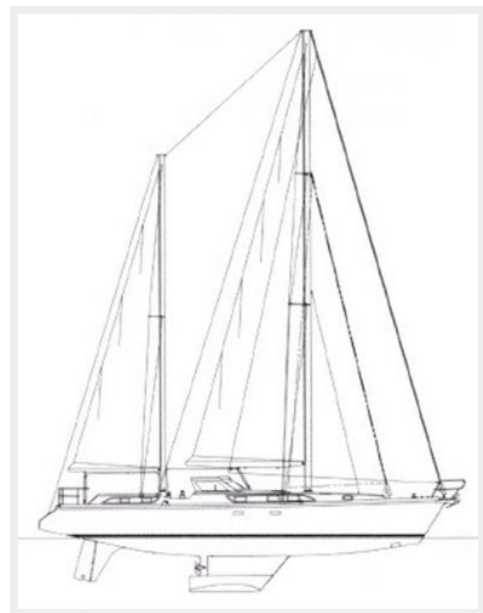
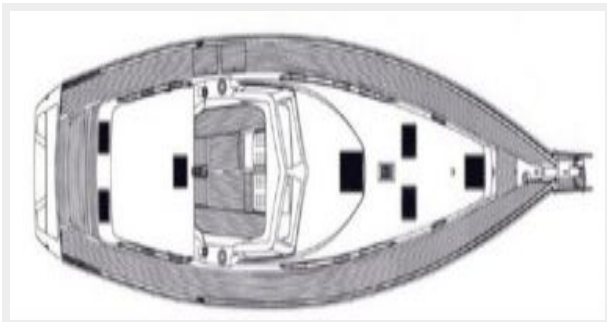
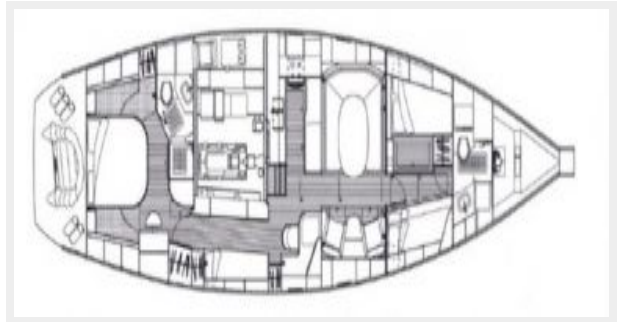
PHOTOS











CONTACTS

Andrey Shestakov, leading yacht broker of the sales department of Shestakov Yacht Sales Inc. Shestakov Yacht Sales Inc., the official representative of the Miami/Fort Lauderdale FL headquarters.

Contact details

Email: andrey@shestakovyachtsales.com

Web: shestakovyachtsales.com/en/

Telephones

USA: +1(954)274-4435

Office hours

Monday – Saturday: **9:00 - 21:00** EDT

Sunday: **closed**

Address



Harbour Towne Marina, 850 NE 3rd St,
STE 213, Dania, FL 33004