

SILVER DREAM — WARREN YACHTS



Судостроитель: WARREN YACHTS

Год постройки: 2001

Модель: Моторная яхта

Цена: ЦЕНА ЯХТЫ ПО ЗАПРОСУ

Местонахождение: France

Длина общая: 144' 5" (44.00m)

Ширина: 28' 7" (8.69m)

Мин. осадка: 6' 8" (2.03m)

Крейс. скорость: 15 Kts. (17 MPH)

Макс. скорость: 17 Kts. (20 MPH)

Купить **SILVER DREAM — WARREN YACHTS** а также выбрать подходящую вам яхту из нашего **каталога яхт** вам поможет опытный яхтенный брокер Андрей Шестаков. На сегодняшний день компания **Shestakov Yacht Sales Inc.** имеет большое количество яхт в **собственном списке продаж**, а также тесно сотрудничает со всеми крупными **яхтенными производителями** по всему миру.

Для того чтобы купить яхту **SILVER DREAM — WARREN YACHTS** а также проконсультироваться по любому вопросу связанному с покупкой, продажей, чартером яхт позвоните по телефону **+7(918)465-66-44**.

ОГЛАВЛЕНИЕ

ОГЛАВЛЕНИЕ	2
ХАРАКТЕРИСТИКИ	3
Обзор	3
Основная информация	6
Размеры	6
Скорость, вместимость и масса	6
Размещение	6
Корпус и палуба	7
Информация о двигателе	7
ФОТОГРАФИИ	8
Main Saloon	8
Master	8
Skylounge	8
Bow	8
Stern	8
Running	8
КОНТАКТЫ	9
Контактная информация	9
Телефоны	9
Время работы	9
Адрес	9

ХАРАКТЕРИСТИКИ

Обзор

Accommodations Boarding: Slipstream can be boarded via the passerelle or from stairs at the main guest entrance lobby to starboard on the main deck; alternatively, boarding is exceptionally easy from a tender or floating dock onto the large aft recreational deck at water level. From there, twin staircases ascend to the aft deck reception and dining area, complete with stainless steel, teak capped rail. In addition to the exquisite custom featured dining table are feature cabinets either side of the large sliding saloon entrance doors, these cabinets provide a concealed bar with all amenities including Sub Zero ice machine. Clear doors are fitted to the side decks and careful attention has been paid to ambience lighting. Main Salon: On entering the main salon the first impression is of the timeless appeal and quality of polished timber finishes. On closer inspection the wood panelling is revealed to be a rare Madrona burr with intricate grain patterns book-matched by patient craftsmen. The mirror finish achieved on the wood panelling and the architectural furniture has to be seen to be believed. Relax and sink back into any one of the three oversize and sumptuous lounges arranged before the home theatre system, use the remote controls to activate the satellite connection on the Plasma Screen 42 inch television or gaze at the scenery through the large saloon windows. Dining Room: Moving forward the dining area is revealed with access from either side to dining settings for ten tastefully partitioned from the main salon. Architectural features combined with beautiful workmanship are a highlight of the dining experience on board Slipstream. The setting is custom designed and built by Sam Sorgiovanni Design exclusively for Slipstream. Picture windows to port and starboard complete the perfect setting. Guest Lobby: The grand staircase dominates the central guest lobby and provides access to the guest accommodation or up to the skylounge and external upper deck recreation areas. Exquisitely detailed Madrona burr panelling complemented with designer balustrading are features of the staircase. The guest powder room is accessed from a passageway leading off the guest lobby. A sliding door leads to the side deck. Owner's Study: Forward on the main deck is the owner's suite commencing with an anteroom, or study, with a writing desk set before a picture window. The desk, chair and bookshelves are a custom design exclusively for Slipstream by Sam Sorgiovanni Design. The study contains connections for sophisticated communication systems. Owner's Stateroom: Doors open to the full width owner's stateroom first revealing a lounge area beneath the starboard picture window. Generous areas utilising the wide beam of Slipstream and sumptuous finishes characterise this suite: a separate dressing room and his and hers bathrooms share abundant natural light reflecting on exotic granite and polished burl panelling. The king size bed has all communication and entertainment systems located conveniently to hand. Particular attention has been given to sound minimisation. The large windows on either side provide a fresh ambience when desired or an electrically opening series of blinds allow for lighting and privacy changes as mood or location dictate. For security,

emergency egress is offered through a concealed panel immediately to the main deck.

Guest Staterooms: Four guest staterooms offer two twins and two doubles, all with very generous ensuites and large "picture" portholes. The interior theme of book-matched Madrona Burr polished to a mirror finish and displayed in architectural furniture detail is continued for the guests. Each cabin follows a unique colour theme with the addition of padded leather panels and matching electrically operated fabric blinds. An impressive effect. Available to all guests is a small fridge located conveniently at the end of the lower deck guest lobby. All carpets are currently being refitted in the guest accommodation. **The Skylounge:** A series of lounges and club chairs, and new, luxurious cream cushions under enormous picture windows provides a most pleasant and spacious skylounge. Complemented by a bar and home theatre system this area enjoys the full width of the upper deck and in addition easily accommodates the custom games table with its seating for four. Access is provided by the main staircase, another powder room is located in the vestibule next to the ship's office. **Exterior Decks:** Starting at the top deck the emphasis is for entertainment and pleasure on the upper sun deck with four lounge arrangements including forward facing seating for travelling. Aft is a bar and a large jacuzzi cantilevered over the aft skylounge deck. This deck again offers lounge seating aft with a little more formality provided by two coffee tables surrounded by the huge lounge. Double doors access the skylounge or walk down the curved and recessed external staircase to the after deck, (described in "Boarding"). From there walk along the side decks and up to the foredeck where there is a sun lounge in front of the wheelhouse and further forward again a lounge area facing forward overlooking the bow. At the transom is the large recreation deck at water level. Provided for ease of boarding from tenders but also as an area to sit and relax at the water's edge. Ideal for dropping a line or just enjoying the basic pleasures of life afloat.

Garage: The curved transom of Slipstream opens by twin internal hydraulic sliding doors to reveal two Castoldi high speed tenders. With these launched the spacious garage converts to a health center, polished Amtico flooring, a dedicated sound system and full air conditioning. **Crew Areas:** Crew access to all three decks is by way of concealed stairways and corridors allowing discreet and efficient service at all times. Particular care has been applied to soundproofing crew access ways so that occasional requirements for round-the-clock attentiveness will not disturb other guests. A central concealed crew lobby is located amidships on the main deck with access to the galley, the dining room and salon, the owner's stateroom entrance hallway, upstairs to the ship's office and wheelhouse or downstairs to the crew lounge and accommodation and through a concealed passageway to the lower guest accommodation. The Captain's Cabin is on the upper deck abaft the wheel house with double bed and ensuite; The Wheelhouse has doors port and starboard with external wing stations, and a Captain's walk or Portugese Bridge, arrangement. The helm is fully equipped and arranged for trans-oceanic travel and is finished in leather; The Ship's Office is accessed from the wheelhouse, the crew stairs or the skylounge. Offering a communications centre and work area for the crew, or communications for the guests, this office is large and practical; The Galley is on the main deck portside forward of the dining room with external pantry and thru-serverly in the crew lobby. A watertight door

to the port side deck provides convenient access for provisioning. Finishes are stainless steel surfaces throughout. An independent sound system is provided. The Crew Mess has its own galley and dining seating with CCTV monitoring station and VHF radio station. The Laundry is open to the crew mess and there is a walk-in custom cold store built in adjacent. The Crew Cabins number four and sleep eight, each cabin has its own ensuite - the decor theme is pale beech. **Galley/Laundry** Fridge Freezer x 2 Sub Zero 650 I Stainless Steel Crew Galley features: Oven x 2 Stainless Steel Miele Sharp Carousel Microwave Hot plates 3 x 2 Stainless Steel Miele Sub Zero Ice Machine Overhead custom extractor system Sony 14" TV, CD Radio Player Dishwasher Stainless Steel Miele CCTV Monitor Microwave Panasonic 1.8 cu ft Servowatch Alarm Control Panel Ice machine Stainless Steel Sub Zero Shipmate VHF Radio Garbarator/Insinkerator ISE Laundry 2 x 6kg Miele Washing Machines CD Radio Player Dryers 2 x Miele clothes dryers Shipmate VHF Radio Foldaway ironing board Stainless steel bench tops throughout Walk-In Fridge Freezer 10 cu m, Dayton comp. **Electronics** Boatfone Inamarsat Mini M Satellite Telephone Radar 1 Kelvin Hughes Nucleus 2 5000T/1/6U Shipmate RS8400 GMDSS VHF Radio Truemotion SEA GMDSS Station A2 Radar 2 Kelvin Hughes Nucleus 2 5000T/1/6U Stephens SEA 235 SSB Radiotelephone ARPA Tellular Cellphone SX GSM 900 Cellular Phone GPS 1 Trimble NT200D Panasonic Digital Hybrid System 32 Extension GPS 2 Trimble NT200D CCTV Burle 4 Camera Navtex Receiver and Printer Furuno NX-500 Chart Navigation Transas Marine Instruments Brookes and Gatehouse HS-2000 Servowatch Monitoring System Brookes and Gatehouse Analog Wind and Depth Searchlights ACR RCL-100B x 2 Fathometer Raytheon DE-795 Kahlenberg 5 Horns System Autopilot Anschutz Pilotstar D Fleet 55 satellite voice /data communication system **Electrical System** 110v/208 60h single and three phase Seatel Satellite Receiver 2494 Generators 2 x 99KW Northern Lights Cable Distribution System Custom SoundQuiet Installation System 2 x Sony Home Theatre Systems Control Panel and Frequency converters Shore Cable Inputs w/ Satellite Input Atlas Shorepower: Autostart, Autoparallel Multi Standard DVD Players in all guest cabins complete power management system Multi Standard VHS Players in all guest cabins Lighting control system by Litetouch Multi Standard TV 14" to 42" Plasma Flat Screen **Tenders** 1 x Castoldi Dieseljet 1 x Castoldi 430 Centre Console w/ outboard 2 x Yamaha 650 Waverunners in sealed garages 2 x Inflatable sea kayaks and various inflatable water toys. 2 x Full sets of diving equipment. Wakeboards & Waterskis Exercise bicycle. Rowing machine. **Mechanical Equipment** Main engines 2 x Caterpillar 3412 1,350hp @ 2300 Airconditioning Aqua Air 30 ton chilled water Gearboxes ZF 465 3.92:1 reduction gear ratio system in full sound enclosure with 19 air unit RubberDesign Custom mounts and Thrust Coupling handlers thru Tempwise 2001 Designer Series for floating installation Digital Thermostat Propellor Shafts 4.5" 5 blade Watermaker 1 SeaRecovery Coral Sea 4200 gpd bronze 52" Teignbridge AquaFin for low noise Watermaker 2 SeaRecovery Aqua Whisper 1500 Stabilisers Niaid 510 38sq ft fins with digital anti-roll SeaRecovery Media Filtration for both units Bowthruster American Bowthruster 100gph electric Bowder/Price pumps fitted throughout driven thru ABB frequency controller FM 100 Fire Suppressant System, Fixed hoses Sewerage by Headhunter 500 gpd Treatment Unit Alfa Laval 103MB Fuel Filter System

Oil Storage tanks: 560 l clean oil; 560 l used oil Pre-machinery fuel filtration thru Racor 20/20 with Quick Couple Transfer System

Основная информация

Тип судна: Моторная яхта

Подкатегория: Semi-Displacement

Модельный год: 2001

Год постройки: 2001

Страна: France

Размеры

Длина общая: 144' 5" (44.00m)

Длина по ватерлинии: 122' 5"
(37.29m)

Ширина: 28' 7" (8.69m)

Мин. осадка: 6' 8" (2.03m)

Скорость, вместимость и масса

Крейс. скорость: 15 Kts. (17 MPH)

Крейсерская скорость поворота:
2300 Kts.

Дальность на крейсерской скорости: 1800

Макс. скорость: 17 Kts. (20 MPH)

Водоизмещение: 242 Pounds

Чистый вес: 395 Pounds

Вместимость воды: 14800 Gallons

Объем топливного бака: 40600
Gallons

Размещение

Всего кают: 5

Спальные места: 10

Каюты экипажа: 5

Спальных мест экипажа: 10

Корпус и палуба

Материал корпуса: GRP

Материал палубы: Teak

Цвет корпуса: Black

Дизайнер экстерьера: Dubois Naval Architects

Дизайнер интерьера: Sam Sorgiovanni

Информация о двигателе

Двигатели: 2


Производитель: Caterpillar

Модель: 3412


Тип топлива: Diesel

ФОТОГРАФИИ


Main Saloon




Master




Skylounge



Bow



Stern



Running



КОНТАКТЫ

Андрей Шестаков (Andrey Shestakov) – ведущий яхтенный брокер отдела продаж яхт и судов компании Shestakov Yacht Sales Inc. Официальный представитель Shestakov Yacht Sales Inc. для русскоговорящих клиентов в центральном офисе компании в Майами/Форт Лодердейл/Флорида/США.

Контактная информация

Email: **andrey@shestakovyachtsales.com**

Web: **shestakovyachtsales.com**

Телефоны

Краснодарский край: **+7(918)465-66-44**

США, Майами, Флорида: **+1(954)274-4435**

Время работы

Понедельник – Суббота: **9:00 - 21:00** EDT

Воскресенье: **Закрето**

Адрес



Harbour Towne Marina, 850 NE 3rd St, STE 213, Dania, FL 33004