


40FT 2012 GREENLINE 40 DIESEL — GREENLINE



Судостроитель: [GREENLINE](#)

Год постройки: 2012

Модель: Крейсер

Цена: ЦЕНА ЯХТЫ ПО ЗАПРОСУ

Местонахождение: United States

Длина общая: 40' 0" (12.19m)

Ширина: 14' 0" (4.27m)

Крейс. скорость: 12 Kts. (14 MPH)

Макс. скорость: 16 Kts. (18 MPH)

Купить **40ft 2012 Greenline 40 Diesel — GREENLINE** а также выбрать подходящую вам яхту из нашего каталога яхт вам поможет опытный яхтенный брокер Андрей Шестаков. На сегодняшний день компания **Shestakov Yacht Sales Inc.** имеет большое количество яхт в **собственном списке продаж**, а также тесно сотрудничает со всеми крупными **яхтенными производителями** по всему миру.

Для того чтобы купить яхту **40ft 2012 Greenline 40 Diesel — GREENLINE** а также проконсультироваться по любому вопросу связанному с покупкой, продажей, чартером яхт позвоните по телефону **+7(918)465-66-44**.

ОГЛАВЛЕНИЕ

ОГЛАВЛЕНИЕ	2
ХАРАКТЕРИСТИКИ	3
Обзор	3
Основная информация	3
Размеры	3
Скорость, вместимость и масса	4
Размещение	4
Корпус и палуба	4
Информация о двигателе	4
ПОДРОБНОЕ ОПИСАНИЕ	5
DIMENSIONS	5
Equipment	5
Исключения	7
Отказ от ответственности	7
ФОТОГРАФИИ	9
КОНТАКТЫ	13
Контактная информация	13
Телефоны	13
Время работы	13
Адрес	13

ХАРАКТЕРИСТИКИ

Обзор

This Greenline 40 is the only preowned available in the USA. She has full solar capabilities but no electric propulsion system. As a standard diesel propulsion model she is extremely fuel efficient.

Inventory includes bow thruster, solar panel array on coachroof for charging, Sliding sun roof, domestic size galley equipment, TV/DVD in saloon and owner's cabin. Sleeps up to 6 in 2 cabins+ saloon conversion. Very light and airy with roomy internal and external space. Twin TDI engines and bow thruster makes her fuel efficient and maneuverable. Monitor her systems with the Greenpad app on your ipad. Conveniently located in Miami and ready to come to your dock.

DYSID:3003962

Основная информация

Тип судна: Крейсер

Подкатегория: Downeast

Модельный год: 2012

Год постройки: 2012

Страна: United States

Размеры

Длина общая: 40' 0" (12.19m)

Ширина: 14' 0" (4.27m)

Трапы: 12' 0" (3.66m)

Скорость, вместимость и масса

Крейс. скорость: 12 Kts. (14 MPH) **Макс. скорость:** 16 Kts. (18 MPH)

Водоизмещение: 18000 Pounds **Вместимость воды:** 110 Gallons

Вместимость сточного бака: 17 Gallons **Объем топливного бака:** 185 Gallons

Размещение

Всего кают: 2

Всего коек: 6

Всего ком. состава: 1

Корпус и палуба

Материал корпуса: Fiberglass

Информация о двигателе

Двигатели: 2

Производитель: Volkswagen

Модель: 150 TDI

Тип двигателя: Inboard

Тип топлива: Diesel

ПОДРОБНОЕ ОПИСАНИЕ

DIMENSIONS

LOA (hull) 11.99 m 39'5" Beam overall max. 4.25 m 13'11" Draft loaded 0.85 m 2'9"
 DSPL light (ISO mLCC) Std. Version appr. 8000 kg 17,640 Lbs Diesel 700 L 185 US
 Gallons Water 400 L 185 US Gallons Std. engine 81 kW (110 HP) 2 x 110HP (81 kW)
 Cat. CE B B Design J&J J&J Builder Seaway Yachts Seaway Yachts

Equipment

CONSTRUCTION • Hull in sandwich polyester resin. Standard Gel Coat colour is RAL 9001. • Deck in sandwich polyester resin. • The cabin colour is Ivory (RAL 1015). • Rubbing strake with a stainless steel insert. • 2 fixed keels made of GRP material, glued to the hull. • Hull protection in stainless steel rubbing strake in the midline below. **DECK FITTINGS** • Bow cleat in stainless steel 280mm. • Anchor locker cover. • 1000 W anchor windlass with remote controls, 20 kg/44 Lbs POOL type (stainless steel) anchor • Chain and anchor wash-down • Spring cleats 250 mm/10", stainless steel • Stern cleats in stainless steel 250 mm/10". • Bow railing in 30 mm/1.2" polished stainless steel tube. • Side railing, in 30 mm/1.2" polished stainless steel tube. • Cockpit railing covered with a teak upper plate. • Swimming ladder in stainless steel on stern to Starboard. • Electrically operated opening stern platform, in GRP. • A stainless steel flagpole socket on the cockpit railing to Port. • 2 lockers in aft cockpit corners. • On the cabin sides going forward fuel intake and fuel vent pipe • Water filling intake with vent. • Side door opening inwards in GRP in the Starboard & Port sidedeck just aft of the fashion plate. • Sliding and lift-up door aft cockpit glass enclosure. • Sliding lateral door for the helmsman to the walkway to Starboard. • Coachroof side windows: structural, with a sliding piece forward Stb. and Port. • Lower front coachroof windows. Sliding opening window aft to Starboard. • Opening hatch centrally over the bow cabin.. • 4 opening hull portlights (2 in owner cabin, 1 in guest cabin and 1 in the washroom). • Navigation lights integrated in the coachroof . • Radar and navigation mast with navigation light in the front of the coachroof. • Horn on radar mast.

STEERING CONSOLE / NAVIGATION • Under the front windscreen the steering console extends to the whole beam of the cabin, with the companionway in the middle. • A stainless steel handrail to the midline, 25 mm tube. • Instrument panel. Engine controls and instrumentation. Electric panel. Steering wheel. Compass with light. • Navigation seat to Stb, a sliding door to the walking deck with a lock. • Navigation Pack Raymarine: C120 chart plotter and GPS antenna; Raymarine Smart Pilot X-10 hydraulic autopilot

- Raymarine i50 Tridata Instrument (depth, speed, temperature)

- Communication Pack Raymarine: 49E VHF radio; Glomex VHF antenna
- To Port a chart working surface.
- Forward of the chart table an opening hatch to guest cabin
- Windshield wiper & washer

OWNER'S CABIN FORWARD • Door to Owner's cabin from the corridor below. • Door to the washroom. • Steps and the floor covered in soft thick carpet. • In the cabin to Stb and Port a lower hanging locker, with a shelf above. • A bed to Starboard and Port with a 200 mm thick multiple layer mattress 80 x 200 cm/ 2'8" x 6'7". • A reading light (LED) over each bed. Storage under the bed to the hull side. • Ceiling lights (LED). • Soft fabric (foam under) upholstery to the hull side above and under the bed. • Front bulkhead covered in wood and upholstery. • 4 bird-nest lockers above the bed under the walkway on each side. • A central opening hatch with a shade in the middle of the ceiling. • Ceiling in GRP covered with a fabric/foam upholstery. • A shallow shelf in the middle between the two mattresses. • A storage locker below the shelf in the middle. • Two hull opening portlights • Curtains throughout . • A system is provided allowing the Port mattress and the Starboard bed to create a double bed in the middle.

GUEST CABIN TO PORT • Door to the guest cabin from the corridor below. • Floor covered in soft thick carpet . • In the cabin forward to Port a hanging locker, with a shelf above. • A comfortable seat, upholstered . • Ceiling lights (LED). • A bed to Starboard and Port with a 200 mm thick multiple layer mattress 80 x 200 cm/2'8" x 6'7". • Bedside locker. • A reading light (LED) over each bed at the aft side. Storage under the beds. • A system is provided allowing the Port mattress and the Starboard bed to create a double bed in the middle. • Soft fabric (foam under) upholstery to the hull side above and under the bed . • 4 bird-nest lockers above the bed under the walkway on port side. • A lower hanging locker, with a shelf above. • A central opening hatch with a shade in the middle of the ceiling giving to salon . • Ceiling in GRP covered with a fabric/foam upholstery. • A hull opening portlight . • Curtains throughout .

WASHROOM/SHOWER COMPARTMENT • Access through a door opening outwards to the front cabin and another door to the corridor leading to the salon and guest cabin . • A standing shower compartment with folding plexiglass doors (folding to the mid face of the cell) to the midline aft, cell in composite with shower water drain and pump. • Seat in the shower compartment. • Seacocks, located under the shower compartment seat. • Washbasin with pressurized water, hot and cold. • Wooden worktop. Mirror above the washbasin on the aft side. • A locker below the washbasin, with the toilet compartment set. • A sliding window with a curtain on the cabin side. • Electric marine toilet 12V • A closed locker with the holding tank to the boat side behind the shower. • An opening hull portlight.

ENGINE, DRIVE AND STEERING • 2 x 150 hp diesel engine turbo charged • Mechanical throttle and gearbox controls at the steering console. • Engine control panel at the dashboard in front of the steering station. • Alternator 12 V on the engine. •

Gearbox, straight shaft. • Hi-tensile stainless steel shaft, with an anode protector. Dripless shaft gland. Prop shaft bracket. • Fixed 4 blade propeller, diameter appr. 480 mm. • Exhaust system, wet. • 12 V engine room ventilation, • Flexible mounts. • Engine room light. • Engine room insulation. • Fuel filter: a pre-filter with water separation unit. • Cooling water pre-filter. • 2 polyethylene diesel tanks with a calibrated gauge, 50 mm inlet hose diameter. Fuel gauge meter at the main electric panel. 2 fuel tank venting systems. • Electric bow thruster 4,4 kW, control joystick • Steering wheel with hydraulic steering mechanism. • Rudders at stern.

PLUMBING • Seacocks and hull exits in bronze. Underwater water intakes. • Bilge system: single compartment with a manual bilge pump in the cockpit (38 mm/1.5"), draining through an outlet at the waterline at the stern. There is an electric bilge pump of adequate capacity with an automatic switch (manual overrun at the dashboard), draining at the same outlet at the stern as the manual pump. • Shower tray exit from the bow washroom with a filter and a diaphragm pump. • Stern shower unit, cold and warm water • Black water tank in the bow for the toilet. Direct overboard discharge (when open) by gravity plus discharge via the deck discharge outlet to the marina holding black water tank or system. • Fresh water (total of 400 L/106 US Gallons) tanks in polyethylene, with inspection openings and baffles. • Water pressure pump 12 V. Electronic gauge at the dashboard. • Water heater, with boiler and hot water system

ELECTRICAL SYSTEM

Solar pack comprising of: 6 x Photovoltaic panels integrated in the top of the coachroof, 1,390w, 24v 4 x additional batteries 12v/120ah Charger Inverter 12v/3000w/120a 2 x additional batteries 12v 100ah for the bow thruster LED ceiling lights, reading lights 12/230v electrical systems Shore power circuit with 25m cable 230v sockets in galley, helm, master cabin and bathroom 2 x 120ah 12v service batteries to serve 12v consumers. Charged by engine alternator 2 x 80ah 12v engine start batteries, charged by engine alternator Battery charger 40a 12v

• Steering magnetic compass with light. • Navigation lights. • Anchor light.

Исключения







При продаже яхты исключаются личные вещи владельца.

Отказ от ответственности

Компания предоставляет описание судна или яхты добросовестно, но не может


гарантировать точность этой информации, а также не ручается за техническое состояние. Покупатель должен проинструктировать своих агентов или оценщиков исследовать представленную информацию более подробно, по собственному желанию. Продажа судна или яхты, изменение цены или снятие с продажи будет происходить без предварительного уведомления.

ФОТОГРАФИИ









КОНТАКТЫ

Андрей Шестаков (Andrey Shestakov) – ведущий яхтенный брокер отдела продаж яхт и судов компании Shestakov Yacht Sales Inc. Официальный представитель Shestakov Yacht Sales Inc. для русскоговорящих клиентов в центральном офисе компании в Майами/Форт Лодердейл/Флорида/США.

Контактная информация

Email: **andrey@shestakovyachtsales.com**

Web: shestakovyachtsales.com

Телефоны

Краснодарский край: **+7(918)465-66-44**

США, Майами, Флорида: **+1(954)274-4435**

Время работы

Понедельник – Суббота: **9:00 - 21:00** EDT

Воскресенье: **Закрыто**

Адрес



Harbour Towne Marina, 850 NE 3rd St, STE 213, Dania, FL 33004