

OUTLAW — JIM SMITH



Builder: JIM SMITH

Year Built: 1996

Model: Sport Fisherman

Price: PRICE ON APPLICATION

Location: United States

LOA: 60' 0" (18.29m)

Beam: 17' 0" (5.18m)

Max Draft: 4' 8" (1.42m)

Cruise Speed: 30 Kts. (35 MPH)

Max Speed: 40 Kts. (46 MPH)

Our experienced yacht broker, Andrey Shestakov, will help you choose and buy a yacht that best suits your needs **Outlaw — JIM SMITH** from our catalogue. Presently, at Shestakov Yacht Sales Inc., we have a wide variety of yachts available on our sale's list. We also work in close contact with all the big yacht manufacturers from all over the world.

If you would like to buy a yacht **Outlaw — JIM SMITH** or would like help answering any questions concerning purchasing, selling or chartering a yacht, please call **+1(954)274-4435**

TABLE OF CONTENTS

TABLE OF CONTENTS	2
SPECIFICATIONS	5
Basic Information	5
Dimensions	5
Speed, Capacities and Weight	5
Accommodations	5
Hull and Deck Information	5
Engine Information	6
DETAILED INFORMATION	7
Tuna Tower	7
Bridge	7
Cockpit	7
Lazarette	7
Decks & Superstructure	7
Engine Room	8
Pump Room	8
Salon	8
Galley, Port Forward Of Salon	8
Guest Head	9
Forward Companionway	9
Under Forward Companionway	9
Starboard Guest Stateroom	9
Bow Stateroom	9
Bow Head	9
Under Bow Stateroom Sole	9
Port Master Stateroom	9
Port Head	10
Exclusions	10

Disclaimer	10
PHOTOS	11
Salon	11
Salon	11
Salon	11
Salon / Galley	11
Galley	11
Galley	11
Galley	12
Galley	12
Master Stateroom	12
Galley	12
Guest Stateroom	13
Guest Stateroom	13
Guest Head	13
Guest Head Sole	13
Companionway	14
Guest Shower	14
Guest Stateroom	14
Cockpit	14
Tower	15
Helm	15
Helm	15
Helm Electronics	15
Bridge Seating	15
Cockpit	15
Running	16
Profile	16
Profile	16

CONTACTS	17
Contact details	17
Telephones	17
Office hours	17
Address	17

SPECIFICATIONS

Basic Information

Category: Sport Fisherman	Sub Category: Convertible
Model Year: 1996	Year Built: 1996
Country: United States	Fly Bridge: Yes
Cockpit: Yes	

Dimensions

LOA: 60' 0" (18.29m)	Beam: 17' 0" (5.18m)
Max Draft: 4' 8" (1.42m)	

Speed, Capacities and Weight

Cruise Speed: 30 Kts. (35 MPH)	Max Speed: 40 Kts. (46 MPH)
Water Capacity: 275 Gallons	Fuel Capacity: 1160 Gallons

Accommodations

Total Cabins: 3	Total Heads: 3
-----------------	----------------

Hull and Deck Information

Hull Material: Fiberglass	Hull Finish: Other
---------------------------	--------------------

Engine Information

Engines: 2

Manufacturer: MAN

Model: 02842LE406

Engine Type: Inboard

Fuel Type: Diesel

DETAILED INFORMATION

Tuna Tower

Surrey hard top Steering wheel Single-lever Panish controls Coaming/padding Two aft floodlights Electronics locker Steering system fill cap Anchor light/forward navigation light on underside of console Two GPS antennas Three VHF antennas SSB antenna

Bridge

Intellian Satellite system Hardtop Ritchie Powerdamp compass Engine synchronizer switch Furuno 72-mile radar Seven indicator lights to bilge pumps Consolidated Instrument Company Incorporated manifold pressure gauge Consolidated Instrument Company Incorporated tachometer Stewart Warner gauges to engines oil pressure, oil temperature, water temperature, and amps Mounted helm chair Mounted companion chair, starboard Four aft mounted rod holders 4 Mia Epoch overhead teaser reels Flir nightvision camera 2 15" KEP black boy screens 2 Nav Net VX2's Robertson AP 20 Autopilot Garmin 4208 Furuno RD-30 Clarion Stereo Dual Pyrometers New tach Marine manifold pressure gauges Recessed overhead light D.C. breaker panel, under helm Straight benchseat, starboard, with cushions, storage, and rod rack L-shaped benchseat, port with cushions and storage Flo-Scan units, port and starboard Fire system engine shutdown overside panel 2 ICOM IC-M502 SC VHF radio w/ remote mounted mics Northstar 940X 20-inch life ring, in forward locker Radar scanner on bridge hardtop Assorted life jackets in forward locker Orion Alert/Locate marine signal kit

Cockpit

Teak deck and covering boards replaced Four recessed gunwale rod holders Two overhead lights, in overhang Two overhead stereo speakers, in overhang Transom door, starboard Hubbell 50-amp 125/250-volt dockside shower power connection, port Marinco telephone/television inlet, port Tackle locker and refrigerated drink box, port forward, with sink with spray hose Live baitwell, port Mounted fighting chair Two stern cleats Sea/freshwater washdown, starboard Storage in salon step Refrigerated fishbox, starboard

Lazarette

Two electric/automatic bilge pumps [high water alarm integrated to switch] Livewell pump Hydraulic steering actuator Autopilot feedback sensor Two trim tab actuators D.C. hold light Saltwater washdown pump Livewell discharge pump Fishbox discharge pump

Decks & Superstructure

Two bow cleats with centerline fairlead on caprail Three foredeck hatches Spring cleats, two port and two starboard Grab rail above salon windows, port and starboard Navigation light, port and starboard Two diesel fills, port Two triple spreader outriggers; Rupp aluminum; S/N: 8953 Aluminum Danforth anchor with approximately 10' of plastic coated chain and 300' of 3/4" nylon rode Five deck prisms Water fill, port Life raft on hard top

Engine Room

Remote engine start/stop controls Engine oil pressure and water temperature gauges, port and starboard High bilge water alarm switch integrated to bilge pump float switch Electric/automatic bilge pump, centerline aft Manual switch to remote pump Document # 1045447T Fuel priming pump switches FireBoy 200 CG halon 1301 cylinder Dual Racor fuel filters to each engine Autopilot drive pump Oil change pump with manifold to engines and transmissions Three [8-D] 12-volt batteries in covered box, centerline aft 12-volt battery to each engine Glendinning engine synchronizer Fuel priming pumps with selector valves, starboard Battery switches to each engine and generator D.C. lights in safety cages Two fluorescent lights Remote mounted bilge Flo-Scan sender units Two 16-lb. FE241 cylinders, no tags Air conditioning raw water circulating pump L.P. pump to watermaker (2) 15-kw Kilo-Pak generator, port and starboard

Pump Room

Centerline forward of engine room Remote mounted sump pump Two refrigeration compressors Two D.C. bulkhead lights Two A.C. fluorescent lights Sentry 24-volt battery charger Sentry 12-volt battery charger FCI watermaker Watermaker hour meter with new membranes Raritan 19-gallon electric water heater Electric/automatic bilge pump, port and starboard General Electric 110-volt freshwater pressure pump with tank and pressure gauge Four air conditioning compressor units Tuthill Series 1200 fuel transfer pump Ultra Air Pac air compressor Composite water tank, centerline 16-lb. FE241 cylinder 110-volt/220-volt breaker panel

Salon

Carpeted sole Indirect valance lighting, port and starboard New built in Samsung LCD TV in custom teak cabinet, starboard Two bar stools in front of galley counter Solid teak & holly sole in galley New companion couch w/ storage to starboard w/ pull out liquor storage Recessed overhead galley/salon lights Galley/salon bar, port forward L-shaped sofa with end table and storage Six stereo speakers Electrical panel, under galley/salon bar Digital volt and amp readouts at circuit board

Galley, Port Forward Of Salon

Teak & Holly sole Whirlpool microwave oven Dual bowl stainless steel sink Air conditioning

controls Custom refrigerator and freezer, starboard U-line icemaker Solid counters Storage lockers Princess 2-burner electric stovetop Scottsman clear ice maker RCI all in one remote

Guest Head

Entrance via companionway and starboard guest stateroom Teak & holly sole Head Vanity with molded counter and sink Medicine locker with mirrored sliding doors Overhead lights

Forward Companionway

Carpeted sole Two overhead light prisms

Under Forward Companionway

Three head pumps Air conditioning air handler Shower sump tank with pump Electric/automatic bilge pump

Starboard Guest Stateroom

Carpeted sole Upper and lower berth Hanging locker Deck prism Air conditioning fan speed control

Bow Stateroom

Carpeted sole 3 split criss crossing berths Two reading lights Recessed overhead lights Overhead hatch Built-in nightstand with drawer Hanging locker with lighs

Bow Head

Entrance via bow stateroom Teak & holly Sole Head Overhead lights Shower stall with: Handheld shower head on hose with wall mount Hot and cold faucets Overhead light Molded bench Door Vanity with molded counter and sink and hot and cold faucets

Under Bow Stateroom Sole

Electric/automatic bilge pump

Port Master Stateroom

Carpeted sole Large King size bed New built in Samsung TV w/ surround sound Overhead hatch Wall Fab wallpaper Large Blue Marlin print over mirrored headboard Ocean Marine air conditioning control Hanging locker Access to fuel tank fill plate

Port Head

Entrance via port stateroom Electric head Vanity with molded counter with hot and cold faucets Medicine locker with mirrored sliding doors Overhead lights

Shower stall with: Handheld shower head on hose with wall mount Overhead light Benchseat Door

Exclusions

Owner's personal belongings.

Disclaimer

The Company offers the details of this vessel or yacht in good faith but cannot guarantee or warrant the accuracy of this information nor warrant the condition of the vessel. A buyer should instruct his representatives, agents, or his surveyors, to investigate such details as the buyer desires validated. This vessel or yacht is offered subject to prior sale, price change, or withdrawal without notice.

PHOTOS

Salon



Salon



Salon



Salon / Galley



Galley



Galley



Galley




Galley



Master Stateroom

Galley



Guest Stateroom




Guest Stateroom



Guest Head



Guest Head Sole



Guest Shower



Companionway




Guest Stateroom



Cockpit



Tower



Helm



Helm




Helm Electronics




Bridge Seating



Cockpit



Running



Profile



Profile



CONTACTS

Andrey Shestakov, leading yacht broker of the sales department of Shestakov Yacht Sales Inc. Shestakov Yacht Sales Inc., the official representative of the Miami/Fort Lauderdale FL headquarters.

Contact details

Email: **andrey@shestakovyachtsales.com**

Web: shestakovyachtsales.com/en/

Telephones

USA: **+1(954)274-4435**

Office hours

Monday – Saturday: **9:00 - 21:00 EDT**

Sunday: **closed**

Address



Harbour Towne Marina, 850 NE 3rd St,
STE 213, Dania, FL 33004