

MAXIMUS II — HORIZON



Builder: HORIZON

Year Built: 2004

Model: Motor Yacht

Price: PRICE ON APPLICATION

Location: United States

LOA: 106' 0" (32.31m)

Beam: 23' 6" (7.16m)

Min Draft: 6' 4" (1.93m)

Cruise Speed: 14 Kts. (16 MPH)

Max Speed: 18 Kts. (21 MPH)

Our experienced yacht broker, Andrey Shestakov, will help you choose and buy a yacht that best suits your needs **MAXIMUS II — HORIZON** from our catalogue. Presently, at Shestakov Yacht Sales Inc., we have a wide variety of yachts available on our sale's list. We also work in close contact with all the big yacht manufacturers from all over the world.

If you would like to buy a yacht **MAXIMUS II — HORIZON** or would like help answering any questions concerning purchasing, selling or chartering a yacht, please call **+1(954)274-4435**

TABLE OF CONTENTS

TABLE OF CONTENTS	2
SPECIFICATIONS	5
Basic Information	5
Dimensions	5
Speed, Capacities and Weight	5
Accommodations	5
Hull and Deck Information	6
Engine Information	6
DETAILED INFORMATION	7
Overview	7
Accommodations & Layout	7
Lower Deck Accommodations	8
Pilothouse/Skylounge Deck & Flybridge	9
Galley	10
Electronics & Navigation Equipment	10
Audio & Visual Equipment	11
Electrical System	11
Deck & Hull	12
Construction	13
Mechanical Equipment	13
Disclaimer	14
Exclusions	14
Disclaimer	14
PHOTOS	15
Salon	15
Salon	15
Formal Dining	15
Dining - Salon Bar	15

Open Country Kitchen	15
Galley	16
Galley	16
Galley	16
Forward Dining	16
Country Kitchen	16
To Staterooms	16
Stateroom Stairway	17
Master Stateroom	17
Master Stateroom	17
VIP Stateroom	17
VIP Stateroom	17
Pilothouse Helm	18
VIP Head	18
Navigation	18
Helm Companion Seat	18
Skylounge	18
Skylounge	18
Skylounge Dining Settee	19
Skylounge Dayhead	19
Skylounge Afterdeck	19
Flybridge	19
Flybridge Helm	19
Flybridge Dining	19
Aft Deck	20
Dayhead on Aft Deck	20
Captain Cabin	20
Aft Cabins Guest Head	20
Crew Lounge / Galley	20

Engine Room	21
CAT Diesels	21
Engine Room	21
Bow Sun Pad and Riding Seat	21
Running	21
Running	21
At Anchor	22
Aft Platform, Stairway, and Transom	22
Layout	22
Profile	22
CONTACTS	23
Contact details	23
Telephones	23
Office hours	23
Address	23

SPECIFICATIONS

Basic Information

Category: Motor Yacht	Sub Category: Tri-Deck
Model Year: 2005	Year Built: 2004
Country: United States	Vessel Top: 2364
Fly Bridge: Yes	

Dimensions

LOA: 106' 0" (32.31m)	Beam: 23' 6" (7.16m)
Min Draft: 6' 4" (1.93m)	Clearance: 39' 9" (12.12m)

Speed, Capacities and Weight

Cruise Speed: 14 Kts. (16 MPH)	Cruise Speed RPM: 1950 Kts.
Max Speed: 18 Kts. (21 MPH)	Max Speed RPM: 2300 Kts.
Displacement: 280000 Pounds	Water Capacity: 1200 Gallons
Holding Tank: 300 Gallons	Fuel Capacity: 4200 Gallons

Accommodations

Total Cabins: 3	Total Berths: 3
Sleeps: 6	Total Heads: 6
Captain Cabin: True	Crew Cabin: 2
Crew Berths: 3	Crew Sleeps: 3
Crew Heads: 1	

Hull and Deck Information

Hull Material: Fiberglass

Deck Material: Teak over Fiberglass

Hull Configuration: Modified V-Hull

Hull Color: White

Exterior Designer: J Lindblom

Engine Information

Engines: 2

Manufacturer: Caterpillar

Model: C-30

Engine Type: Inboard

Fuel Type: Diesel

DETAILED INFORMATION

Overview

MAXIMUS II is a yacht that is true to her name. Everything about this vessel is spacious and comfortable. Custom built for this original owner, it was his second Horizon Yacht and a knowledgeable owner with a seasoned captain worked closely with the design team to create their dream boat. This proven vessel has traveled extensively, has been beautifully maintained, and is prepared to continue entertaining for the next ownership. Her tri-deck layout with a 23'6 beam provides for a very impressive breath taking salon enhanced even more by her wide beam full body. Guests will all appreciate her large three staterooms forward. Unlike other yachts her size that try to squeeze four staterooms forward the lucky guests of "Maximus II" will enjoy double door entry cabins with large California King berths and granite appointed en-suite heads! There are two well finished crew staterooms aft and complete galley as well. Her interior is tastefully completed with wall to wall Cherry wood, Teak & Holly soles, and ornate marble/granite counter tops through out.

Accommodations & Layout

"MAXIMUS II" has 3 large guest staterooms forward, aft are 2 cabins that sleep 4, which are appropriate for crew or guests depending on the owner's crew requirements. All cabins throughout are beautifully finished in satin Cherry wood & Maple Burl or Maple in the aft stateroom areas. Beginning forward on the main deck, the large "country kitchen" styled **Galley** features an expansive Golden Oak granite counter with overhead cabinets, and hide-away flat screen TV for galley area viewing. As it is everywhere on this vessel, lots of floor space.

Forward of the galley are two Golden Oak granite tables for seating with panoramic views through the expansive forward windshield. More light or ventilation are provided by two overhead deck hatches. The forward table settees are raised up to offer extra storage for pans and dry goods underneath, in addition to the storage provided under the seating and under the dash. There are port and starboard side deck doors which give access to the forward deck. The bulwarks are tall with ample lighting and capped with varnished teak and a sturdy stainless railing. A riding settee and large sun pad are in the bow area.

Going aft from the galley is the curved stairway up to the pilothouse followed by the dining room and **Main Salon**. This space features an incredibly large open floor plan with elegant appointments. There is pocket door that can slide to close the galley area off from the salon and dining areas.

These areas, as most of the interior, have over 7' of headroom. Designed with Teak & Holly hardwood floors, rich custom rugs and comfortable upholstered seating, natural light pours in through the wide body salon windows and in the evening hours there is warm ambient lighting.

The dining table is made of Golden Oak granite and Cherry with seating for 8. A custom crystal glass cabinet on the forward bulkhead is lighted from above. Ample storage for dinner plates and flatware can be found in the banquet cabinetry adjacent to the table which separates the salon. A Bay Berk brass clock accents the forward wall. There are two burl wrapped pillars on the banquet cabinet.

On the starboard side of the dining room is the wet bar with matching Golden Oak granite top and counter.

Featuring a 50-bottle wine chiller, icemaker, and custom sink with granite lid, the wet bar has storage outboard for sodas, mixes, and accessories. On the forward bulkhead is a cabinet with custom wine glass storage, bottle storage, and custom glass placement. This is the area where serving trays and platters, as well as bread baskets and napkin holders are kept. Two cabinets with double doors, upper and lower, offer large storage areas for a complete bar and dining service. Burl wood columns separate the dining from the incredibly large salon. To port there are two plush sofas perpendicular to each other, a custom Bose Lifestyle system with video, DVD/CD, and both Latin American and US satellite systems, two end tables and a coffee table. All the furniture is free-standing and seating is very comfortable. To starboard there are two upholstered chairs, ottoman and a coffee table. In the aft corner there is the built-in entertainment center that features a 50-inch HDTV. The room is further accented by crown moldings, burl pillars by the window pilasters & dining area display cabinet, and wood strip & suede headliner.

Next aft through the electric sliding stainless steel and glass doors is the spacious **Aft Deck**. It features a "U" shaped settee that seats 8 with a table finished in cherry wood, day head, teak decks, port and starboard side boarding gates, port and starboard transom stairways down to the large swim step and forward to port a curved stairway to the upper deck. There are also hide-away remote docking control stations.

Lower Deck Accommodations

The forward guest cabins are accessed via stairs from the starboard galley area that lead down to a foyer. The foyer has a granite sole topped by an area rug and a granite topped cabinet with mirror panels. All staterooms are carpeted & all heads have marble/granite soles. The very large **VIP Stateroom** is located forward featuring a centerline California King berth flanked by granite topped nightstands with burl wrapped pillars. There's an upholstered headboard. Two cedar lined closets are to the portside. There are opening ports with sliding Shoji screen blinds and over the berth there is an opening hatch with deadlights for natural light and breezes. This cabin includes an L-shaped seating area and granite table & end table on the port side with flat screen TV, satellite, video, and DVD/CD for entertainment. Finished in satin Cherry wood and Maple Burl, this stateroom will impress owners and guests alike. It is practically a second master stateroom. The ensuite head has two opening ports, jetted tub/marble shower and a marble counter with double sinks & gold designer fixtures. The large **Mid Stateroom** features California King berth, an ensuite head with marble flooring, marble shower with etched glass doors. Large cedar hanging lockers, Shoji screens and vanity. Two opening ports over the berth offer light and

fresh air, in addition to the opening port in the ensuite head. The **Master Stateroom** is exceptionally large and is bright and open with a unique design of raised ceilings (over 7') for custom speaker placement, Shoji screens, and three oversized opening vertical ports for natural light and air. This full-beam stateroom features a centerline California King berth, large walk in cedar closet with teak & holly sole, a safe, drawer storage both under the berth and outboard with dresser-style cabinets to either side. To port there is also an L-shaped settee and granite topped table. It offers a Bose entertainment system, satellite receivers, and 42-inch plasma screen TV hidden behind a sliding door. The ensuite head has a marble vanity, dual sinks, head, marble Jacuzzi tub and shower. The entire cabin is further insulated from the mid ship engine room with centerline fuel tanks and sound insulation; this is a very quiet cabin underway. From the main salon, aft, a stairwell leads to the two **Aft Cabins** and engine room access. The aft sections of the vessel feature comfortable accommodations finished with high gloss maple and similar finishes that were used throughout the rest of the yacht allowing this area to be used for crew or accommodate additional family or guests. CAPTAIN'S CABIN: On the starboard side, it has a double berth, Flat panel TV, DVD/CD & Satellite capabilities that also repeat to the flat screen TV in the crew area/galley. There is also a hanging locker, drawers and opening ports. CREW / GUEST CABIN: On the port side, it has twin bunks with opening port, hanging locker, TV and DVD/CD player, drawer storage below. CREW HEAD: Port side with sink, toilet and large stall shower. Next aft is the Crew Galley and Laundry Area. Serviced by an ASKO washer and dryer stack located on the starboard side, this area also has a stainless steel counter top that serves as a workbench with tool and equipment storage below. The port side features an L-shaped leather settee with storage below, a trash compactor and refrigerator and freezer. The counters are topped with Golden Oak granite. The crew galley has an above-counter microwave, two burner glass stovetop, exhaust fan, toaster, coffee maker, and dish storage above and below counter. There is a TV and stereo. Two opening ports offer natural light and ventilation. The transom door opens to an 8' swim platform. The lower deck has oval portlights in almost every cabin and these are all equipped with polished stainless storm covers, including the larger triple portlights in the master stateroom. The doorways on the lower deck have arched top moldings, substantial residential hardware, and are solid wood. Horizon Yachts feature beautiful quality millwork & moldings and this vessel offers an excellent example. Also on the forward deck companionway is a large cedar lined linen closet.

Pilothouse/Skylounge Deck & Flybridge

The **Pilothouse/Skylounge** on "Maximus II" is large and has nearly a 360 degree view with two large skylight type hatches that provide excellent lighting and ventilation. The helm accommodates five 17-inch computer screens. Centerline there is a Stidd Slimline black leather helm chair and a raised leather companion bench seat to port with a cherrywood strip wrapped pillar to the inboard side. There is Teak & Holly sole throughout this area with a large oriental carpet. Behind here along the portside is a built-in refrigerator/ice maker and a 42" TV on a hi/low lift with a DVD/CD player. To starboard is a U-shaped leatherette settee with seating for 6, the maple with inlaid granite table drops down to create a double bunk if needed. Under the raised settee is full-sized chart storage, long drawers for cruising books and references, and

navigation plotting equipment. Forward of the settee is a granite-topped desk and chair that serves as the ship's office with a separate computer system. Another cherrywood pillar is near the forward side of the desk. There is a day head with granite vanity & sole to the portside aft. The deck area aft of the Skylounge features a small Jacuzzi tub forward to the portside, followed aft by a console containing a commercial propane BBQ grill from DCS, a sink, and cabinet storage below. Behind the BBQ and outboard are the teak steps to the lower aft deck and forward to the starboard side are stairs up to the Flybridge. Just behind the flybridge stairway is another dinette settee with teak top inlaid table that can be lowered to make into a sunbed. Further aft is a multi-function area; both an open deck for sun chairs and the storage location for the tender, jet ski and Vespa. This area is teak decked the aft sides are protected by removable stainless railings. The **Flybridge** is an all open area with excellent visibility granted by the height. In the center beneath the substantial antenna arch is a large forward-facing U-shaped settee with teak inlaid table. Above is lighting and stereo, ahead is the centerline white Stidd captain chair and flybridge helm flanked by a cushioned sun lounge to the left. To the right of the helm is a companion bench console. There is a stainless & glass windscreen surrounding this area. Behind the center lounge is teak deck space that accommodates three chaise loungers with stainless railings.

Galley

- Full-size SubZero side-by side refrigerator/freezer with matched wood door panels
- GE Profile electric stove top and oven (Propane, gas)
- GE Profile microwave
- Hot water dispenser
- Dual Sub-Zero freezer drawers, under forward counter
- Large Stainless sink with Garbage disposal
- GE Triton dishwasher
- Fresh hot water dispenser
- Granite C-shaped countertop with barstools around forward side
- Generous number of cabinets for storage
- Pull down Sharp TV
- Broan trash compactor inside cabinet
- Central vacuum system

Electronics & Navigation Equipment

- Auto Pilot- Simrad AP 22 (flybridge remote) w/ aft deck remote control joystick
- Chart plotter- Nobletec VNS w/ 3D Software Plus PC & display
- Fishfinder- Furuno FCV-1200 BB black box
- (2) GPS- Twin Northstar 6000i GPS system integrated with Nobletec software
- Radar- Furuno 72-mile FR2115 BB black box & Nobletec backup radar

- KVH Sat phone system
- Sat TV- Seatel 2498
- SSB- Icom M802
- (2) VHF- Icom M602
- (5) Samsung screens, integrated radar, CCTV, depth, and chart displays
- Dell computer
- Furuno SAT compass
- Furuno AIS FA150
- B&G Network digital data display
- B&G Network wind speed & direction indicator
- ELBEX-CCTV
- 3rd Watch ship's monitoring system
- Raytheon night vision camera
- ACR EPIRB
- Tank monitor
- (2) Danforth magnetic compasses, pilothouse & flybridge
- (3) Speich windshield wipers with automated controls
- (2) Sanshin search light controls
- (2) anchor controls
- Flybridge has 2 Nav Screens, Autopilot & CAT digital display panels
- Depth sounder/ wind speed/ nav. system B&G display w/ remote displays in Captain's cabin
- Panasonic PBX phone system/intercom throughout vessel
- Honeywell Security Alarm system

Audio & Visual Equipment

- One (1) 50" Panasonic HDTV: Salon
- Two (2) Bose surround sound systems: Master Stateroom, Main Salon
- One (1) 42" Plasma TV: Master Stateroom
- Seven (7) DVD/CD players: Master, VIP, Guest, Skylounge, Main Salon, Crew and Captain's Cabin
- Sony Blue Ray: Main Salon, Skylounge
- Satellite Systems, Latin American and Direct TV capable
- One (1) 40" Sony Bravia with surround-sound Skybridge TV on Hi-Lo lift system
- One (1) 20" flat screen TV: VIP Stateroom
- Two (2) 10" flat screen TVs: Galley, Crew Galley
- One (1) 14" Sony TV: Guest stateroom
- One (1) 19" LG flat panel TB, Captain's cabin

Electrical System

- 240v/120v/24v/12v electrical systems
- (2) 30 KW Northern Lights generators (6,490 hours – Oct. 2014)
- (1) 15 KW Northern Lights generator
- (2) Charles ISO boost transformers
- (2) Trace SW4024 inverters
- (2) additional 120 amp engine driven alternators
- (2) Glendenning 50 AMP shore power cord systems, aft
- (2) 50 AMP shore power inlet locations, forward
- (3) Mastervolt battery chargers
- Battery parallel switch
- House bank consisting of 20 batteries
- ASEA Frequency Converter AC24

Deck & Hull

- Stern Anchor System- custom S/S anchor roller & Maxwell windlass
- Twin Maxwell 3500 anchor windlasses and Stainless Chain Stopper devils claws
- (2) 80 kg stainless steel Manson anchors in anchor pockets on hull sides at bow
- (2) length of 300' chain
- Fortress stern anchor
- 18' Novurania with 115 hp Yamaha 4stroke engine
- Nautical Structure 2500 davit
- Twin remote anchor control, local and helm/w chain counter auto anchor system
- Switlik ten person life raft, current certification
- Wave runner – Yamaha VX110 Deluxe – 2005 model
- Coast Guard safety package
- MarquipT side boarding ladder, aft-deck and side-deck gate locations
- Freshwater shower on aft swimstep
- Freshwater shower on boat deck
- Freshwater shower on foredeck
- Foredeck sunpad with cup holders
- Foredeck settee with cushion
- (4) Ocean LED blue underwater lights at transom
- Lighted Ships name plates
- EPIRB
- Teak Decks on entire boat
- Varnished Teak cap rail
- White Stidd helm chair on Flybridge
- Black textaline mesh windshield masks for pilothouse and deckhouse
- Custom 8' swim platform
- Hot & Cold freshwater shower at stern
- Aft platform spreader lights
- (2) Pompanette fishing chairs

- Custom fishing rod holders
- Air compressor
- Hookah-style dive compressor with 150' air hose
- Spotless Water Systems, de-ionizing filters

Construction

Horizon Yachts are built using the SCRIMP process of resin infusion, which creates incredibly tough hulls using state-of-the art fiberglass technology. SCRIMP reduces the amount of resin introduced to the laminate through the use of a membrane over the fiberglass laminates and then resin is drawn thru by vacuum pressure. Horizon uses this process to build their hulls and major house/deck components. Less resin is used as a result of controlled infusion, saving weight, minimizing the chance of voids, and without any compromise of strength.

Mechanical Equipment

- (2) Caterpillar C-30 1550hp engines with ZF gears (1750 hours since major servicing completed)
- CAT digital displays at Pilothouse, Flybridge, plus Engine room mechanical gauge panels
- Aqua Air System with heat, 4 chiller units, including engine room air conditioning
- Trac stabilizers with 12' fins, Digital control head in Pilothouse
- 50 HP bow thruster, hydraulic American Bow Thruster
- 50 HP stern thruster, hydraulic American Stern Thruster
- Aft deck ZF remote engine control with bow and stern thruster controls
- Hynautic power steering
- 5-bladed propellers
- Delta-T automatic engine room air intake system, Remote control panel in pilothouse
- Gianceschi AC/DC fresh water pump/ primary Head Hunter Mach 5 water pump
- Air compressor w/ hose reel
- Fresh water in engine room with hose reel
- 1200 GPD Sea Recovery fresh water maker with fresh water flush & UV light filter, remote control panel in pilothouse
- Hart pneumatic tank tender gauge, pilothouse
- Sight gauges on fuel tanks in engine room
- Bilge Busters- Ozone Generators
- Fuel transfer pump
- Algae-X fuel system magnets
- Oil transfer pump system for generators and mains
- Fire control system
- 5 hp emergency independent bilge and fire pump – 500 gpm
- Vacu flush sewage system
- Fire detection system – Consilium

- Softex Fire suppression system
- Kabola diesel hydronic heating system
- Torrid Marine water heaters and hot water loop
- Central vacuum system

Disclaimer

The details of this vessel is offered in good faith but cannot guarantee or warrant the accuracy of this information nor warrant the condition of the vessel. A buyer should instruct his agents, or his surveyors, to investigate such details as the buyer desires validated. This vessel is offered subject to prior sale, price change, or withdrawal without notice. MAXIMUS II is still in use by her current owner and there are items aboard that would be excluded from a sale. A full list of exclusions could be requested prior to making an offer.

Exclusions

Owner's personal belongings.

Disclaimer

The Company offers the details of this vessel or yacht in good faith but cannot guarantee or warrant the accuracy of this information nor warrant the condition of the vessel. A buyer should instruct his representatives, agents, or his surveyors, to investigate such details as the buyer desires validated. This vessel or yacht is offered subject to prior sale, price change, or withdrawal without notice.

PHOTOS

Salon



Salon



Formal Dining



Dining - Salon Bar



Open Country Kitchen



Galley



Galley



Galley




Forward Dining



Country Kitchen



To Staterooms



Stateroom Stairway



Master Stateroom



Master Stateroom



VIP Stateroom



VIP Stateroom



VIP Head



Pilothouse Helm



Navigation



Helm Companion Seat



Skylounge



Skylounge



Skylounge Dining Settee



Skylounge Dayhead



Skylounge Afterdeck



Flybridge



Flybridge Helm



Flybridge Dining



Aft Deck



Dayhead on Aft Deck



Captain Cabin



Aft Cabins Guest Head



Crew Lounge / Galley



Engine Room



CAT Diesels



Engine Room



Bow Sun Pad and Riding Seat



Running



Running




Aft Platform, Stairway, and Transom



At Anchor



Layout



Profile



CONTACTS

Andrey Shestakov, leading yacht broker of the sales department of Shestakov Yacht Sales Inc. Shestakov Yacht Sales Inc., the official representative of the Miami/Fort Lauderdale FL headquarters.

Contact details

Email: **andrey@shestakovyachtsales.com**

Web: shestakovyachtsales.com/en/

Telephones

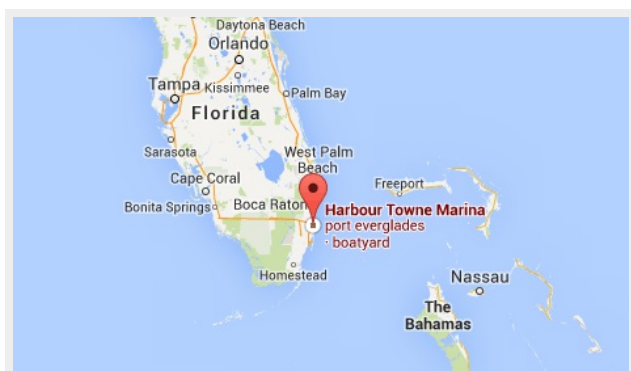
USA: **+1(954)274-4435**

Office hours

Monday – Saturday: **9:00 - 21:00 EDT**

Sunday: **closed**

Address



Harbour Towne Marina, 850 NE 3rd St,
STE 213, Dania, FL 33004