

OSPREY — NIMBLE



Builder: NIMBLE

Year Built: 2000

Model: Trawler

Price: PRICE ON APPLICATION

Location: United States

LOA: 32' 0" (9.75m)

Beam: 8' 6" (2.59m)

Min Draft: 3' 0" (0.91m)

Our experienced yacht broker, Andrey Shestakov, will help you choose and buy a yacht that best suits your needs **OSPREY — NIMBLE** from **our catalogue**. Presently, at **Shestakov Yacht Sales Inc.**, we have a wide variety of yachts available on **our sale's list**. We also work in close contact with all the big **yacht manufacturers** from all over the world.

If you would like to buy a yacht **OSPREY — NIMBLE** or would like help answering any questions concerning purchasing, selling or chartering a yacht, please call **+1(954)274-4435**

TABLE OF CONTENTS

TABLE OF CONTENTS	2
SPECIFICATIONS	5
Overview	5
Basic Information	5
Dimensions	5
Speed, Capacities and Weight	5
Accommodations	5
Hull and Deck Information	6
Engine Information	6
DETAILED INFORMATION	7
Accommodations	7
Galley	7
Electronics & Navigation	7
Mechanical	8
Electrical	8
Deck & Hull	8
Trailer	9
Manufacturer Provided Description	9
Exclusions	10
Disclaimer	10
PHOTOS	11
32 Nimble Port Stern Quarter	11
Transferable Liveaboard Slip	11
Stern View	11
Pilothouse Level	11
Dinette Table and Seating	11
Starboard Pilothouse Level	11
Layout	11

Todd Helm Chair	11
Helm	12
Electronics	12
Galley Down	12
Galley Looking Forward	12
Elec/Alcohol Stove	12
Microwave	12
Queen V Berth	12
Head	12
Shower/Tub	13
2009 75 hp Yanmar w/817 hours	13
Cockpit	13
Aft Docking Station	13
Entry Doors	13
Dutch Door	13
Bow View	13
Lofrans Electric Windlass	13
Butterfly Hatch Over Galley	14
Bow Looking Aft	14
Port Walkaround	14
Cabin Top	14
Under Sail- Manufacturer Provided Image	14
Tabernacle for Mast	14
On Trailer with Mast	14
CONTACTS	15
Contact details	15
Telephones	15
Office hours	15
Address	15

SPECIFICATIONS

Overview

The Nimble Wanderer is designed by Ted Brewer to be a motor sailor pilothouse and offers the best of both worlds. Her 3' draft makes her a perfect pocket cruiser. She currently has the sailing rig and tabernacle removed to enjoy her as a trawler. All sailing equipment, masts/boom, rigging and sails are being stored inside. She comes equipped with a Performance triple axle trailer. Her 75 hp Yanmar engine was reported new in 2009 and has 817 hrs. Currently docked in a prime location transferable liveaboard slip at Harbortown Marina in Fort Pierce.

Pilothouse helm station and stern controls for docking. Great interior layout with a generous queen V berth, long galley, salon seating and great headroom!

Osprey is a comfortable, clean boat that warrants your further inspection.

Basic Information

Category: Trawler

Model Year: 2000

Year Built: 2000

Country: United States

Dimensions

LOA: 32' 0" (9.75m)

LWL: 29' 3" (8.92m)

Beam: 8' 6" (2.59m)

Min Draft: 3' 0" (0.91m)

Speed, Capacities and Weight

Water Capacity: 74 Gallons

Holding Tank: 20 Gallons

Fuel Capacity: 72 Gallons

Accommodations

Total Cabins: 1

Total Heads: 1

Hull and Deck Information

Hull Material: Fiberglass

Hull Configuration: Monohull

Hull Designer: Ted Brewer

Engine Information

Engines: 1

Manufacturer: Yanmar

Model: 4JH4-TE

Engine Type: Inboard

Fuel Type: Diesel

DETAILED INFORMATION

Accommodations

- Sleep in air conditioned comfort, also heat
- Great visibility from wrap around windows
- Good ventilation with sliding opening side windows w/screens, 3 bomar hatches, Butterfly hatch over galley, 2 large opening brass ports, 8 opening brass ports
- All windows have interior sunbrella covers and shade
- Teak pilothouse door with an opening hinged window at top
- Teak and holly sole
- 6'4" headroom salon, 6'1" in V berth
- Pilothouse helm station to starboard
- Todd helm seat
- convertible Upholstered booth settee to port
- step down to L shaped midship galley to port
- Head w/shower/tub opposite
- generous Queen V berth
- hanging lockers and storage

Galley

- L shaped galley with long counter and good working space
- additional natural light thru fiberglass deck panel
- Origo 115 VAC/alcohol 2 burner stove top
- Adler Barbour Cold Machine top loading refrigerator/freezer
- GE turntable microwave
- Deep SS sink
- Pressure water system
- 6 gal hot water heater
- cabinets with pull out drawers and generous storage

Electronics & Navigation

- Garmin 441 GPS Chartplotter
- Raytheon ST5000+ hydraulic Autopilot
- New Raymarine Bi-data speed/depth indicator at helm
- New West Marine VHF 580 w/ distress
- New VHF antenna
- Compass
- Handheld VHF

- Electric windlass controls at helm
- Guest spotlight controls
- New horn
- SS/wood steering wheel

Mechanical

- New engine in 2009
- 75 hp Yanmar 4JHE- TE with 817 hours
- Hydraulic dual station steering
- 3 bladed prop 19 X 16
- spare prop
- Recent service on engine
- Dual Racor filter system
- Dual fuel fills wih manifold
- Groco bronze sea strainer
- Thruhulls upgraded to bronze in 2010-2012
- Aft automatic bilge pump
- Forward automatic bilge pump
- Flagship 16,000 btu digital control air conditioner and heat (2013)
- Jabsco manual head
- Fresh water pump

Electrical

- Engine start battery
- 2 House batteries
- Truecharge multi stage smart battery charger
- 1000 watt Inverter
- 12V DC/120 V AC Electric panel
- Perko battery switch
- battery indicator
- 7 outlets, 2 with GFCI
- florescent and incandescent interior cabin lights
- (2) fans
- 30 amp shore power inlet
- 50' shore power cord

Deck & Hull

The Nimble Wanderer is designed to be a motor sailor pilothouse and offers the best of

both worlds. She currently has the sailing rig and tabernacle removed to enjoy her as a pocket cruising trawler. All sailing equipment, masts/boom, rigging and sails are being stored inside. She comes equipped with a Performance triple axle trailer.

- Fresh bottom paint, Micron Extra ablative paint (2014)
- Barrier coat 2011 Interlux 1000/2000
- Lofrans Electric windlass with foot controls and helm controls
- 33# spade anchor w/75' chain and 125' nylon rode
- Anchor platform bow roller
- SS sampson post
- Pivoting fluke style anchor w/chain and rode under cockpit
- salt water washdown
- SS rails around boat
- good walk arounds
- handholds on cabin top
- cockpit seating on teak benches
- transom door
- telescoping swim platform
- swim ladder
- cockpit shower
- bow and stern cleats
- **Sailing equipment as follows:**
- Sloop rigged with deck stepped mast in tabernacle
- gin pole system for raising and lowering the mast
- Aluminum mast and boom
- all control lines lead aft to cockpit
- Fully battened mainsail with Batt cars and lazy jacks
- Harken roller furling system
- 120 jib
- Main sheet track on cabin top
- (3) Harken ST 16# winches

Trailer

- Performance triple axle trailer with electric/hydraulic brakes
- extendable launching tongue
- hydraulic system replaced 2011
- all wheel hydraulic cylinders replaced 2012
- 2 spare tire w/mounts

Manufacturer Provided Description

The Wanderer sails safely, comfortably, and confidently. Construction methods and

materials used in her manufacture were chosen to afford the owner the quality, security, and comfort of a much more expensive boat without the cost normally associated with that level of value-added features. The Wanderer combines the traditional quality and craftsmanship of a time gone by with the best features of today's technology and materials. Very tough yet very light for a 30-foot boat, she was designed with the mature boat owner in mind - that rugged individualist who has reached the point in his or her life wherein traditional aesthetics, quality craftsmanship, unique form, and simplicity beat the daylights out of go-fast, high-time maintenance, cramped accommodations. The years invested in defining and refining the design are manifest in the efficient, practical, and commodious interior. The inside steering station is located on the starboard side close to amidships. There is a helmsman chair - but, if having your feet on the deck gives you more stability, you may remove it. The galley is a standup "L" shape and benefits from an overhead hatch, affording ventilation and light. Hot and cool water, a two-burner stove, and 12-V DC-110-V AC refrigeration complete the gourmet workstation. The large dinette to port converts easily into a comfortable double, but the piece-de-resistance is the "owner's cabin" queen size berth forward. The head is large and situated fore aft with a separate shower stall. Location of the head and galley afford the owner's cabin optimum privacy. There is a large protected hatch above the main cabin to facilitate installation of an air conditioner. There is a significant savings involved with this approach. Other ventilation and light is derived from three hatches, four rounded deadlights, two opening ports, and two large sliding windows in the main salon. There are four large fixed windows and a companionway with doors as well. The mechanical, electrical and plumbing systems are simple and uncluttered. Access is easy and well labeled.

Exclusions


Owner's personal belongings.

Disclaimer


The Company offers the details of this vessel or yacht in good faith but cannot guarantee or warrant the accuracy of this information nor warrant the condition of the vessel. A buyer should instruct his representatives, agents, or his surveyors, to investigate such details as the buyer desires validated. This vessel or yacht is offered subject to prior sale, price change, or withdrawal without notice.

PHOTOS


32 Nimble Port Stern Quarter




Transferable Liveboard Slip




Stern View



Pilothouse Level




Dinette Table and Seating



Starboard Pilothouse Level




Layout



Todd Helm Chair



Helm




Electronics




Galley Down




Galley Looking Forward




Elec/Alcohol Stove




Microwave




Queen V Berth



Head



Shower/Tub




2009 75 hp Yanmar w/817 hours




Cockpit




Aft Docking Station




Entry Doors



Dutch Door




Bow View



Lofrans Electric Windlass




Butterfly Hatch Over Galley



Bow Looking Aft




Port Walkaround



Cabin Top




Tabernacle for Mast



Under Sail- Manufacturer Provided Image



On Trailer with Mast



CONTACTS

Andrey Shestakov, leading yacht broker of the sales department of Shestakov Yacht Sales Inc. Shestakov Yacht Sales Inc., the official representative of the Miami/Fort Lauderdale FL headquarters.

Contact details

Email: **andrey@shestakovyachtsales.com**

Web: shestakovyachtsales.com/en/

Telephones

USA: **+1(954)274-4435**

Office hours

Monday – Saturday: **9:00 - 21:00** EDT

Sunday: **closed**

Address



Harbour Towne Marina, 850 NE 3rd St, STE 213, Dania, FL 33004