

RECOVERY — OCEAN ALEXANDER



Судостроитель: OCEAN ALEXANDER

Год постройки: 2000

Модель: Моторная яхта

Цена: **ЦЕНА ЯХТЫ ПО ЗАПРОСУ**

Местонахождение: United States

Длина общая: 54' 6" (16.61m)

Ширина: 16' 4" (4.98m)

Мин. осадка: 4' 6" (1.37m)

Крейс. скорость: 14 Kts. (16 MPH)

Макс. скорость: 18 Kts. (21 MPH)

Купить Recovery — OCEAN ALEXANDER а также выбрать подходящую вам яхту из нашего каталога яхт вам поможет опытный яхтенный брокер Андрей Шестаков. На сегодняшний день компания Shestakov Yacht Sales Inc. имеет большое количество яхт в собственном списке продаж, а также тесно сотрудничает со всеми крупными яхтенными производителями по всему миру.

Для того чтобы купить яхту Recovery — OCEAN ALEXANDER а также проконсультироваться по любому вопросу связанному с покупкой, продажей, чартером яхт позвоните по телефону **+7(918)465-66-44**.

ОГЛАВЛЕНИЕ

ОГЛАВЛЕНИЕ	2
ХАРАКТЕРИСТИКИ	6
Обзор	6
Основная информация	6
Размеры	6
Скорость, вместимость и масса	6
Размещение	7
Корпус и палуба	7
Информация о двигателе	7
ПОДРОБНОЕ ОПИСАНИЕ	8
Accommodations	8
Electronics	9
Electrical Equipment	10
Mechanical	10
Deck Equipment	11
Galley	12
Remarks	12
Исключения	12
Отказ от ответственности	13
ФОТОГРАФИИ	14
Starboard bow	14
Starboard side	14
Port side	14
Starboard side	14
Bow	14
Bow thruster	14
Transom and underwater gear	15
Port aft quarter and underwater gear	15

Port gunwale looking forward	15
Stabilizer	15
Bow pulpit and windlass	16
Port bow deck	16
Starboard gunwale looking aft	16
Bow looking aft	16
Aft cockpit, transom with tender davits and tender	17
Starboard bow deck	17
Aft cockpit	17
Aft cockpit	17
Entrance to aft salon	18
Aft salon with L-shaped settee and table	18
Aft salon	18
Aft salon	18
Entertainment center looking forward from aft salon	18
Aft salon	18
Entrance to flybridge and upper helm station	19
Entertainment center	19
L-Shaped settee on flybridge	19
Flybridge looking aft	19
Flybridge upper control station	19
Flybridge captain and navigator Stidd seats	19
Pilothouse deck looking aft, companionway leading to Master stateroom	20
Master stateroom	20
Master stateroom	20
Master stateroom	20
Master stateroom	21
Master head/shower	21
Companionway leading from Master to Pilothouse deck/forward salon	21

Master head/shower	21
Washer/dryer in companion way	22
Galley	22
Galley	22
Galley	22
Pilothouse deck/forward salon looking forward	22
Pilothouse deck/forward salon looking forward	22
Pilothouse deck/forward salon looking forward	23
Pilothouse deck/forward salon looking aft	23
Main electric panel	23
Lower helm station in Pilothouse deck	23
Companionway leading to VIP stateroom	24
VIP head/shower	24
VIP head/shower	24
VIP stateroom	24
VIP stateroom	25
VIP stateroom	25
Private entry door to VIP head/shower	25
VIP stateroom	25
Companionway leading to Guest stateroom #2	26
VIP head/shower	26
Guest stateroom #2	26
Guest stateroom #2	26
Guest stateroom shower access door leading to engine room	27
Guest head/shower	27
Guest head/shower	27
Guest head/shower	27
Engine room	28
Engine room	28

Engine room	28
Engine room	28
Engine room	29
Engine room	29
Port Engine	29
КОНТАКТЫ	30
Контактная информация	30
Телефоны	30
Время работы	30
Адрес	30

ХАРАКТЕРИСТИКИ

Обзор

PRICE REDUCTION "Recovery" is an elegant example of Ocean Alexander's design and workmanship built upon a deep V hull with twin Volvo Penta 480hp diesels. Recovery features a popular midship master stateroom and can sleep up to eight owners and guests in three cabins plus a custom sofa that converts into a double berth. This Ocean Alexander is in perfect condition and has been meticulously maintained by a loving owner with an open check book. Motivated owner and all reasonable offers will be considered!

Основная информация

Тип судна: Моторная яхта

Подкатегория: Pilothouse

Модельный год: 2000

Год постройки: 2000

Страна: United States

Верх: Bimini Top

Открытая палуба мостика: Да

Размеры

Длина общая: 54' 6" (16.61m)

Ширина: 16' 4" (4.98m)

Мин. осадка: 4' 6" (1.37m)

Трапы: 19' 5" (5.92m)

Скорость, вместимость и масса

Крейс. скорость: 14 Kts. (16 MPH)

Макс. скорость: 18 Kts. (21 MPH)

Водоизмещение: 52000 Pounds

Вместимость воды: 240 Gallons

Вместимость сточного бака: 150 Gallons **Объем топливного бака:** 760 Gallons

Размещение

Всего кают: 3

Всего коек: 4

Спальные места: 6

Всего ком. состава: 3

Корпус и палуба

Материал корпуса: Fiberglass

Материал палубы: Fiberglass

Комплектация корпуса: Modified Deep Vee

Цвет корпуса: White

Дизайнер корпуса: Ed Monk

Дизайнер интерьера: Shelley

Информация о двигателе

Двигатели: 2

Производитель: Volvo Penta

Модель: TAMD74P-A EDC

Тип двигателя: Inboard

Тип топлива: Diesel

ПОДРОБНОЕ ОПИСАНИЕ

Accommodations

"Recovery" is exceptionally well designed with an open roomy atmosphere with numerous custom features. This beautiful motor yacht was designed by Ed Monk and interior by Shelley. Recovery is absolutely pristine, meticulously maintained and upgraded by experienced and knowledgeable owners. She has a Master and two guest staterooms each with en-suite head/shower. Boarding is accomplished via the aft cockpit wide gunwales and onto the spacious mezzanine teak deck. This aft cockpit area is large enough for several deck chairs for entertaining. Entry to the aft salon is up three steps located on the starboard side and through a stylish door. When you enter, you are immediately impressed by the openness of her layout. A large L-shaped settee is to port with a gorgeous high gloss teak wood table. Twin chairs and table are to starboard with light tan colored carpeting on deck. Large windows are located the full length of the salon on the port and starboard sides, including the aft bulkhead. Beautiful hand rubbed satin finished teak cabinets are located forward and include a TV/entertainment center, wet bar and ample storage. Moving forward and up five steps is the fly bridge (upper helm) deck area, large all sided isinglass enclosure (u-zip incorporated to allow opening) with green sunbrella Bimini top, 360 degree visibility, professionally designed helm station with full electronics, Stidd helm chairs for the captain and navigator, allowing easy reach to all the electronics and controls. A beautiful L-shaped settee to port and aft provides extra storage and comfortable seating and views by guests. This strikingly spacious bridge feels like she belongs on a much larger yacht.

Returning to the aft salon, facing forward and to starboard, down three stairs is the galley and forward salon/Pilothouse helm deck. Just port of the stairs is the entrance companionway leading down five steps towards the master stateroom. In this companionway on the starboard side is where the washer/dryer is located. An in-house vacuum system is located throughout the vessel. Moving further aft in the companionway is the large luxurious full-beam master stateroom and features an island king berth positioned against the aft bulkhead. An opening, sliding port is above the headboard and provides light and ventilation. To port and starboard are raised teak panel drawers, lockers, cedar lined hanging locker, bureaus, teak desk with lift up mirror and cozy sitting area. There are six opening side deck ports. The en-suite head has black granite counter top, separate glass bi-fold door enclosed shower and VacuFlush head.

There is an entertainment center with a 19" LG TV and Satellite TV capability. The entire suite is surrounded in beautiful hand rubbed satin finished teak cabinets, providing an ambiance usually found on much larger motor yachts. Leaving the master stateroom and returning to the Pilothouse deck, the U-shaped galley with black and green granite and hand rubbed satin teak cabinetry is located on the port side. Moving forward of the galley is the main Pilothouse deck with L-shaped blue ultra leather settee to port with high gloss teak wood table for dining. To starboard is the main helm station and controls with a full array of flush mounted electronics.

Everything is easily viewed from the helm seat. A truly impressive teak wheel complete with

maple inlay provides for ease of control. From the Pilothouse helm station, the Captain/Navigator has spectacular views both forward and to both sides of the yacht from the elevated double helm seat. This seat has a custom designed pull out computer station. There are port and starboard pilothouse sliding doors exiting out to wide gunwales, leading aft to the aft salon or forward to the bow deck.

On the port side of the helm station is the main electric breaker control panel (AC/DC). Between the port side settee and the helm station is a companionway leading down four steps to a starboard doorway entrance to the VIP guest head, with black granite counter top, sink, vacuflush head and glass door encased shower. Continuing forward is the VIP guest stateroom with an island queen bed surrounded in hand rubbed satin finished teak cabinetry with deep storage capabilities, desk sitting area on port side, hanging closet, and private entry to the VIP guest head. Returning to the companionway opposite the starboard VIP guest head entry door, is another companionway leading down three steps to guest stateroom #2 with two single berths (offset design/upper/lower) suitable for children or crew. There is a cedar lined hanging closet, drawer storage all in hand rubbed satin teak and a doorway leading to the guest stateroom #2 head/shower. This head has black granite counter top, sink, vacuflush head and glass door encased separate shower stall. On the aft side of the shower stall is a doorway leading to the large engine room. The engine room has easy access to the engines, bilges, fuel filters, and the four air conditioning units.

Electronics

2 - Icom IC-M127's (upper/lower helms)

2 - Garmin 5212 GPS/Chartplotters (upper/lower helms)

2 - Simrad IS-15 Depth Sounder depth, temp, wind (upper/lower helms)

2 - Furuno Radar 1942 Mark II 72 mile open array (upper/lower helms)

2 - Simrad AP-20 Autopilot (upper/lower helms)

2 - EchoPilot forward looking sonar (upper/lower helms)

AIS (send/receive)

2 - Danforth Compass 5" (upper/lower helms)

Bennett Trim Tabs

Tank level management system, monitors water and fuel tank levels (lower helm) back up sight tubes w/valve for each water and fuel tanks

Holding tank monitoring system Viewera video monitor, camera system monitors engine room and aft of vessel (upper helm)

Electrical Equipment

Northern Lights 12KW generator Fisher Panda 6KW generator Heart 3000KW inverter w/Link 2000 D.C. SYSTEM

All batteries recently upgraded to AGM batteries that power the 12-volt system Two (2) 8D 1400 Capacity AGMs, (House) Four (4) 8D 1400 Capacity AGMs (Engines) Two (2) 31 600 Capacity AGMs (12kw generator and 5kw generator)

The main panel is located port side of lower helm

McCarron battery charger, m/n VMI12603, 12 volt, 60-amp charger

Belt driven alternators on main engines

Rotary type main battery switches located aft engine compartment bulkhead, lower helm, and inverter supply

A.C. SYSTEM

Two 50 amp, 250 volt inlet each, one located aft mezzanine deck with Glendenning Cablemaster (75') inside starboard side deck locker, and one inlet located on bow deck starboard side of windlass.

Shore power cord 50 amp, 250 volt cord, Cablemaster Rotary type selector switch at the main electrical panel

Main breaker located lazarette and below helm seating for the inlets, also in the main AC panel, along with individually labeled branch breakers

Voltage and amperage analog gauges in the main electric panel numerous A.C. outlets available throughout the yacht

Mechanical

Northern Lights 12KW Generator (1134 hours) Fischer Panda 6KW Generator (6538 hours)
Voltage rating: 120/240 volts ac, 60 cycles

Generators are located centerline forward engine compartment, and centerline lazarette. Closed coolant and raw water exhaust type. Raw water was supplied via a bronze, bonded, operable seacock located forward engine compartment to starboard, and centerline in the lazarette

Each generator has a remote dual mounted Racor 500 with selector/shut off valve and vacuum gauge, with engine mounted secondaries

Each generator has a wet exhaust with rubber hose, double clamped and supported. Northern

Lights has a split system

Xantrex Freedom Marine 3000 watt inverter located engine compartment starboard forward. Overcurrent protection for the incoming DC sighted engine compartment, in line fuse, as well as on/off rotary battery switching. AC out overcurrent protection was a circuit breaker on the inverter

Inverter doubles as a battery charger also when connected to shore power, 12-volt, 100-amp

Walk-in engine room Oil Exchange system Automatic suppression fire system Groco wash down & fresh water pumps Dual Racor fuel filters for engines & generators with water alarms TRAC digital stabilizers American Bow Thruster - hydraulic Matched and interchangeable sea water and fresh water pumps Northern Lights split diesel/water muffler system Water heater 30 gallon Side exhaust with generator exhausts aft 4 Cruise-Air conditioning 16,000 BTU units 220 volt each Shaft spurs

Deck Equipment

The Flybridge Helm is covered by a rigid stainless steel Bimini top covered in sunbrella canvas and four sided Isinglass enclosure. All seating, helm are covered when not in use. The aft mezzanine features a non skid teak overlay deck, room for two portable deck chairs. The large swim platform is accessed from this level thru a gated, stepped entrance door in the transom. Forward of the mezzanine, starting at the deck house, sturdy side railings extend on both sides of the boat all the way to the bow, allowing complete walkaround capability. The foredeck is large enough for sun bathing and can also be accessed from the pilothouse thru doors on both sides of the vessel. The hull is constructed of a fiberglass reinforced plastic (FRP) laminate, finished with gel coat above and an anti fouling paint below the waterline. The decks are constructed of an fiberglass reinforced plastic cored laminate, finished with gel coat and a nonskid texture along the working surfaces.

Dual Stidd helm seats At upper helm

Flybridge Bimini top stainless steel bows

Fore and aft shore power inlets

10 stainless steel deck cleats, thru- bolted

Pura UV-20 ultraviolet disinfection/filtration system

Maxwell 2200, vertical capstan 12-volt windlass

Rocna 40# plow type securely shackled to 5/16" galvanized chain, housed in a chain locker with drainage

Fortress FX-37 noted aft bilge for spare/second anchor

Bow Pulpit, made of fiberglass reinforced platform with removable anchor bow roller assembly, stainless steel

Nick Jackson tender davits: Painted rectangular welded aluminum tube construction with 12-volt davit winch and wired remote located on transom

Stainless steel hand rails along gunwales port and starboard from Pilothouse forward Nautica 13' inflatable dingy w/30hp outboard motor

Galley

The Galley is located on the pilothouse deck, port side. An L-shaped dinette with a beautiful high gloss teak wood table is situated forward of the galley, port side and opposite the lower helm station. This dinette is perfect for entertaining and the open arrangement allows conversation between everyone in all three areas. The fully equipped gourmet galley features an U-shaped black and green granite counter top, deep double sink, hand rubbed satin teak cabinets (above and below counter top) with black accent appliances (GE Performance Profile electric four burner cook top, GE self cleaning oven with broiler, trash compactor, Pura water filtration system, Sharp Carousel microwave/convection oven, full size Amana side by side refrigerator/freezer with ice and water dispenser and matching teak cabinet door coverings, Mr. Coffee drop coffee maker, Fisher/Paykel drawer dishwasher, Braun Trash Compactor. A GE space maker washer dryer is located in companion way leading to the master stateroom.

Black and green granite counter tops Overhead dish locker Braun trash compactor Sharp Carousel Microwave Convection oven Fisher Paykel dishwasher Amana 21cubic foot refrigerator/freezer side by side GE self cleaning oven

GE Performance Profile 4 burner cook top stove Mr. Coffee coffee maker

Remarks

If you are looking for a pilothouse motor yacht in excellent condition, "Recovery" should be first on your list. Always owner maintained, this vessel is ready for your most rigorous inspection. Her innovative open design allows you and your guests to relax and stay in touch throughout the main deck level, whether on the helm, in the galley or in the salon. She has speed when needed and can economically cruise at 12 kts as well. Make plans today to Marathon, the heart of the Florida Keys to see this elegant, but practical motor yacht... you won't be disappointed...

Исключения

При продаже яхты исключаются личные вещи владельца.

Отказ от ответственности

Компания предоставляет описание судна или яхты добросовестно, но не может гарантировать точность этой информации, а также не ручается за техническое состояние. Покупатель должен проинструктировать своих агентов или оценщиков исследовать представленную информацию более подробно, по собственному желанию. Продажа судна или яхты, изменение цены или снятие с продажи будет происходить без предварительного уведомления.

ФОТОГРАФИИ

Starboard side



Starboard bow



Starboard side



Port side



Bow



Bow thruster



Transom and underwater gear



Port aft quarter and underwater gear



Stabilizer



Port gunwale looking forward



Port bow deck



Bow pulpit and windlass



Bow looking aft



Starboard gunwale looking aft




Starboard bow deck



Aft cockpit, transom with tender davits and tender



Aft cockpit



Aft cockpit



Entrance to aft salon



Aft salon with L-shaped settee and table



Aft salon



Aft salon



Aft salon



Entertainment center looking forward from aft salon



Entertainment center



Entrance to flybridge and upper helm station



L-Shaped settee on flybridge



Flybridge looking aft



Flybridge upper control station



Flybridge captain and navigator Stidd seats



Pilothouse deck looking aft, companionway leading to Master stateroom



Master stateroom




Master stateroom



Master stateroom



Master stateroom



Master head/shower



Master head/shower



**Companionway leading from Master to
Pilothouse deck/forward salon**



Washer/dryer in companion way



Galley



Galley



Galley



Pilothouse deck/forward salon looking forward



Pilothouse deck/forward salon looking forward



Pilothouse deck/forward salon looking forward



Pilothouse deck/forward salon looking aft



Main electric panel



Lower helm station in Pilothouse deck



Companionway leading to VIP stateroom



VIP head/shower



VIP head/shower



VIP stateroom



VIP stateroom



VIP stateroom



Private entry door to VIP head/shower

VIP stateroom




VIP head/shower



Companionway leading to Guest stateroom #2



Guest stateroom #2



Guest head/shower



Guest stateroom shower access door leading to engine room



Guest head/shower



Guest head/shower



Engine room



Engine room



Engine room




Engine room



Engine room



Engine room



Port Engine



КОНТАКТЫ

Андрей Шестаков (Andrey Shestakov) – ведущий яхтенный брокер отдела продаж яхт и судов компании Shestakov Yacht Sales Inc. Официальный представитель Shestakov Yacht Sales Inc. для русскоговорящих клиентов в центральном офисе компании в Майами/Форт Лодердейл/Флорида/США.

Контактная информация

Email: andrey@shestakovyachtsales.com

Web: shestakovyachtsales.com

Телефоны

Краснодарский край: **+7(918)465-66-44**

США, Майами, Флорида: **+1(954)274-4435**

Время работы

Понедельник – Суббота: **9:00 - 21:00**
EDT

Воскресенье: **Закрито**

Адрес



Harbour Towne Marina, 850 NE 3rd St,
STE 213, Dania, FL 33004