

KOKOMOLINK — DOMINATOR



Builder: DOMINATOR

Year Built: 2009

Model: Mega Yacht

Price: PRICE ON APPLICATION

Location: United States

LOA: 95' 0" (28.96m)

Beam: 22' 0" (6.71m)

Max Draft: 7' 3" (2.21m)

Cruise Speed: 20 Kts. (23 MPH)

Max Speed: 27 Kts. (31 MPH)

Our experienced yacht broker, Andrey Shestakov, will help you choose and buy a yacht that best suits your needs **Kokomolink — DOMINATOR** from our catalogue. Presently, at Shestakov Yacht Sales Inc., we have a wide variety of yachts available on our sale's list. We also work in close contact with all the big yacht manufacturers from all over the world.

If you would like to buy a yacht **Kokomolink — DOMINATOR** or would like help answering any questions concerning purchasing, selling or chartering a yacht, please call **+1(954)274-4435**

TABLE OF CONTENTS

TABLE OF CONTENTS	2
SPECIFICATIONS	4
Basic Information	4
Dimensions	4
Speed, Capacities and Weight	4
Accommodations	4
Hull and Deck Information	4
Engine Information	5
DETAILED INFORMATION	6
Introduction	6
Vessel Walkthrough	6
Galley	9
Salon	9
Pilothouse and Navigation	10
Master Stateroom	12
Master Head	13
VIP Stateroom 1	14
Guest Stateroom 1	15
Guest Stateroom 2	16
Deck Equipment	17
Fly Bridge	19
Flybridge Helm	20
Electrical Equipment	21
Lighting Equipment	22
Engineer Room	22
Exclusions	23
Disclaimer	24
PHOTOS	25

CONTACTS	33
Contact details	33
Telephones	33
Office hours	33
Address	33

SPECIFICATIONS

Basic Information

Category: Mega Yacht

Model Year: 2009

Year Built: 2009

Country: United States

Fly Bridge: Yes

Dimensions

LOA: 95' 0" (28.96m)

Beam: 22' 0" (6.71m)

Max Draft: 7' 3" (2.21m)

MFG Length: 95' 5" (29.08m)

Speed, Capacities and Weight

Cruise Speed: 20 Kts. (23 MPH)

Max Speed: 27 Kts. (31 MPH)

Water Capacity: 792 Gallons

Fuel Capacity: 3698 Gallons

Accommodations

Total Cabins: 4

Hull and Deck Information

Hull Material: Fiberglass

Engine Information

Engines: 2

Manufacturer: MTU

Model: 16V2000 M93

Engine Type: Inboard

Fuel Type: Diesel

DETAILED INFORMATION

Introduction

Enjoy this rare opportunity to purchase this finely crafted high-spec custom motoryacht from one of Italy's finest custom builders. Not to be confused with cookie cutter Italian production boats, this truly one-of-a-kind luxury yacht features an extremely high level of fit and finish, engineering and performance unmatched by her production counterparts, and is offered for sale for the first time by her original owner. This award winning Italian custom builder has created a true work of art throughout this unique yacht combining beauty, brawn and brains. Sporting such amenities as a private master "beach", Zero Speed stabilization, luxurious Al Fresco spaces rivalling 40m yachts, Kaleidescape media system, hydraulically retracting bimini with integral lighting, elegant zebrawood/onyx/marble/leather/Brazilian Jatoba interior, great turn of speed and too many others to mention here, Kokomolink will delight, enchant, excite and entertain you and yours anywhere in the world.

She is a must see for the serious yachting enthusiast.....

Vessel Walkthrough

Beginning aft is an expansive and beautiful teak swim platform. Uniquely, the platform not only lifts vertically for tender launching and swimming, but hinges forward to close and match the forward rake of the transom profile when cruising. Forward on the swim platform is the tender garage with hydraulic door and Besenzoni gantry tender crane housing a 3.5M Williams Jet tender (with only 80hrs) Up from either port or starboard Euro transom stairwells is the very expansive teak aft-deck boasting over 280SF! Offering true flexibility, this area features moveable modular synthetic wicker furniture used to create a relaxed and casual hangout area. This area features a drop-down concealed TV in the overhead, and a cocktail bar with Terra Rossa marble sink and counter, icemaker and fridge/cooler.

Proceeding forward either to port or starboard are very wide and comfortable teak sidedecks allowing easy passage to the forward dining/sitting/lounging and jacuzzi area forward of the pilothouse windows. (Engine and crew area access is found from the starboard sidedeck just forward of the aft deck) This area features a sizeable bench seating area with two dining/cocktail tables (with privacy/sunshade bimini) and a jacuzzi tub forward and on center. This tub covers with custom cushions allowing the whole area to be used for just sun lounging if desired. Two bosun's lockers and additional equipment storage is found in this area as well. The forward side of the tub area cleverly conceals dual Lofrans windlasses and anchor rodes providing a very clean looking forepeak deck area. A deck locker with chain access, storage and reserve anchor is found here.

From the aft deck forward through electrically sliding SS framed doors is the very spacious salon/dining area. With aft doors fully open, this expansive area combines with the aft-deck to

create a beautifully flowing space for large entertaining. The salon and dining area, like the rest of the yacht's interior, is a sophisticated blend of warm cream leathers, Zebrawood wall sections and furniture, Brazilian Jatoba flooring sectionals, light onyx and italian marbles as well as celestial "starry night" glass overheads. Warm mocha carpeted floor sections are tastefully bordered in marble banding. Aft are port and starboard TV corner wall units with flat screen tvs/monitors concealed behind charcoal glass. Port and starboard are large cream Italian leather couches with 2 chocolate leather barrel chairs forward and a large custom Onyx/Zebrawood coffee table with cream leather Ottomans at center. Bracketing the couches are four off-white Onyx end tables. Forward and center is a low storage buffet delineating the dining area from the salon. This area features a custom glass/onyx and steel dining table for 8 with 8 leather/metal chairs with a "classically modern" feel. Port and starboard are two more built-in buffets for more than ample dining storage. Centered on the forward bulkhead is a large flat screen tv/monitor behind smoked glass viewable from anywhere in the salon. Also featured are backlit sculpture niches port and starboard. Forward and to port is a pocket door leading to the well-equipped galley (equipment listed in galley section) with portlights, port sidedeck hatch, and second pocket door leading to the central foyer. The central foyer is also accessed from the starboard side of the dining salon. This foyer is the central access point to the yacht's entire interior providing the following: second access to the flybridge (by turning aft and ascending stairwell enclosed by weatherproof sliding hatch), access to the galley (by turning to port), access to the pilothouse (by proceeding forward and slightly to port), access to the day head (forward and to starboard) access to the starboard sidedeck door (by heading to starboard) and access to the accommodations level (by proceeding down the stairwell facing forward)

The pilothouse is entered through a pocket door and consists of two electric leather helm seats, an expandable dining/chart table/nav station to port, a center control console between the helm seats and a wide array of instrumentation and systems monitors all surrounded by beautiful Zebrawood, supple leathers, Brazilian Jatoba flooring and beautifully encased tinted windows allowing generous 180 degree views.

From upper foyer down stairwell is found the accommodations foyer featuring a guest fridge and guest beverage bar with marble tops. This area features a lovely off white simulated basket weave wallpaper, cream leather sections, Zebrawood doorframes and brushed aluminum accents. The floor is a light mocha carpet bordered in marble added to create a warm and inviting entry area to the yacht's four guest staterooms.

Located forward is the large VIP stateroom rivalling master staterooms of other yachts in this size range.

The queen berth with matching cream onyx nightstands is athwart ship to starboard. A leather settee for two is forward and to starboard. The ensuite head is to port and consists of generous shower stall, Tecma head and vanity with raised glass sink bowl. This stateroom also features a coffered celestial "starry night" glass panel directly above the berth. The VIP and the two other guest staterooms each feature 4 opening high grade SS round port lights for light and fresh air when desired.

Forward and to port from the accommodations foyer is the port guest stateroom with athwart ship queen berth outboard with night table. Ensuite head for this stateroom is aft and also has separate enclosed shower, Tecma head and raised glass sink with vanity and ample cabinet storage. Forward and to starboard from the accommodations foyer is the starboard guest stateroom which features full sized twin berths, night table, ample storage and ensuite head with enclosed shower, Tecma head and raised glass sink and vanity. Heading aft from the accommodations foyer is the master stateroom. Immediately to port upon entry is the private toilet area featuring a Tecma head, sink vanity, bidet and opening port light. Immediately to starboard on the forward master bulkhead is an entertainment center with 52" articulating wall mounted flatscreen with component and general storage below. Aft and to starboard is a makeup vanity followed by the athwart ship queen berth with coffered celestial "starry night" glass panel above. A full width quilted cream leather settee/ottoman sits at the foot of the berth. The forward bulkhead consists of two double mirrored hanging closets separated by a sculpture niche. There is an additional closet to port of these on the same bulkhead. To port and opposite the master berth is the spectacular fully private bathing suite. This area closes off with sliding liquid crystal doors that become opaque at the flick of a switch for further privacy. Forward in this area is a long vanity with raised glass bowl sink, very generous storage below and large mirror above with concealed "through the glass" TV/monitor. Forward in this area is the private enclosed shower. On the portside of the shower is an electric hatch leading out to the private "Ocean Terrace". This private sea access platform lowers at the push of a button to provide a private "beach" for swimming or just sitting and enjoying the seascape.

Crew area/Engine room is accessed from a starboard sidedeck hatch, down a ship's stair to a common area. This area has a dining table, kitchenette with sink/fridge/microwave, prep counter and full sized Miele washer and dryer. Located portside is the Captain's cabin with berth and ensuite head with shower. Forward and center is a shared crew head with shower sink and head. Portside of that is the first crew cabin with upper/lower bunks and storage locker. Located starboard of that is the second crew cabin similarly equipped for a total of 5 crew berths. Down the ship stair and to port is the engine room access hatch.

Last but certainly not least is the huge teak-decked flybridge with a spaciousness not found on many 100-120' yachts! Dual access is provided either by aft-deck starboard stairwell, or stairwell off the main level accommodations foyer. Beginning aft is an open and wide seating area with moveable synthetic wicker seating/lounging furniture. Moving forward and to port is a long L-shaped food prep service bar. This beautifully designed piece features a soapstone counter and professional gas Alfresco grill as well as fridge drawers, sink, generous storage and elevated glass service counter. Opposite and to starboard is a long serpentine built in seating/lounging area running the length of the bar. Forward of this area is a large L shaped dining settee and 8' dining table able to seat 8-10 people. Opposite this section is another lounging area with moveable modular synthetic wicker furniture that can be setup for athwart ship sun bathing, or turned 90 degrees to face the pop up TV in the console behind the helm seats to port. In the latter configuration one can experience a movie theater under the starry night while reclining on the "lounge/beds". Lastly, moving forward of this dining/lounging recreational section is the helm/companion seating area. The full helm is to port and features dual leather adjustable helm seats

and electrically lifting instrument console which retracts when not in use. Opposite center is the weatherproof stairwell down and opposite to starboard is an L shaped built-in seating console with cocktail table for guests to observe the cruising action.

Galley

- Square Plan Galley Two Sliding Doors And Watertight Door To The Exterior Main Deck
- Extraction Hood - Miele
- Microwave Combi Oven - Miele
- Glass-Ceramic Stove With 4 Burners - Miele
- 2 Fridge Units Divided In 4 Compartments: 1 Unit 80 Lt Normal Fridge + 40 Lt Bottle Cooler
- (Drawers) - 1 Freezer Unit 70 Lt + 50lt Bottle Cooler - Frigonautics
- Stainless Sink With Hot And Cold Water Mixer
- Dish Washer - Miele
- Water Tank Level Indicator
- Drawers
- Vertical Storage Unit
- Cupboards
- Wooden Flooring
- Work Top In Marble
- Fire Extinguisher
- Dinner Service For 8 Persons With Glasses And Stainless Steel Cutlery
- Counter Recessed Sink With Waste Disposer
- 3 Additional Wine Chillers
- Refuse Compactor

Salon

- Electric Aft Sliding Door-8mm (Tempered Glass In Stainless Steel Frame) By Sensor Or Manual Control
- Cream Colored Leather Sofas On Left And Right
- Generous Built-In Storage Cabinetry Along Outboard Sidewalls
- 3 Chocolate Colored Leather Barrel Chairs
- Angled Built-In Wood Corner Units Housing Flatscreen TV In Each
- Courtesy Lights In The Skirting Board
- Crew Emergency Escape Under Port Sofa
- Emergency Escape For The Owner On Starboard Passageway
- Large Dining Table With 8 Seats In Leather And Wood
- HI-FIITV - B&O Centralized For Saloon, Berths, Fly Bridge With Illuminated Control System
- Ceiling Illumination With Halogen Lamps And LED Lights In A "Starry Night" Configuration

In Salon

- Wall Finishings In Wood And Steel And Forward Bulkhead In Wood And Leather
- 4 Fan/Evaporator Coils For Air Conditioning With Digital Temp Controls
- 220V/110V Outlets And Switches With Chrome Plated Cover Plates
- Large Flat Screen TV Behind Grey Glass On Forward Bulkhead
- 4 Illuminated Sculpture Niches (2 Per Side)
- Zebrawood Walls And Bulkheads With Leather, Marble And Onyx Accents
- 3 Built In Buffets In Dining Area With Storage For Dinner/Glassware Etc
- Telephone
- Electrically Operated Blinds/Shades
- Large Tinted Windows Offering Expansive Outdoor Views
- Brazilian Jatoba Flooring, Mocha Leather And Marble Accents Throughout Both Spaces

Piltohouse and Navigation

- 2 Recaro Pilot Sports Seats In Leather With Electronic Position Regulation
- Halogen Ceiling Lamps
- General Switchboard With Magnetic-Thermal Alarms, Push-Buttons And Main Controls For The Engine Room (Groups, Batteries, Alternators), Management System For Diesel Fuel, Fresh Water, Fire Fighting System, Bilge, and Led's And Nocturnal Lighting System
- Wheel Rudder And Tiller
- Vasistas Opening Side Windows
- Chart Storage Unit
- 2 Air Conditioning Fan-Coils
- Celestial "Starry Night" Ceiling
- Wooden Floor
- Curtains
- Corner Sofa With Table On Port Side Desk And Chair On Starboard Side
- 1 Trackball Controller
- 1 Blackbox Echosounder Nobeltec Insight With Dual Frequency Transducer (Depth, Log, Water Temp) With PC Interface For Admiral 9.1 Software
- 1.3 R.XGPS SYSTEM
- N 1 LEICA MX MARINE MX 420/8 DGPS /WAAS Built-In
- Receiver And Differential Antenna

Dashboard in Leather With Facade In Satin Steel Finish With Instruments Including:

- Main Engine And Gear Boxes Analogical Instrumentation Blue Line MTU
- Main Engine Monitors 22x22cm Blue Line MTU
- Main Engine Control Levers With Emergency System MTU Type RCS-5
- Satellite Gyrocompass
- Rudder Angle Indicator
- Fuel Level Indicator

- Engine Room Temperature Indicator
- Radar
- Chart Plotter(See Below)
- GPS (See Below)
- VHF
- Stabilizer System Control
- Directional Searchlight Control
- Thruster Controls
- Autopilot With Electrical Compass]
- Echo Sounder And Conning Log (See Below)
- Bilge And Fire Alarms With Buzzer And Light
- Trim Tab Controls
- Music Control Panel For Speakers In Wheelhouse
- Navigation Light Switch Unit
- Fly Bridge Light Switch Unit
- Intercom Station
- Horn Panel Kalhenberg Series Zero D-OA
- Anchor Winch Control
- Magnetic Compass
- Windscreen Wiper Controls With Washing System
- Door And Window Alarms (For Watertight Owner's Bathroom Door And Stern Garage Door)
- SSB With Radio Station
- Flags And Manual Signaling System
- CCTV Camera Control System With Video And Joystick
- (2) 15' Touch-Screen Control Monitors For Ship Controlling
- 19" Monitors Visu For Visual Instrumentation System

Nav Data Display In Graphics And Alphanumeric Mode 2000 Waypoints, 100 Routes, 10/31 VDC, Comprised Of:

- LCD Display
- Antenna Unit GPS / DGPS With Antenna Cable
- "3D" Visual Mode
- GOTO Button To Change The Course
- MOB Button
- NMEA Interface And Distribution System Gtnmea
- Nobeltec Cartography System
- Marine Processor PC With Dual VGA Output (Wheelhouse And Flybridge)
- Keyboard/Mouse
- Nobeltec-Admiral 9.1 Software Package

WINDIDEPHI LOG SYSTEM, Comprised Of:

- Processor Unit Wind/Depth/Log
- Wind Sensor (No Moving Part) With GPS - Air Temp- Air Pressure Sensor

- Depth Sensor
- Speed/Water Temp Sensor
- RD 30 Multifunction Display (Capt. Cabin And Flybridge)
- SSB SYSTEM: RADIOTELEPHONE SSB Sailor Mod. 150 Watt Con DSC MM
- Microtelephone

Conning Display System:

- Software TI AD-NMEA OI BASIC:
- Heading
- Rate of Turn
- Boat speed
- Speed over Ground
- Depth
- CID Water Temperature
- CID Wind Speed
- CID Wind Direction
- CID GPS
- CID Air Temperature
- CID Air Pressure
- Dual Conning Station For Fly Bridge
- Rudder Angle Indicator System (W.H And Fly Bridge)

SATCOM SYSTEM:

- TERMINAL IMMARSAT SAILOR F 77
- For Voice Fax And Data, Phone Interface
- Printer/Fax
- Cellphone System: Cellular GSM European Standard SX 5 For Voice, Fax ,Data
- Consisting Of: GSM Module For Connection To PC And PABX
- PABX SYSTEM PANASONIC TDA 30 Consisting Of : Panasonic Mod.TDA 30 For 8 External Line And 16 Internal Line
- Door Phone Interface
- 1 Door Phone
- 8 Telephone Desk Version
- 2 Cordless
- 1 Programmer Telephone
- INTERCOM SYSTEM
- (5) VHF Standard Mod 370 Portable
- VOX System Or External Microphone

Master Stateroom

- Queen Bed (Athwart ship) With Storage Lockers Underneath
- Leather Headboard
- 2 Bedside Tables
- Leather Bed Sides
- 2 Reading Lights
- Vanity With Mirror And Stool
- (3) Full Height Closets (2mt) With Coat-Hangers And Drawers With Courtesy Lights
- Safe
- 42 It Vitifrigo Fridge
- (2) Air handlers For AC System With Digital Temp Control
- Highly Water-Proof Contoured Windows In Tempered Crystal Multi-Layered Glass
- Opening Portholes
- Bang & Olefson TV And Stereo System
- CD/DVD Player/Radio
- Kaleidescape Digital Media System Module
- Telephone
- Recess In Wall With Articulating TV And DVD Player
- 220 & 110V Power Outlets And Switches With Chrome Plated Plates
- Leather Ceiling With "Celestial Starry Night" Glass Panel Over Berth
- Emergency Exit By Extractable Ladder In Ceiling
- 2 Armchairs
- 1 Coffee Table/Bench
- Electric Sun-Screen Curtains
- Light Mocha Colored Carpet With Marble Border/Perimeter
- 2 Fan Coils For Conditioned Air
- Dimmable Ceiling Lights
- Courtesy Light With Luminous Cord

Master Head

Separate privacy compartment with marble floor, pocket door, Tecma WC and bidet, cabinet with marble top and glass washbasin, stainless steel port hole and illuminated LED's for black and grey water monitoring Tub/Shower washroom with ovoid spa model OPALIA Jacuzzi whirlpool, Vanity unit with 2 glass washbasins and marble top.

- Moisture Extraction System
- Heated Towel Holder
- Cabinets
- 220/110V Power Outlets And Switches
- Heated Marble Floors In Both Bath Compartments With Thermostats
- Glass Sliding Doors For Tub/Shower Room With Electrically Darkening Privacy Glass

- Venetian Blinds
- Gloss Painted Ceiling With Frame In Stainless Steel
- Full Width Mirror With TV/Monitor "Within" And Viewable From Spa
- Dimmable Halogen Lighting
- Enclosed Separate Marble Shower
- Private Owner's Swim Platform/Mini Beach Accessed Through Master Shower

VIP Stateroom 1

- Full Size Queen Bed With Locker Storage Beneath
- Leather Headboard
- 2 Bedside Night Tables
- 2 Bedside High Intensity Dimmable Wall Lights
- Ceiling Halogen Illumination
- Small Leather Settee For Two
- Bang And Olefson TV And Stereo System
- Articulating Flatscreen TV On Wall
- Telephone
- Kaleidescape Access Unit
- DVD Player
- SS Openable Porthole With Mosquito Net And Darkening Cover
- Emergency Exit In Overhead Using Extractable Ladder
- Fan Coil For Air Conditioning With Digital Thermostat
- Overhead Halogen Lighting
- Courtesy Light With Luminous Cord
- 220/110V Power Points And Switches
- Electric Sun Screens
- Carpet Floor Covering
- Full Height Closet With Light

VIP Bathroom:

- Box Shower With Teak Floor Panel
- Moisture Extraction System
- Vanity Unit With Elevated Glass Washbasin And Marble Top And Storage Beneath
- Mirror With Halogen Lights SS Designer Mixer Hot And Cold Water
- Complete Set Of Accessories
- SS Opening Porthole With Mosquito Net And Privacy Cover
- Marble Flooring
- Wall Mounted Storage Unit With Doors And Mirror
- Gloss Painted Ceiling With Frame In Wood
- 220/110V Power Points And Switches

- LED Level Indicators For Black And Grey Water Tanks
- Venetian Blinds
- Electric Tecma WC With Bidet Function
- Ceiling Halogen Lighting

Guest Stateroom 1

- Portside Queen Stateroom
- Closet With Automatic Light
- Queen Beds With Locker
- L Wooden Bed Head
- Leather Bed Sides
- Night Table With Drawer
- Ceiling Halogen Lighting
- Fan Coil For Air Conditioning With Digital Thermostat
- 2 Opening SS Portholes With Mosquito Net And Screen
- Headboard Halogen Lighting
- Bang And Olufson TV And Stereo System
- Kaleidescape Access Unit
- Flat screen TV On Wall
- Courtesy Light With Luminous Cord
- 220/110v Power Points And Switches
- Telephone
- Curtains
- Window Screens
- Carpet Floor Covering

Ensuite Bath:

- Moisture Extractor Fan
- Separate Enclosed Shower With Teak Floor Panel
- Vanity With Storage Space, Glass Washbasin And Marble Top
- Vanity Mirror With Halogen Light
- Overhead Halogen Lighting
- SS Porthole With Mosquito Net And Privacy Cover
- Marble Flooring
- 220/110v Power Points And Switches
- Complete Set Of Accessories
- Led Level Indicators For Black And Grey Water Tanks
- Venetian Blinds
- Electric Tecma Head With Bidet Function
- Overhead Halogen Lighting

- Gloss Painted Ceiling With Frame In Steel

Guest Stateroom 2

- Closet With Automatic Light
- 2 Full Twin Beds With Lockers
- Wooden Headboard
- Leather Bed Sides
- Centre Night Table With Drawer
- Fan Coil For Air Conditioning With Digital Thermostat
- 2 SS Portholes With Mosquito Net And Screen
- Headboard Halogen Dimmable Lighting/Reading Lights
- Bang And Olefson TV And Stereo System
- Kaleidescape Access Unit
- Articulating Flatscreen TV On Wall
- Courtesy Light With Luminous Cord
- 220/110V Power Points And Switches
- Telephone
- Curtains
- Window Screens
- Carpet Floor Covering
- Overhead Halogen Lighting

Ensuite Bath:

- Moisture Extraction Fan
- Separate Enclosed Shower With Teak Floor Panel
- Vanity With Storage Space, Glass Washbasin And Marble Top
- Over Vanity Mirror And Halogen Lamp
- Overhead Halogen Lighting
- SS Porthole With Mosquito Net
- Marble Flooring
- 220/110V Power Points And Switches
- Complete Set Of Accessories
- LED Level Indicators For Black And Grey Water Tanks
- Venetian Blinds
- Electric Tecma Head With Bidet Function
- Overhead Halogen Illumination
- Gloss Painted Ceiling With Frame In Steel

Deck Equipment

- Stanchions And Hand Rails In Stainless Steel With Candle Holders
- 2 Stainless Electrically Operated Steel Gates For Cockpit Deck Access With Logo
- 2 Stainless Steel Fairleads At Stern With 3 Rollers Each
- 4 Stainless Steel Cleats In The Forepeak With Appropriate Bases 400mm From Deck
- 4 Cleats In Stainless Steel In Aft Deck In Protected Technical Area
- 2 Cleats In Stainless Steel At Mid Ship Set In Recess
- 2 Stainless Steel Aft Fairleads at Mid-Ship with Internal Bitt in Recessed Area.
- 2 SS Fairleads At Stern
- 2 Lateral Bulwark Doors In VTR With Locking Catch
- 12 Freeports In Bulwarks
- 1 Lateral Retractable Ladders Of Approximately 1.5mt Leading To The Bridge On Mooring Side
- Under The Right Lateral Door- Besenzoni S1 403 Or Bitecnomare (6 Steps -Min. Width 70cm)
- Fuel Fills Are Positioned In Open Lockers In Lateral Superstructure Port And Starboard
- Fuel Air Ventilation With Curved Neck 800mm Upper Deck, Left Side Under The Chamfer
- Water Fills Are Positioned In Open Lockers Of The Lateral Superstructure With Annexed Air Vents
- Winches 4000 W 380 V Type ERCOLE VERT Marked Lofrans With Capstans Of 14mm
- Bell Capacity In Appropriate Lockers At Bow With Pulleys And Chain Stop And Anchor Recess
- Retractable Bell Rod For Bell With Name
- Windlass Control Panel With Chain Counter And Footswitches
- 2 Galvanized Steel Anchors With High Holding Capability (136 Kg - Posidonia)
- Anchor/Rode Washdown System In The Chain Way
- 1 Anchor Chain Storage Locker Constructed In Stainless Steel In The Fore Peak
- 1 Forepeak Access Hatch With Ladder
- 2 Lengths Of Anchor Chain Each 110mt Long In 14mm Galvanized Steel
- 2 Aft Capstans 2500 W To 380 V In Stainless Steel - T2500 Lofrans
- Recessed Capstan Control Footswitches Close To The Technical Zone For Mooring
- 3 Wind Screen Wipers (Speich) With Screen Wash
- Sky Light For Emergency Escape From VIP Cabin To Whirlpool Locker Area
- L Whirlpool Bath
- Forward Sofa Seating With Centre Console Providing A Fourth Helm Station(Engine Stop/Start, Thruster Controls And Command Levers MTU Type RCS-5 With A Limiter At1800 RPM/Min, And Sound System Control)
- 1 Bimini Top With Fold Away Structure In Stainless Steel For Bow Seating Area
- 2 Lateral Lockers In Whirlpool Area
- 1 Sun Pad around Whirlpool Area with Mattresses and Covers.
- 2 Teak Tables
- 4 Lateral Bosuns Lockers At Forward Superstructure
- Windows In Reinforced Glass(Tecnoinox - Grey Monolithic Colour Europa Complete With

- Compacted Engravings, Thickness From 8mm To 15mm Supplied With SunScreens)
- Windows Have Opening Mechanisms In Wheelhouse And Galley
- 3 Fire Hydrants Each With Fire Hose UNI 45 Inside Of The Forward Locker, The Aft Deck Locker And Engine Room
- Aft Main Deck Overhead Lights
- Lights For Winch Area
- Courtesy Lights On The Boundary Of The Main Deck With Continuous LED Stairway Courtesy Lights
- Colored LED Lights On The Aft Main Deck And The Lateral Plates
- Electric Drop Down TV On Aft Deck Overhead Near Bar
- 3 Lateral Watertight Pantograph Doors In Fiberglass With Polished Ss (Electric And Manual Operable)
- Third Control Station Starboard With Engine Stop/Start, Thruster Control And Shift/Throttle
- Sliding Saloon Door In SS And Tempered Glass(8mm Thick)-Electric Operation Manually/By Sensor
- Ship's Name On Both Sides Superstructure- Polished Stainless Steel And Backlit
- External Stairway To Flying Bridge Deck With Teak Steps And Individual Stair Illumination
- Inboard Aft Main Deck Locker Under The Stairway, Right Side Before Saloon Entrance
- External Aft Main Deck Bar With Ice Maker Vitifrigo, Bottle Cooler Washbasin (Hot And Cold Water) And 3 Bar Stools
- Aft Sofa With 20 External Cushions In Sunbrella + W 10 Covers
- Sliding Parasol Curtain For Sunshading
- Aft Main Deck, Main Deck And Fore Decks In Teak 12mm Glued To Laminated Plastic-Sika Glue System
- Teak Cap Rail
- Illuminated Electro Hydraulic Pasarelle With Remote Control, Teak Deck And 2-Corded Hand Rail Length 4.5 Mt By Besenzoni
- Weather Resistant Speakers In Main Deck And Cockpit
- 12 Cylindrical Fenders + 4 Ball Fenders
- Lumber Holes In Cockpit And In Walkway With Logo Grid
- Manual Command Fire Fighting System For Engine Room With Remote Ventilation Shutoff
- Folding Swim Platform With Hydraulic Arms Manufactured By H+B Technics Divided In Two Sections With The More External Part Hinged To Form A Guard-Rail For Closure During Navigation
- Platform And Steps In Teak, 12mm Glued Onto Laminated Plastic - Sika Glue System
- Individual Step Lights
- Crew Entrance Door With Electrical Opening Control On Stern Door
- Stern Garage Hydraulic Door (Bitecnomare)
- Besenzoni Electro Hydraulic Swim Ladder Fixed To Transom
- Shore Power Connection 380V From 125A With 20 Meter Cable
- Transom Hot/Cold Shower
- Dockside Water Connection
- Stern Name Plate On Mirror With Polished SS Letters On Plexiglas And Backlit
- Glendinning Cable Master

- 4 Underwater Lights On Stern And 10 Alongside (5/Side)
- Lights Under Swim Platform
- Hand Rail From Cockpit
- Retractable Cleats For Transverse Stern Lines

Fly Bridge

- Sliding SS/Safety Sky Light Hatch Aft Starboard Corner Over Stairwell
- Self-Draining Deck
- Outboard Life Rafts With Stainless Steel Supports
- Wrap Around Windshield/Venture In Crystal Tempered Glass With SS Frames By Tecnoinox
- Electric Lift/Retract Dashboard In Fiberglass With Full Instrumentation:
- Engine Instrumentation And Gear Boxes Blue Line MTU
- Color Display 22 X 22 Cm Blue Line MTU
- Engine Lever Emergency System MTU Type RCS-5
- Satellite Gyrocompass
- Rudder Angle Indicator
- Fuel Level Indicator
- Engine Room Temperature Indicator
- Radar
- Navigation Light Switch Unit
- Alarms For Open/Close Status Of Owner's Beach, Swim Platform And Garage Door
- Fly Bridge Light Switch Unit
- Intercom Station
- Anchor Winch Control
- Horn Panel Kalhenberg - Series Zero D-OA
- Touch-Screen Control Monitor Display 15"Override Management
- Helm Wheel With Logo And Tiller
- Waterproof Helm Station Cover
- Pilot And Co-Pilot Seats - Besenzoni
- Waterproof Pilot And Co-Pilot Seat Covers
- Complete External Sofa And Cushions
- Flat Screen Aft Facing TV(Electric Lift) In VTR Console Behind Helm Seats
- Waterproof Sofa Cover
- Sun Pad Complete With Exterior Mattresses And Waterproof Cover
- Chart Plotter
- GPS
- VHF
- Monitor For Television Cameras
- Searchlight Directional Controls
- Bow And Stern Hydraulic Thruster Controls(Proportional)
- Autopilot With Electronic Compass

- Echo Sounder And Conning Log
- Bilge And Fire Alarms With Buzzer And Light
- Aft-Raked Radar Arch In VTR Supporting 2 Comm Domes And 2 Wide Array Radar Antennas Etc
- 2 Water-Proof Acoustic Speakers Connected To The Entertainment System
- 2 Side Lights For Roll Bar And Antenna Illumination
- 2 Flood Lights For Aft Fly Bridge
- 3 Search Lights Under Arch
- Navigation Lights
- Teak Dining Table With Stainless Steel Support
- Trim Tab Controls
- Centralized Music System (B&O)
- Courtesy Lights
- Electro/Hydraulic SS Bimini Extend/Retract With Mini LED Accent Lighting In Underside
- SS Hand Rails
- Lockers On Lateral Inner Bulwark
- Acoustic Announcer
- 2 Life Rafts For 8 People - Eurovinil
- Flag Pole
- Aft Stanchions And Hand Rails In Stainless Steel With Engrave Crystal Glass
- Full Teak Deck 12mm Thickness Glued On Laminated Plastic -Sika Glue System
- Brand New In Box-Entire Set Of Covers For All Furniture On Flybridge
- Adjustable Search Lights Atop Arch By Shanshin

L Shaped Bar Constructed In VTR:

- Sink In VTR With Hot And Cold Water
- Bottle Cooler - Vitifrigo
- Soapstone Counter Top
- Elevated Glass Service Shelf With SS Supports
- Alfresco Professional Commercial Propane Stove/Barbeque

Flybridge Helm

15" touchscreen monitor (in electrically raising console) with waterproof trackball provides visual control of the main functions of the ship systems and to operate some of the main panel appliances including generators (start/stop) and the control/monitoring of the following.

- Water Tight Door Control And Portholes
- Bilge Levels
- Tank Levels
- Black And Grey Water Tank Levels And Alarms
- Main Electrical Switch Board Control
- External Light Control

- Search Light Control
- Wind Screen Wiper Control
- Autopilot
- CCTV System And Mooring Function
- Displays Control (Brightness, Sources Etc.)
- Wiper
- Horn
- Video Switching And Control Of Monitors System
- Steering Mode
- Main Engine Monitors 22x22cm Blue Line MTU
- Main Engine Control Levers With Emergency System MTU Type RCS-5
- Wheel
- Bow And Stern Hydraulic Thruster Controls (Proportional Control)

Electrical Equipment

- The Ships Electrical System Is Supplied With Power At 50 Hz With 60Hz Shorepower Conversion By Atlas Unit
- Onboard Voltages:
 - 380V AC 50 Hz
 - 220V AC 50 Hz
 - 110V AC 60Hz Converted
 - 24V DC (For Starter Motors, Electronic Circuits, Alarms And Illumination)
- Alternative Power By (2) Diesel 40KW Generators ONAN Model 40MDDCF
- The Distribution Of Power In A Radial System RINA Compliant:
 - 4 Conductor System 380/220V AC 3F+N
 - 2 Conductor System With Isolated Negative For The 24V DC System
- Circuit Breaker Protection Throughout Main And All Sub Panels
- Electronic Ground System, Main Switch Board And Sub Switch Boards Connected To Separate External Plates
- Radio Station Grounded In Separate System With Separate External Copper Plate
- Isolation Transformer (380V) With Isolation Switch From Main Panel
- 20 Metre Shore Power Cable With Glendinning Cablemaster
- Battery Groups Are Supplied By AGM (With Sufficient Ah And Isolators For Non Use Times)
 - 1 X 24V DC 700 Ah
 - 1 X 24V DC 480 Ah For Emergency Supply
 - 2 X GEL 24V DC 12V 240Ah Main Engine Starting
 - 2 X GEL 24V DC 12V 200Ah For Diesel Generator Starting
 - 2 X GEL 24V DC 12V 160Ah For Radio Supply
 - 1 X Service Battery Charger
- All Lines Connected To The Main Switch Board And Distribution Boxes Are Fitted With Safety Trip Switches

- All Power Outlets Above 25V AC Fitted With Ground Poles And Carried To Ships Ground
- Ship Fitted With Combo Euro/US 220/110V Power Outlets At All Location For Worldwide Use
- All Circuits On Board Use Zinc Coated Cable (CABLOFIL) Appropriate To Load And To Class
- GROUND SYSTEM: All Metallic Parts Subject To Loading Are Grounded Appropriately
- Equipment Ground System; Motors, Equipment, Sea Chests Etc Are Connected Through A Copper Strip
- Bonding System To External Plates Runs Throughout Ship
- 1 X Emergency Battery Charger
- 1 X Main Engine Battery Charger
- 1 X Diesel Generator Battery Charger
- 1 X Radio Supply Battery Charger
- Main Electrical Switch Board In Engine Room-Protected Type IP21(High Quality With Engraved Identifiers)
- Thermo Magnetic Trip Switches MERLIN GERIN
- Main Isolators MERLIN GERIN
- Relay Switches TELEMECANIQUE, SIEMENS Or ABB
- "Split Bar" Distribution Sections With Manual Control For Partial Default Situations
- Circuit Breaker Protection From Overload And Blackout
- Automatic Generator Control
- All Sub Panels Constructed In Metal With Thermo-Magnetic Switches For All Circuits

Lighting Equipment

The Lighting System Is Distributed To The Local Switchboards At 220V For The Accommodation Areas And External Lighting, For Each Circuit, Toroidal Transformers Are Installed To Transform 220/24V AC Of Adequate Dimensions, Thus The Following Tensions For:

- 24V DC For Internal Accommodation And External Lighting
- 24V DC For Lighting Of Technical Spaces
- 24V DC For Emergency Lighting System

Engineer Room

- (2) MTU 16V 2000 M93 Diesel Engines With Apprx *830hrs Each
- ABT Hydraulic Bow Thruster 65HP Double 400mm Propellers
- ABT Hydraulic Stern Thruster 65HP Double 400mm Propellers In Transverse Stern Tunnel
- Zero-Speed Trac- ABT Stabilizers With 2 Stabilizing Fins Of Approx. 0.85 M2
- 2 Diesel 40KW Generators ONAN Model 40MDDCF

- 4 Automatic Bilge Pumps (Jabsco Immersion Type Rule 5000 24V) To 24 V In Each Of 4 Ship Compartments
- 4 Electronic Bilge-Level Sensors
- 4 Electronic Bilge Level Alarms
- 2 Electric Pumps(Gianneschi ACM 501 BT 250 Lt/min Up To Height Of 26m) For Firefighting/Bilge Duty
- 2 Manual Bilge Pumps For Engine Room Emergency And Chain Lockers (Jolly Junior 70lt/Min To 4mt Ht)
- Delivery Manifolds In Stainless Steel , With Manual Valves In Bronze
- Main Engine Sea Water Suction With Three Way Split For Emergency Bilge Suction
- Bilge Inspection Panel In Wheelhouse
- Pipe Work In Copper-Nickel(Cunipress) W/ SS Delivery Manifolds And Bronze Valves
- Portable Powder Extinguishers According To Regulations
- External Manual Fuel Shutoffs To All Machinery
- External Ventilation/Intake Air Shutoffs
- Smoke Detectors In All Areas Of The Vessel With Panel Wheelhouse Visual And Acoustic Warnings
- Smoke And Fire Detectors In Engine Room
- SS 900x600mm Rudders
- 2 Structural GRP Tanks Of 6000 Lt And 8000 Lt Capacity With SS Inspection Hatches
- 2 Day Tanks In SS Of 1000 Lt In Engine Room, With Inspection Hatches And Overfill Protection
- Visual Fuel Level Indicator(Weka) With Automatic Electric Refill Transferring
- L Diesel Oil Level Indicator In Wheelhouse And Flying Bridge With Sensor - Manufacturer San
- 380 V Fuel Transfer Pump- ACB 80 Gianneschi Manufacturer With Emergency External Stop
- 24 V ACB 80 Gianneschi Emergency Fuel Transfer Pump With Emergency External Stop
- Hand Pump For Emergency Fuel Transfer
- Centrifugal Fuel Separator Manufactured By Alpha-Laval Type Mib303
- Pump Controls And Warning Indicators In Both Engine Room And Wheel House
- 3 Fire Fighting Hydrants W/25 Mt Hoses- Fore Deck Locker, Aft Deck Locker And Engine Room
- 1 Fixed Fire Fighting System Of Type NAF125 Manufactured By Eusebi In The Engine Room Ext. Controllable
- Provision For Marpol Flange On Bilge Pump Line, With Connection From Garage To Pier
- Suction And Delivery Induction Manifolds In Stainless Steel
- Pipe Work In Stainless Steel 304 Flanged
- Pipe Work In Copper-Nickel (Cunipress)

Exclusions

Owner's personal belongings.

Disclaimer

The Company offers the details of this vessel or yacht in good faith but cannot guarantee or warrant the accuracy of this information nor warrant the condition of the vessel. A buyer should instruct his representatives, agents, or his surveyors, to investigate such details as the buyer desires validated. This vessel or yacht is offered subject to prior sale, price change, or withdrawal without notice.

PHOTOS




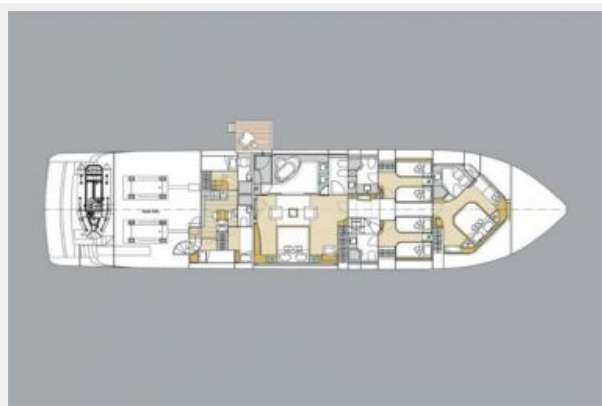



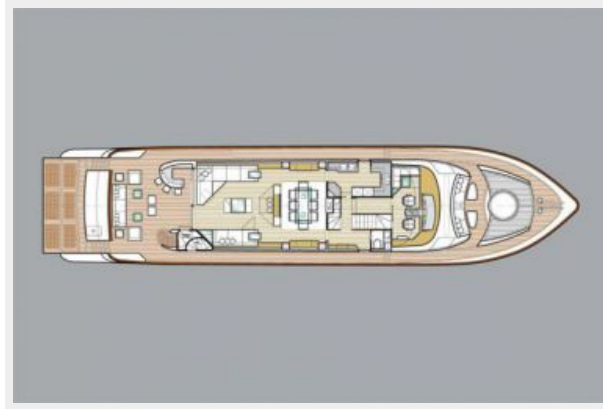












CONTACTS

Andrey Shestakov, leading yacht broker of the sales department of Shestakov Yacht Sales Inc. Shestakov Yacht Sales Inc., the official representative of the Miami/Fort Lauderdale FL headquarters.

Contact details

Email: andrey@shestakovyachtsales.com

Web: shestakovyachtsales.com/en/

Telephones

USA: +1(954)274-4435

Office hours

Monday – Saturday: **9:00 - 21:00** EDT

Sunday: **closed**

Address



Harbour Towne Marina, 850 NE 3rd St,
STE 213, Dania, FL 33004