

## SEA FEVER — MCQUEEN



**Судостроитель:** MCQUEEN

**Год постройки:** 2002

**Модель:** Моторная яхта

**Цена:** **ЦЕНА ЯХТЫ ПО ЗАПРОСУ**

**Местонахождение:** United States

**Длина общая:** 90' 0" (27.43m)

**Ширина:** 22' 0" (6.71m)

**Мин. осадка:** 5' 7" (1.70m)

**Крейс. скорость:** 10 Kts. (12 MPH)

**Макс. скорость:** 15 Kts. (17 MPH)

Купить **Sea Fever — MCQUEEN** а также выбрать подходящую вам яхту из нашего каталога яхт вам поможет опытный яхтенный брокер Андрей Шестаков. На сегодняшний день компания **Shestakov Yacht Sales Inc.** имеет большое количество яхт в собственном списке продаж, а также тесно сотрудничает со всеми крупными яхтенными производителями по всему миру.

Для того чтобы купить яхту **Sea Fever — MCQUEEN** а также проконсультироваться по любому вопросу связанному с покупкой, продажей, чартером яхт позвоните по телефону **+7(918)465-66-44**.

# ОГЛАВЛЕНИЕ

ОГЛАВЛЕНИЕ	2
ХАРАКТЕРИСТИКИ	4
Основная информация	4
Размеры	4
Скорость, вместимость и масса	4
Размещение	4
Корпус и палуба	5
Информация о двигателе	5
ПОДРОБНОЕ ОПИСАНИЕ	6
Vessel Walkthrough (Starting Aft)	6
Designers	9
Construction	9
Tankage	9
Galley	10
Audio and Visual Equipment	10
Electronics and Navigation Equipment	10
Electrical Equipment	11
Engine and Mechanical Equipment	11
Deck Equipment	12
Tenders and Toys	12
Other Features	12
Remarks	12
Exclusions	13
Исключения	13
Отказ от ответственности	13
ФОТОГРАФИИ	14
Interior Layout	18
Profile and Deck Layout	18

КОНТАКТЫ	19
Контактная информация	19
Телефоны	19
Время работы	19
Адрес	19

# ХАРАКТЕРИСТИКИ

## Основная информация

Тип судна: Моторная яхта	Подкатегория: Long Range Cruiser
Модельный год: 2003	Год постройки: 2002
Страна: United States	Верх: Bimini Top
Открытая палуба мостика: Да	

## Размеры

Длина общая: 90' 0" (27.43m)	Ширина: 22' 0" (6.71m)
Мин. осадка: 5' 7" (1.70m)	

## Скорость, вместимость и масса

Крейс. скорость: 10 Kts. (12 MPH)	Дальность на крейсерской скорости: 3000
Макс. скорость: 15 Kts. (17 MPH)	Чистый вес: 112 Pounds
Вместимость воды: 700 Gallons	Вместимость сточного бака: 500 Gallons
Объем топливного бака: 5200 Gallons	

## Размещение

Всего кают: 3	Спальные места: 6
Всего ком. состава: 6	Каюта капитана: Да
Койки экипажа: 5	

## Корпус и палуба

Материал корпуса: Fiberglass	Комплектация корпуса: Semi-Displacement
Дизайнер экстерьера: Ed Monk, Jr.	Дизайнер интерьера: Jon Pokela

## Информация о двигателе

Двигатели: 2	Производитель: Caterpillar
Модель: 3406E	Тип двигателя: Inboard
Тип топлива: Diesel	

# ПОДРОБНОЕ ОПИСАНИЕ

## Vessel Walkthrough (Starting Aft)

**Swim Step:** Normally used for boarding, **SEA FEVER's** swim step is 6' wide. It has 7 small fittings for chocks and tie-downs for carrying the 14' tender (normally stored on the boat deck) if desired. In addition, it has removable U-shaped stainless steel railings (staples) to accommodate boarding from the deck or other boats as the need arises. Under the swim step are a fixed swim ladder and four underwater lights. **Aft Deck:** **SEA FEVER's** aft deck is accessible from the swim step via integral port and starboard steps with stainless steel gates at the top. At the top of both steps are mounts for the passerelle. The deck here, and only here, is covered with teak. There is a varnished teak dining table on two polished stainless steel pedestals which can expand to accommodate 8 people. At the table are four folding director's chairs (an additional two chairs are stored on board). Aft of the table is a watertight electrically lifted hatch which leads to the lazarette below. The lazarette can also be reached from the engine room through a watertight door. Behind the hatch in the center of the transom bulwark is a 120-gallon saltwater aquarium or bait tank with a viewing window that's visible from the salon. In addition, the aft deck has: Hot and cold fresh water shower, sea water wash-down hose, high pressure hose for cleaning bottoms of tenders, and controls for the underwater lights. All located in the starboard bulwarks of transom. 100-gallons gasoline tank with nozzle for fueling outboard motors of the 2 tenders and wave runner. Located in port bulwarks of transom. Compartment for dive gear with remote tank fill. Located port side of the aft deck. Stainless steel ladder to boat deck. Located in the forward port corner of the aft deck. Weatherproof engine room hatch with stainless steel ladder to engine room. Located below aft salon window. Stainless steel sink, new stainless steel U-Line refrigerator ('13), and Gaggeneau BBQ. Located in forward starboard corner of aft deck. (2) Life rings. (2) Electric foot switches for hydraulic stern winches **Salon:** The main entry to the salon is through a 1/2" thick glass door from the aft deck. The salon has very comfortable amenities for the owner and guests: a large sofa, two arm chairs, and an oval coffee table with granite top. On the forward bulkhead is a 1950 vintage Steinway upright piano (with electronic automatic player). Above the piano mounted on the wall is a Stainer violin made in 1669 (a then competitor to Stradivarius). In the aft starboard corner in front of the large aft salon window is a 50" plasma TV in a pop-up cabinet and a full surround sound/video system. In the port aft corner of the salon is a handsome display cabinet with beveled lead crystal glass doors and custom fitted storage for liquor and wine. **Dining Salon:** The dining area is open to the salon, amidships, and forward to port. Adjacent to the galley, it has a stunning crotch mahogany and Madrona burl table for 8 guests, a curved, built-in dining settee, and three dining chairs. Above the table is a Chihuly inspired hand blown glass creation with fiber optically lighted petals by Bremerton, WA artist, Scott Curry. At the forward end of the dining salon is another cabinet with beveled leaded crystal glass doors for dinnerware, goblets, and wine glasses. To port of the cabinet is a spiral stairway to the staterooms below. Outboard is one of many custom made, round Freeman port lights found throughout the yacht. On either side of the china cabinet is a spiral stairway that leads to the flybridge. The salon and dining salon have over-sized bonded windows glazed with a 3/8" bronze-tinted glass, Madrona valances, and electrically controlled

wood slat blinds. The large windows provide unobstructed views from a seated position and give the entire area a very spacious and open feeling. Lighting here is a mixture of recessed dimmable down lights in the ceiling and glass and stainless steel sconces on the walls. **Galley:** To starboard of the dining area is a serving bar with sliding screens which can be used to close off the galley. The bar is topped with granite. The galley floor is covered with 3" planks of Sapele wood. The counter tops are finished in golden granite. On the outboard side of the galley, is a double stainless steel sink (one deep & large, and one small, both with garbage disposals). Over the counter is a custom round Freeman port light. (Details of galley and appliances outlined in "Galley" subsection). **Wheelhouse:** Up a few steps from the dining area is the very roomy and inviting wheelhouse. The sole in this area is finished in 3" Sapele planks with an inlaid border of dark Wenge. In the aft starboard corner is the captain's office with a built-in desk and leather executive chair. In the port aft corner of the wheelhouse are a raised brown leather settee and wood pedestal table. All the way forward is the yacht's main console with work spaces on either side. At the console are a Stidd Luxury Admiral's helm seat and a large stainless steel wheel.

To the right of the console is a leather settee that seats up to three observers or doubles as a pilot berth. On the console itself under the forward raking windshield are five Samsung 19" LCD monitors (new '13) for displays for a wide variety of systems. (See details under "Electronics").

Raised wood moldings around the console and throughout the wheelhouse double as handrails.

**Day Head:** Directly behind the captain's office in the wheelhouse is a day head with Headhunter toilet, sink, and custom made round Freeman port light.

**Lower Deck: Foyer:** The lower deck foyer is accessed by a spiral stairway from the forward port side of the dining salon. It separates the owner's stateroom from the guest staterooms and has a granite floor and a red, white, and blue glass Scott Curry sculpture mounted on a polished chrome pedestal. Three doors lead from the foyer to the owner's and guest accommodations. **Owner's Stateroom:** The owner's stateroom is full width and amidships and is located aft and a few steps below the foyer. It features a fore and aft king size bed with handcrafted Lalique lamps on built-in cabinets on either side of it. The walls here are padded and covered with Italian Cashmere. Carpeting is wool.

Along the starboard side of the stateroom are a number of built-in drawers. On the port side are built-in matching drawers, a portion of which have been modified by McQueen's Yachts to make a cleverly concealed desk for the owner which pulls out and retracts very easily, and a cedar lined closet. At the foot of the bed is a large hatch in the sole which accesses a large bilge compartment where a message table on a custom built sliding rack is stored, as well as wine, cases of water and soda, and miscellaneous engine room supplies. At the forward end of the master stateroom are ensuite "his and hers" bathrooms. "Her" side, to starboard, has a bidet, Headhunter toilet and sink as well as a Lalique mirror. "His" side has a Headhunter toilet and sink. Sinks on both sides have hand-cut crystal bowls that can be lit from below. The floors in both bathrooms are granite and heated. Between the bathrooms is a walk-through shower finished in granite with body wash and shower heads. On the forward bulkhead of the master stateroom there is a 42" flat screen plasma TV (Panasonic Th42PWD3) which can be used as a monitor for most of the wheelhouse electronics: radar, depth, CCTV, Chart software, and Simon Monitoring System. In addition, this stateroom has a complete surround sound/video system and in close proximity to the bed, a Hydra 3000 display and an ICOM VHF handset. Port lights on both sides of the stateroom are covered with slatted wood blinds. Glass and chrome wall sconces provide light as well as dimmable down recessed lights in the ceiling. Overhead in the

forward starboard portion of the stateroom is a removable panel/escape hatch that leads to the galley. **VIP Stateroom:** The VIP stateroom is amidships to starboard. It features a queen size bed, mounted athwartships, a cedar lined closet with a custom wine cabinet, an en suite bathroom with heated granite floors and a granite shower. Sliding Shoji screens cover two port lights. **Guest Stateroom:** The guest stateroom is amidships to port. It features a queen size bed with a built-in settee at the foot of it, cedar lined closet, an en suite bathroom with heated granite floors and a granite shower. A sliding Shoji screen covers one port light here. Both the VIP bed and the guest stateroom beds have storage under the mattresses which can be raised electrically for easy access. A bilge compartment under both guest staterooms houses the "brains" for the entertainment systems, two hot water heaters, a black and a gray water tank, and the central vacuum system. This area is accessible from both staterooms but is more easily reached through the VIP. **Crew's Quarters:** Crew's quarters are located in the bow with access from a stairway from the port side of the wheelhouse. They include a crew lounge, separate captain's cabin, shared bathroom with a toilet and shower, and a bow cabin with three berths. (One berth to port and upper and lower berths to starboard). The crew lounge contains a fixed table (which doubles as an ironing board) with built-in seating to port, a Whirlpool Duet washer and dryer to starboard, a stainless sink with cupboards above, a microwave, an entertainment system, and a mini fridge located near the bottom of the companionway from the wheelhouse. There is a large Freeman opening hatch overhead with electrically controlled bug and black-out screens. Below the crew lounge is a large, stand-up pantry/storage area with a custom, stainless steel 37.5 cubic foot freezer, shelves (to port & starboard) for parts and dry stores, and easy access to the bow thruster. The captain's cabin is to starboard and opposite the crew lounge. It has a double berth, cedar lined drawers & lockers, and a 24" TV monitor with remote control that permits the captain to watch TV, DVD's or any of the screens visible in the wheelhouse. In addition, there is a Hydra 3000 and a VHF here. Overhead is an opening hatch with bug and black-out screens. The crew bathroom with toilet, sink, and shower is situated across from the crew lounge and adjacent to the captain's cabin. It is accessible through the captain's cabin or through the lounge. Forward of the captain's cabin and crew lounge through a watertight door is the crew cabin with three berths, drawers, and cupboards. Just inside of the watertight door and to starboard is a stainless steel ladder to the foredeck. Additional water tight bilge access and storage below. **Upper Deck:** The flybridge is accessed via a spiral stairway in a skylighted rotunda from the port side of the wheelhouse. The stairway has a custom stainless steel and Sapele handrail and a weatherproof hatch at the top. The upper helm station (forward) is covered by a bimini top and has seating for 5 people in separate helm chairs. In the starboard aft area of the flybridge is a large built-in L-shaped settee (with uninterrupted storage beneath the full length of the seat) and two tables. Behind the settee is a six-person hot tub. To port and starboard are large sun beds. Each has two large storage compartments under them. Forward of these, to port outboard, is a cabinet with a Gaggenau electric BBQ and refrigerator. Just aft and down a step is the boat deck which has a Manitowoc 200# per day icemaker and a new bait freezer. On the starboard side of the boat deck is a 2,500 lb. Steelhead crane which is capable of launching the yacht's tenders and wave runner off the starboard side or over the stern. A 18' Novurania is stored here facing fore and aft. A 14' Novurania is stored athwartships at the aft end of the boat deck and a wave runner is stored on the port side (new 2012). (See "Flybridge Electronics" for more details). **Foredeck:** Below and forward of the wheelhouse windshield, on the raised foredeck, are three watertight



hatches over the crew's quarters. At the bow are a Bruce 242 lb. anchor with chain and chain locker, and a Maxwell 4500 VWC hydraulic windlass. Also located here are two high pressure nozzles to clean the chain plus a hand-held high pressure nozzle for cleaning the chain and anchor as it's raised.

## Designers

---

Ed Monk Jr. & son, Dan, naval architects Engineering and structural design by Timothy J. Nolan, marine engineer Interior plans by John Pokela, naval designer, and owners Interior decor by William Miller Owners representation and engineer, John Rasmussen, responsible for selection, design, and installation of many of the mechanical, electrical, and electronics components

## Construction

---

**Hull:** Airex cored fiberglass hull built by Lann Toolign Technologies, Inc. of Tacoma, WA using Hydropel fiberglass fabric and Hydrex 33-253 blended resin - a stronger, lighter, and more resilient material than polyester resins. Cockpit, main deck and house parts, flying bridge, and boat deck components built by McQueen's Yacht Ltd. using Hydropel H015-AP resin in conjunction with glass fabric. Model of hull hydronamically tank tested at B.C. Research Ocean Engineering Center in Vancouver, BC, by Ed Hagemann of Hagge Marine, Inc. to determine speed power characteristics of the hull designed for a cruising speed of 10 to 12 knots and a top speed of 15.5 knots. A great deal of emphasis given to sound treatment throughout the hull, bulkheads, decks, and overheads with particular attention given to engine room. Bare hull was towed to Canada where it was completed by Doug McQueen, his general manager, Tim Bell, and over 50 craftsmen of McQueen's Yachts, Ltd. of Richmond, BC. **Interior Woods:** Combination of six colors of woods from various parts of 5 varieties of trees: African Sapele, Sapele Pomele figure, Madrona Burl, Wenge, English sycamore, and Crotch Mahogany. All interior wood natural (unstained) with 3 coats of catalyzed lacquer. **Other Interior Special Materials:** Two colors of granite custom molded to almost half their normal thickness to reduce the weight of the yacht. Golden colored "giallo veneziano" and "Absolute Black". Windows, ports, and hatches glazed with a 3/8" bronze-tinted glass except pilothouse windshield, which is 1/2" clear glass.

## Tankage

---

**Diesel:** 4 tanks - 5,200-gallons useable (2) Adjacent to master stateroom, port and starboard sides, 1,100-gallons each (1) Under master stateroom berth - 600-gallons (1) Amidships under aft portion of guest staterooms - 2,400-gallons **Fresh Water:** (2) Tanks - 350-gallons each = 700-gallons total located in lazarette **Gas for tender:** (1) 100-gallons built into aft lazarette wall **Black Water:** (1) 100-Gallons under port master stateroom head (1) 200-Gallons in guest stateroom bilge **Grey Water:** (1) 200-Gallons in guest stateroom bilge

---

## Galley

---

**Main Galley:** Gaggenau oven and electric cook top Dacor convection/microwave oven and extractor hood Frigidaire dishwasher (new '12) Broan trash compactor (new '12) Sub-Zero 700 TF floor to ceiling, 22 cubic ft. freezer & matching 700 RF, 22 cubic ft. refrigerator Sharp LCD 10" TV (displays whatever is playing in Salon) **Crew Area:** Small crew lounge with built-in settee and table Whirlpool High Capacity Duet Sport washer & dryer Small refrigerator in companionway to wheelhouse **Forward Bilge:** Large pantry and storage under crew lounge with a custom double door stainless steel (37.5 cubic ft. total storage) freezer, shelves for dry stores, and access to bow thruster.

---

## Audio and Visual Equipment

---

KVH Trac Vision HD7 Satellite dish and (6) GLA + (6) DirecTV receivers Universal remote control boxes in every cabin (new 2013), and salon - these control all audio-visual functions in each cabin (doing away with separate remotes for each item) Each screen throughout the boat (except office computer) can also display current channel playing in salon Music files played on office computer or Apple device via AirPlay, can be played in all areas throughout boat. **Salon:** Panasonic DMR-HS2 DVD (with 20 GB hard drive) JVC Super VHS HR-S5911U Pioneer 50" plasma TV Elan audio amplifiers control the audio throughout Yamaha audio/visual amplifiers **Captain Cabin, Crew Mess, Port Guest, Starboard Guest all contain:** Samsung 24" flat screen LCD in Captain's Cabin Samsung 17" flat screen LCD's in other cabins Panasonic SA PM08 DVD/CD players & Yamaha DVD/CD player (captain's cabin) Marantz RC9200 Controller (touch screen color) in crew area **Master Stateroom:** Phillips 42" plasma TV Panasonic SA PM08 DVD/CD player Universal remote control

---

## Electronics and Navigation Equipment

---

**Wheelhouse:** (5) Samsung 19" monitors (new '13) displaying all the electronic equipment (ability to display any function on any screen including audio entertainment from salon) Elbex closed circuit TV (CCTV) controller controls, (4) controllable cameras (3 external, 1 engine room), and (4) fixed cameras (2 engine room, 2 lazarette) Extron Matrix Switcher allowing any signal to be displayed on any monitor Furuno 2115 Black Box radar, (12 kW / 96 nm range) Furuno 2125 Black Box radar, (25 kW / 120 nm range) with ARPA Furuno FCV-1200L color depth sounder Furuno GP-37 GPS Furuno GPS compass (interfaced with radar, autopilot, Nobeltec, etc.) ICOM IC M502 VHF ICOM IC M602 VHF interfaced with exterior loud hailer (fog horn) fore and aft Mf/hf ICOM IC M710 SSB Ritchie magnetic compass Twin Disc Power Commander engine control (2) CAT engine displays Carlisle and Finch search light control (3) B&G Hydra 3000 displays B&G apparent wind indicator Buell air horns Speich windscreen wiper control unit Sea Tel antenna control Emergency engine controls (2) Vantage Marine watermaker remote controls Wesmar stabilizers: Digital Brain and controller upgraded in September 2010 Simrad Robertson AP20 autopilot controller with Robertson FU 35 controller (follow-up) on nav chair Jastram rudder indicator and follow-up indicator OLC controlled fully automatic Tank Sentry Control Monitoring

System (Custom and Headhunter) (2) HP Marinised computers each with remote mouse and keyboard. One for chart software (Nobeltec Timezero Odyssey, new '12). (Both are capable of Nobeltec or Simon or both). The two computers are connected by Ethernet and each is capable of running each or both of the systems at any one time. Simon monitoring system for all ship's systems **Flybridge:** Ritchie Magnetic compass Furuno GPS GP-37 Furuno FCB-1200L depth sounder control (radar can be controlled from bridge, or flybridge by turn of a switch) (2) Cat engine displays Carlisle and Finch search light control B&G Hydra 3000 display 2125 Radar control (radar can be controlled from bridge, or flybridge by turn of a switch) (3) Nauticomp Sunlight 17" displays (new '11) SIMRAD Robertson AP20 autopilot controller with Robertson FU 35 controller (follow-up) on nav chair Jastram rudder indicator Twin Disc Power Commander engine control **Office in Wheelhouse:** Elite computer Wave WiFi antenna control connected throughout boat by Ethernet and wireless router. Playback of music files throughout boat. Skymate e-mail system KVH FB250 satellite phone and internet HP printer, fax, scanner Panasonic PBX switching system for all on-board phones Built-in boat cell

## Electrical Equipment

110V/240V AC, 12V, 24V DC (2) Northern Lights 40 kW generators. Port - 22,100 hrs (10/14) (total rebuild at 18,100 hrs.). 4,000 hrs since rebuild (2013). Starboard - 22,100 hrs (10/14) (total rebuild 18,300 hrs.). 3,800 hrs. since rebuild (2013) (1) Northern Lights 16 kW generator in lazarette Glendinning 100-amp shore power, dual retrieval system Autosshore electrical supply unit with dual frequency (50/60 cycle) Ocean Electrosystems PLC ship/shore switching system (3) Trace 4 kW inverters powered by 3000 amp/hour 24V system supplied through 2V cells (3) Newmar 95A, 24V battery chargers ASEA 15 kW frequency converter (most items are 50/60 cycle). ASEA converter for those items that are not dual cycle (2) 8D engine starting batteries (new '13) (3) 12V generator starting batteries (new '13) (8) 24V Commercial Varta lead-acid house batteries for house service (new '11) (2) 12V batteries for radio communication and navigational equipment with separate charges - located on flybridge (2) 150-amp, 24V alternators, one on each of the Caterpillar main engines

## Engine and Mechanical Equipment

Twin 800 hp Caterpillar 3406E engines: Both engines are rebuilt (February 2015) with 20 hours and one year or 1000 hour warrantee 8.8 knots at 1100 RPM's. Consumption = 10 gph total with one generator. Range = 3,000 nm 10.2 knots at 1500 RPM's. Consumption = 25 gph total with one generator. Range = 2,200 nm Wesmar Vortex, model V2-16 hydraulic bow thruster Wesmar Vortex, model V2-12 hydraulic stern thruster Wesmar DSP4800 digital stabilizers, 12 sq. ft. fins - updated 09/10 Maxwell 4500 VWC hydraulic windlass Steelhead 2500 lb. hydraulic crane davit Delta T system for engine combustion and cooling air Alfa Laval 303 fuel centrifuge Waste oil tank (70 gal.) and lube oil tank (70 gal.) with oil change system (2) New PTO hydraulic pumps (10/09) running off each main engine Auxiliary (5 hp) motor/pump for running hydraulics without engines Marine Exhaust underwater system complete with bypass mufflers Soundown soundproofing engineered by Tim Nolan Marine Design Aqua Air chilled water air conditioning,

(2) compressors plus air handlers in each cabin/area Heating elements built into all air handlers  
(2) Vantage Marine watermakers (6,814 l/1,800 US gals/day each) Zeolite water softening system and UV sterilizer Automatic dock water fill system (2) 40-Gallon AO Smith hot water heaters - 12/2010 FM 200 fire system (3) CO2 Fireboys (automatic release systems, forward bilge, electronics bilge, and lazarette)

## Deck Equipment

---

Freeman Marine hatches and closures Bruce 242# anchor with 400' 5/8" chain (2) Fortress anchors, (stern anchor/reserve bow anchor) MarQuipt Tide-Ride ladder stored in port bulwarks Full compliment of dock lines and fenders Snubber for anchor chain Tow hawser DBC 8-man life raft in hard case Zodiac 8-man life raft in hard case Manual passerelle Carlisle and Finch 15-million candle power search light 406 mhz EPIRB (ACR Electronics)

## Tenders and Toys

---

Novurania MX530 18' tender with Yamaha 115-hp, 4-stroke outboard fully equipped for fishing Novurania MX430 14' tender with Yamaha 40-hp, 4-stroke outboard Beachcomber 6-person hot tub (fresh or salt water) with 12 kW heater Bauer Junior 2 dive compressor (2) Sets scuba gear Wake board and water skis Brownie SNUBA system for dive tanks

## Other Features

---

35' air draft - without SSB antenna

## Remarks

---

Four years in the making from concept to christening, **SEA FEVER**, ex: **CROSSER**, is a stellar example of a quality custom yacht: very well built, safe and functional, quiet and aesthetically pleasing. Designed by Ed Monk, Jr. for a seasoned yachtsman who wanted a seakindly and comfortable long range cruiser, a great deal of time and effort went into tank testing her hull, engineering her systems, selecting her machinery, electronics, and equipment, and planning her stunning interior. This same level of attention to detail was sustained throughout the building process and is evidenced by the flawless fit and finish that were done by McQueen's Yachts Ltd. Having cruised over 27,000 miles since the present owner purchased her in late 2011, **SEA FEVER** has definitely proven herself as a trouble-free, seaworthy and economical LRC. Not only is she ready to embark on another passage, but she has been kept in superb condition by her very conscientious owner and professional crew. This is an excellent opportunity for anyone looking for an elegant yet "no-nonsense" fiberglass passagemaker.

## Exclusions

---

Fujinon binoculars (two pairs in wheelhouse) Cruising guides, chart books, charts (wheelhouse). Boat fishing gear (located throughout boat) Defibrillator Owner's personal belongings Captain and crew personal belongings Metal fish sculpture in pilothouse

## Исключения

---


При продаже яхты исключаются личные вещи владельца.

## Отказ от ответственности


---




Компания предоставляет описание судна или яхты добросовестно, но не может гарантировать точность этой информации, а также не ручается за техническое состояние. Покупатель должен проинструктировать своих агентов или оценщиков исследовать представленную информацию более подробно, по собственному желанию. Продажа судна или яхты, изменение цены или снятие с продажи будет происходить без предварительного уведомления.

## ФОТОГРАФИИ





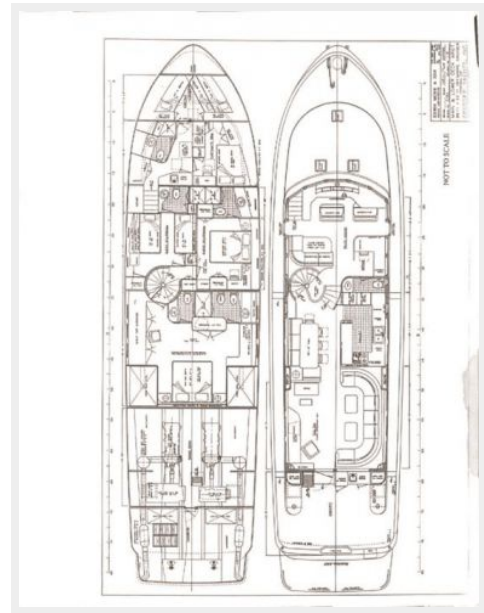




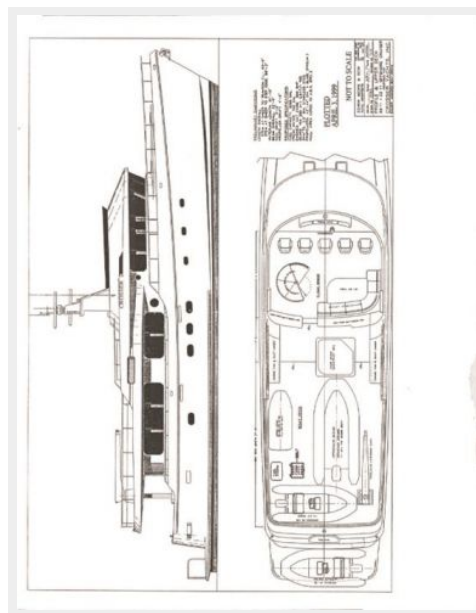




## Interior Layout



## Profile and Deck Layout



# КОНТАКТЫ

---

Андрей Шестаков (Andrey Shestakov) – ведущий яхтенный брокер отдела продаж яхт и судов компании Shestakov Yacht Sales Inc. Официальный представитель Shestakov Yacht Sales Inc. для русскоговорящих клиентов в центральном офисе компании в Майами/Форт Лодердейл/Флорида/США.

## Контактная информация

---

Email: **andrey@shestakovyachtsales.com**

Web: **[shestakovyachtsales.com](http://shestakovyachtsales.com)**

## Телефоны

---

Краснодарский край: **+7(918)465-66-44**

США, Майами, Флорида: **+1(954)274-4435**

## Время работы

---

Понедельник – Суббота: **9:00 - 21:00**  
EDT

Воскресенье: **Закрыто**

## Адрес

---



Harbour Towne Marina, 850 NE 3rd St,  
STE 213, Dania, FL 33004