

LASON — HARGRAVE



Судостроитель: HARGRAVE

Год постройки: 2006

Модель: Моторная яхта

Цена: **ЦЕНА ЯХТЫ ПО ЗАПРОСУ**

Местонахождение: United States

Длина общая: 108' 0" (32.92m)

Ширина: 23' 0" (7.01m)

Мин. осадка: 6' 0" (1.83m)

Крейс. скорость: 17 Kts. (20 MPH)

Макс. скорость: 20 Kts. (23 MPH)

Купить **Lason — HARGRAVE** а также выбрать подходящую вам яхту из нашего каталога яхт вам поможет опытный яхтенный брокер Андрей Шестаков. На сегодняшний день компания **Shestakov Yacht Sales Inc.** имеет большое количество яхт в **собственном списке продаж**, а также тесно сотрудничает со всеми крупными яхтенными производителями по всему миру.

Для того чтобы купить яхту **Lason — HARGRAVE** а также проконсультироваться по любому вопросу связанному с покупкой, продажей, чартером яхт позвоните по телефону **+7(918)465-66-44**.

ОГЛАВЛЕНИЕ

ОГЛАВЛЕНИЕ	2
ХАРАКТЕРИСТИКИ	6
Основная информация	6
Размеры	6
Скорость, вместимость и масса	6
Размещение	6
Корпус и палуба	7
Информация о двигателе	7
ПОДРОБНОЕ ОПИСАНИЕ	8
Introduction	8
Interior Walkthrough	8
Crew	9
Aft Deck	9
Flybridge	9
Communication/Navigation/Entertainment Systems	9
Deck Equipment	10
Air Conditioning	10
Generator & Electricity	11
Other Machinery	11
Engine Room	11
Security/Fire & Safety Equipment	11
Factory Installed Items	11
Exclusions	19
Исключения	19
Отказ от ответственности	19
ФОТОГРАФИИ	20
Salon	20
Salon	20

Dining	20
Dining	20
Dining	20
Dining	20
Sconce	21
Galley	21
Galley	21
Galley	21
Country Kitchen	21
Foyer	21
Master Stateroom	22
Master Stateroom	22
Master Stateroom	22
Master Stateroom	22
Master Stateroom	22
Master Head	22
Master Head	23
VIP Stbd.	23
VIP Port	23
VIP Stbd.	23
VIP Head Fwd.	23
VIP Port	23
VIP Head Port	24
Guest Forward Stateroom	24
Guest Forward Head	24
Guest Twin Bunks	24
Guest Twin Bunks Head	25
Guest Sitting Area	25
Guest Sitting Area	25

Guest Day Head	25
Pilothouse	26
Pilothouse	26
Pilothouse	26
Flybridge	26
Flybridge	26
Helm Seating	26
Bow Sitting Area	27
Bow Sitting Area	27
Sun Deck Sitting Area	27
Flybridge	27
Flybridge	27
Flybridge	27
Flybridge Dining	28
Flybridge Dining	28
Flybridge	28
Aft Dining	28
Aft Dining	28
Aft Dining	28
Aft Deck Bell	29
Port Walkway	29
Crew Quarters	29
Crew Quarters/Laundry	29
Crew Quarters	29
Crew Quarters	29
Crew Quarters	30
Crew Quarters	30
Crew Quarters Head	30
Sea Doo's	30

Engine Room	30
Engine Room	30
Engine Room	31
Engine Room	31
Engine Room	31
Engine Room	31
Layout	32
КОНТАКТЫ	33
Контактная информация	33
Телефоны	33
Время работы	33
Адрес	33

ХАРАКТЕРИСТИКИ

Основная информация

Тип судна: Моторная яхта

Подкатегория: Raised Pilothouse

Модельный год: 2006

Год постройки: 2006

Страна: United States

Верх: Raised Pilothouse

Размеры

Длина общая: 108' 0" (32.92m)

Ширина: 23' 0" (7.01m)

Мин. осадка: 6' 0" (1.83m)

Скорость, вместимость и масса

Крейс. скорость: 17 Kts. (20 MPH)

Макс. скорость: 20 Kts. (23 MPH)

Водоизмещение: 260000 Pounds

Вместимость воды: 600 Gallons

Объем топливного бака: 4000 Gallons

Размещение

Всего кают: 5

Спальные места: 10

Всего ком. состава: 8

Каюта капитана: Да

Каюты экипажа: 3

Койки экипажа: 5

Корпус и палуба

Материал корпуса: Fiberglass

Комплектация корпуса: Modified V-Hull

Дизайнер корпуса: Hargrave Yacht
Design

Информация о двигателе

Двигатели: 2

Производитель: Caterpillar

Модель: C-32

Тип двигателя: Inboard

ПОДРОБНОЕ ОПИСАНИЕ

Introduction

LASON is a 108' Hargrave raised pilothouse motor yacht with a traditional yacht profile that is easy on the eye.

Underneath a low profile hard top (designed to have clearance to enter Haulover Cut bridge for the owner) are three Stidd helm chairs fronting the helm console to port and a forward-facing observation seat for two to starboard on Flybridge.

Next comes a curved Corian-topped service bar accommodating four stools. For meals, there are large and small tables fronting large and small L-shaped settees. Aft of the seating area are chocks for a pair of Jet Skis and a stairway to the aft main deck. Farthest aft are three double sun chaises atop commodious stowage lockers.

The sun deck's spaciousness is partly due to the yacht's beam of 23 feet, as well as the captain's suggestion during the build that the side-deck combings be pushed out to the beam. Eliminating that combing step probably gained us at least seventy-five square feet of useful space without compromise.

The shaded aft lower main deck is a prime spot for dining and is accented with a gloss-finished teak overhead feature that incorporates lighting and mirrors the shape of the eight-seat table below.

Interior Walkthrough

Main Salon/Dining

Entering through the wide exterior sliding door, you will enter the elegant expansive salon highlighted by well-done warm Sappelli Mahogany and Rosewood joinery work throughout surrounded by oversized windows, plush carpeting and very comfortable sitting areas. Continuing on to the formal dining area and chairs where one can entertain in style and grace.

Master and VIP Guest Staterooms

As you move forward past the formal dining area and to port you will find the stairway leading to the foyer which intersects the master stateroom with the two VIP staterooms.

The full beam Master Stateroom located off the airy foyer leads you into a world of lavish fabrics, with double walk-in closets and a cozy lounge area as a retreat for quiet times. She also has enormous, very well-appointed his & hers bathroom...The two spacious VIP staterooms are equally desirable for family and guests. With plenty of storage, gorgeous ensuite heads, lush

fabrics and carpeting make each room a home away from home. Your guests won't want to leave.

Day Head

Continuing up and forward you will find the spacious day head and easy access to the raised Pilothouse and the well-equipped helm area.

Country Kitchen

Continuing forward you will enter a very comfortable well-appointed large country kitchen. This area has great visibility through large windows because there are no overhead cabinets to obscure the view through the side windows or large forward windows overlooking the bow area. The galley features a large comfortable eat-in dinette for informal dining with warm granite counter tops and plenty of room for storage just forward of the dinette.

Additional Forward Staterooms

Just forward and to starboard of the country kitchen is access to two additional well-appointed guest staterooms. One guest stateroom is forward with a full/queen bed and ensuite head and the other guest stateroom just to port with over/under berths and ensuite head.

LASON is in excellent condition and seriously for sale. You are encouraged to see her in person... you will not be disappointed!

Crew

- (1) Captain Cabin
- (2) Crew Cabins with twin bunkbeds

Aft Deck

The shaded aft main deck is the prime spot for dining and is accented with a gloss-finished teak overhead feature that incorporates lighting and mirrors the shape of the eight-seat table.

Flybridge

The spacious flybridge is perfect for open-air living. There is ample seating for guests and features (3) sun pads, a bar with seating for (4) and (2) settees with adjoining tables. The helm has (3) chairs for captain and guests to enjoy the journey to exotic locations.

Communication/Navigation/Entertainment Systems

Communication Systems:

- ICOM IC-M606 VHF
- Tracvision G6 SAT DV3

Navigation Systems:

- Simrad CA-44 Radar
- 5" Danforth Magnetic Compass
- Simrad AP-20 Auto Pilot
- (2) Raymarine ST-60 Depth Sounder
- Furuno DGPS GP-37 GPS
- Hewlett Packard Weather Fax
- (3) Samsung Laser Plotters (Lower Station)
- Nauticomp Laser Plotter (Upper Station)
- (2) Raymarine ST-60 Wind/Speed Log
- Furuno Navtex

Entertainment Systems: Video Equipment

- Sharp LCD TV w/ Desay DVD (Master Stateroom)
- 43' Pioneer Plasma TV w/ Samsung DVD (Main Salon)
- Sharp LCD TV w/ Zenith DVD/VCR (Galley)
- KVH SAT TV
- Denon DVD Player

Audio Equipment

- Sony CD Player (Main Salon)
- Denon Receiver (Master Stateroom)
- Pioneer AM/FM CD/DVD Player (Guest and Crew Cabins)

Deck Equipment

- Maxwell 4500 Hydraulic Anchor Windlass System
- (2) Anchors
- (2) 150 lb SS Anchor w/ 300' Chain
- Quick Lift 2000 lb Boat Crane and Davits

Air Conditioning

- Cruisair BTU 212.600

Generator & Electricity

- 120/240 Volts, Phase 1, 60 Hz Output
- (2) Onan 35 KW Generators
- 120 Volts, Phase 1, 60 Hz Shore Power
- 200 amp Engine Battery
- 120 amp Generator Battery
- (4) 12 Volts General Service Batteries

Other Machinery

- Sea Recovery 1,800 GPD Watermaker
- Naiad Stabilizer System 353
- Hydraulic HPS-HT16 Bow Thruster
- Hydraulic steering by Nynautic, adaptable to auto-pilot
- Head Hunter MSD Sewage System

Engine Room

- (2) Caterpillar C-32 @ 1,675hp each
- Portside Engine Hours: 1391
- Starboard Engine Hours: 3226

Security/Fire & Safety Equipment

Fire Fighting Equipment:

- Handheld Fire Extinguishers throughout
- Central Fire Monitor w/ Smoke Alarms

Safety Equipment:

- (2) 6-Man Life Rafts
- (1) Life Ring w/ floating throw line attached
- Full Coast Guard Flare Kit
- First Aid Equipment

Factory Installed Items

FACTORY INSTALLED EQUIPMENT

- 1 7/8 Deck fills for fuel and water
- 600-Gallon Stainless Steel Water Tank
- V-Shaped Keel w/ Longitudinal stringers
- Fiberglass hand laid hull & stringers vacuum bagged w/foam core reinforcement
- Stringers bonded to hull encapsulated in several layers of glass cloth & resin
- Deck & superstructure w/ foam cored reinforcement under fiberglass
- FRP Bulkheads
- Interior structural components bonded to hull including bulkheads and frames
- FRP Main Deck and floors
- Stainless Steel exterior Portholes
- All handrails, stanchions and fittings made of stainless steel 316 alloy
- 1 1/2" Stainless Steel handrail w/ 1 1/2" stanchions
- Stainless steel cleats (8)
- Stainless steel 316 plow anchor (150lb),w/300' chain & Nilsson V3500 24v windlass
- Stainless Steel frame hatch on fore deck w/ grey lexan cover
- Dual chrome plated horn
- Built in hand held shower on swim platform
- 3-1/2stainless steel shafts
- 4 Blade bronze propellers
- Zincs on shafts, rudders and transom as needed
- Main bronze struts
- Emergency tiller
- Indirect rope lighting under valances in salon staterooms and galley
- Vinyl covered ceiling design throughout
- Italian door handle package
- Push/Pull German latches
- Removable white vinyl headliner panel system
- Recessed Tray ceiling in salon
- Lights in closet on micro switches
- Canoloupe 24v ceiling lights (chrome or gold)
- Dual track segmented curtains or Roman Shades in ea. stateroom, main salon& galley
- Large Storage areas forward deck
- Boat panel indicator
- Granite counter top in galley
- Marble or Granite counter top in all bathrooms
- Full Walk-in Shower or Tub in master
- Fiberglass main and lower decks
- Stainless steel aft deck door frame
- Black Textile front window covers
- Flybridge Vinyl seat covers
- Helm and Passenger seat on Fly Bridge
- Lexan hatch from aft deck to Fly Bridge deck
- Cat instruments at helm (Tach/Oil Pressure/Engine Temp/TransPressure/Hrs)
- City water inlets (2)
- TV / telephone inlet (2)
- Fresh water washdown (3) three locations - Bow / aft deck / flybridge
- Sea Chest
- Groco Seastrainers
- White perforated insulation panels in Engine Room
- Windshield wipers with blades
- 100 AMP Galvanic Isolator
- A/C - 212,000BTU
- Bow thruster - HPS-HT16
- Stainless Steel Rudders w/ Fabricated Foils
- (2) 35kw Onan Generators w/waterdrop exhaust
- Dolphin 100 AMP Power Supply x 3
- 100AMP shore power plug at boat in storage hatch on stbd side fwd & fabricate and ship with vessel 100

- Stainless steel rudders
- Fiberglass engine beds, bonded to hull w/ load distributed on steel channels
- Single layer of sound and heat insulation in Engine room bulkhead fwd, aft & ceiling
- Easy access to all helm dashboard controls and gauges
- Remote windlass operation from Pilothouse and Flybridge
- Raycor 1000 FG fuel filter/water separator for each engine
- Hydraulic Bow Thruster
- Hydraulic steering by Hynautic, adaptable to auto-pilot
- Engine Alarm System for low pressure & high temperature supplied by Cat
- Four (4) Jabsco Engine compartment blowers
- 24v lights and 110v power receptacles in Engine room (4 each)
- Custom underwater engine exhaust w/idle by-pass
- High volume 24v Groco Water Pressure Pump (30lb)
- Holding Tank w/ indicator
- Fresh water filling faucet in Engine room
- Leviton High quality sockets and switches in all rooms
- 220v, 110v and 60Hz Electrical System
- Color coded wiring throughout
- Custom -built Helm Console when electronics are
- AMP extension cord 75' with 100 AMP
- Glendinning CM-8 Cablemaster stern x 2
- Dolphin / Sentry 80 AMP 24V + 30 AMP 24V + 30 AMP 12V
- (2) 40 gallon hot water heaters
- Watertight bulkheads in engine room
- Double insulated engine room
- Aluminum Door from Engine Room to Lazarette w/ 4 Dogs
- Engine room Fire Extinguisher System FM 200
- Naiad stabilizer system Model 353 w/ 9 sq. ft. fins and MulitSea
- Double stabilizer & bow thruster backup pump on back of prt & stb engine
- Maxwell Nilson stern winch VWC 3500 x 2
- Fuel capacity - 4000 gallons
- Wiring and reinforcement for Davit
- Wiring and through hull for Watermaker
- Tide seal dripless shaft logs
- Double Racor main engines
- Dual Navy type anchors in hull w/Maxwell hydraulic 4500
- Reverso Oil Transfer Pump for engines and generator
- Oberdorfer Fuel Transfer Pump 990RHN76
- Back-up Electric Steering pump
- Floscan Instrument 980M-3DB-2K
- Glendinning Controls at Pilothouse and Flybridge Helm Stations
- Mufflers on Idle Bypass
- Jabsco, Engine Driven, Bilge pump w/ 4 pickups
- Second Set of Caterpillar EMS Gauges for Visible & Audible Alarms
- Kalenburg "Dual Trumpet" Air Horns
- Additional "Tinned Wiring"
- Delta T Mist Eliminators with 4 fans
- Gilks, Bronze impeller pumps on Caterpillar engines
- Separate 120 amp/hr battery for generator
- All batteries in battery box
- Main electrical panel w/ separate AC Power control and circuit breaker panel
- 110 volt duplex receptacles located throughout vessel, including engine room
- (8) 200 amp/hr batteries for engine & ship power

- specified
- Lovett Sump Pumps (4)
- Y-Valve for dockside pump out
- Professional Mariner battery chargers

INTERIOR EQUIPMENT

- Soundown Insulation in Galley Floor directly above VIP Stateroom
- Safe in master cabin
- Security switch for AC power
- Sappelli interior wood
- Brazilian Rosewood
- Sliding pocket door separating galley from salon
- Fire and smoke detectors x 10
- Place smoke detectors into custom painted recessed bases
- Crown molding in master, port & stbd Vip, lower foyer
- Crown molding on ceiling in dayhead / main salon
- Kohler Caxton sinks in prt guest head, and master head
- Grohe Chiara Sink Chrome faucet in dayhead, Sigma 100 Chrome sink faucet in master bath and shower x 4
- Corian Tops for bar, dining table and cocktail table in Flybridge
- Vimar light switches w/dimmers
- Lower foyer w/ console and ceiling ring
- Frameless glass door x 4 in port guest, stbd. guest and master bath (2)
- Lacquer Dining Soffit
- Lacquer Salon Soffit
- Lacquer Island Soffit
- Lacquer shower walls x 4
- Granite dinette top in galley
- Granite floor in prt. & stb. guest bathrooms
- Marble floor in master bathroom
- Marble Bar top in main salon
- Marble floor in hallway w/ 4 inlay pieces
- Marble and Granite patterned floor in foyer
- Marble top on night stand in Master
- Marble top on dressers in Master
- Granite floor in dayhead
- Marble wall in master shower and floor
- 8 Heads
- Lacquer AC Grill in main salon
- Bar stools in galley x 3
- Rope lighting in

master stateroom
heads

EXTERIOR EQUIPMENT

- Fiberglass Hardtop faired and finished with a smooth underside
- Half round FRP covers for S/S support of hard top x 2
- Teak deck chairs x 3
- Aft deck teak table w/ Compass Rose Design
- Aft deck bench seating
- Teak Cap Rail 2" on main deck bulwark and around aft deck seating
- Teak Deck on Flybridge
- Large aft deck Hawse Pipe W/Rollers at aft deck
- Extra Water tight door on port side
- Watertight door to wet locker on port side
- Two flood lights on hard top
- 6 larger port lights 24" x 24"
- 8 waterproof lights
- Manual Sliding Door on Aft Deck
- Wet bar on flybridge deck / Corian Top w/ 4 Bar Stools
- Corian Savannah Magna table top for port & stbd. FB tables
- 2" stainless oval hull banding with wood insert & 2" offset from hull
- Hand rails from 1 1/2" to 2" on main deck and Flybridge deck
- Removable 2" U-shaped guard rails at swim platform x 2
- 14" cleats with reinforcement under swim platform x 2 one on either side
- S/S door latches for exterior cabinets
- Aft deck hard top smoothed finish with teak border and teak soffit panels
- Flybridge Slider from pilothouse
- FRP storage boxes with removable cushion on top and S/S fitting to adjust cushion back height
- Underwater lights in transom

TELEVISION & AUDIO EQUIPMENT

- Dantronics 360 TV Antenna mounted @ mast
- Niles WVC-1, WP Volume mounted @ bow
- Speakers x 2 mounted @ Sunbed
- Niles WVC-1, WP volume mounted @ Sunbed

- Dantronics 360 Surface Mount mounted @ mast
- Pioneer PDP 4330 HD Plasma mounted @ Salon
- Inca Custom Plasmaline TV Lift 200 lb. capacity w/radio remote control single channel
- Sony SAT-HD 300 Receiver mounted @ Salon
- DVD Player mounted @ Salon
- Sonance 622TR Symphony Series x 3 mounted @ Salon
- Pinnacle 6" Dual Sub-Woof mounted @ Salon
- Niles SVL-6 Selector mounted @ Salon
- Sharp 30" Wide LCD TV SB mounted @ Galley
- Sharp 30" Wall Mount mounted @ Galley
- Concord Zone 2 Amp
- Niles SAS-1 A/B Switch mounted @ Galley stereo system
- Sonance 622TR Symphony Series mounted @ Galley
- Sonance 622TR Symphony Series mounted @ Dining area
- Speakers mounted @ bow
- Speakers mounted @ aft deck
- MB Quart NKA 116 Speakers mounted @ Flybridge seating
- MB Quart NKA 116 Speakers mounted @ arch
- Niles WVC-1, WP Volume mounted @ Flybridge helm
- Sharp 37" 16:9 HDTV LCD SB mounted @ Master
- Sharp Infocus Flat Wall mount in Master
- Denon Receiver Denon AVR 1603 mounted @ Master
- RCA DSS RF Receiver mounted @ Master
- Sonance 622TR Symphony Series x 2 mounted @ Master
- APC APC 420 Smart Ups mounted @ Salon
- Surge Outlet Strip x 3 mounted @ Salon, Master & Galley
- Wire for Stereo System
- Niles VCS-2D Volume Control mounted @ dining area
- Niles WVC-1, WP Volume mounted @ aft deck
- Concord Low Level Volume mounted @ Galley

APPLIANCES

- GE Monogram ZISS480DRSS S/S Refrigerator in galley
- GE JT912SFSS Oven and GE JP930SCSS Cook Top in galley
- GE Profile PDW8060GSS S/S Dish Washer in galley
- GE GFC720F Black Disposal
- U-Line 75WC Wine Cooler in salon
- GE WPXH214AWW White Washer & DPXH46EAWW White Dryer in Lazarette
- GE Profile GCG1540FSS S/S Trash Compactor in galley
- U-Line 2015R Black Refrigerator in galley

FACTORY INSTALLED ELECTRONICS

- Converter 50 AMP for 12V Entertainment System
- Danforth 5" Compass
- Samsung 17" LCD w/Tuner mounted @ helm
- Nauticomp SIG 10.4" SUNLIGHT mounted @ upper helm
- Concord Computer Case mounted @ dog house
- Nauticomp Dual Display mounted @ dog house
- Part Cable VGA 50 FT
- Part Cable VGA 25 FT
- Part Cable VGA 6 FT
- Nauticomp Mouse, Panel mounted @ upper helm
- Part Cable PS/2 50 FT mounted @ upper helm
- Xantrex Prosine 1000/24 HW mounted @ engine room
- Xantrex 1000W Install Kit mounted @ engine room
- Simrad RA 43 C 6 FT, 6 KW, 64 Mile mounted @ lower helm
- Simrad 30M Open Array Cable
- Simrad NAV Cable 5M x 6
- Simrad CA 44 Chart Radar FF mounted @ upper helm
- Simrad 30M Open Array Cable mounted @ upper helm
- Simrad B260 With Temp Sensor
- Simrad B260 Fairing Block
- Simrad AP 20 Autopilot RPU-80 mounted @ lower helm
- Simrad RFC 35 R Upgrade mounted @ lower helm
- Simrad AP 20 Second Station mounted @ upper helm
- Simrad 10 M Robnet Extension
- Raymarine ST 60 Depth Display total of 4
- Lilly Basic Stainless GPS x 2
- Furuno NX 300 Navtex mounted @ lower helm
- Furuno NX 300 Ant Extension
- Furuno NX 300 Flush Kit
- ACR RCL 100 B Remote Spotlight x 2 mounted @ upper & lower helm
- ACR URP-102 Point Pad Kit x 2 mounted @ upper and lower helm
- ICOM IC-M602 VHF Black x 2 mounted @ upper and lower helm
- ICOM Flush Mount Kit 602 x 2 mounted @ upper and lower helm
- ICOM HM-127 Command Mic Black x 2 mounted @ upper and lower helm
- ICOM Extension Cable 20' mounted @ upper and lower helm
- Digital 16 FT 10 DB VHF Antenna x 2
- Digital Custom Cable
- Lilly Round Swivel x 2
- Lilly Upper Support x 2
- Lilly Dog Bone x 2
- Digital 8 FT Dual Band Cellular
- Digital Custom Cable
- Lilly Stainless Ratchet Mount
- Panasonic CAM 1 Ptz Cam
- Samsung 17" LCD w/Tuner mounted @ helm for cam system
- Panasonic PH 624 KSU Phone
- Panasonic PH 8 Extension Card
- Panasonic PH Fax Detect/OGM
- Panasonic PH T-7730-B Speaker Phone

- mounted 2 @ upper helm, 2 @ lower helm
- Raymarine B45 Long Stem x 2
- Raymarine ST 60 Wind 50 MTR mounted @ lower helm
- Furuno GP 37 DGPS+WAAS Combination mounted @ lower helm
- Furuno GP 37 Ant Cable mounted @ lower helm
- Samsung 171 MP With Tuner

USA INSTALLED CONCORD ELECTRONICS

- KVH Tracvision 6 USA mounted @ mast.
- Tropica 5" KVH TV6/G6 Tower x 2 mounted @ mast
- RCA DSS Receiver x 4 mounted @ Dog House
- Channel Plus Modulator Quad mounted @ Dog House
- LinkSys Remote Control mounted @ Salon
- Concord IR Expansion mounted x 2 mounted @ Salon
- Channel Vision SAT Diplexer x 4
- Concord IR Expansion mounted @ Galley
- LinkSys Remote Control mounted @ Master

USA INSTALLED OPTIONS

- Stidd 500-XL-1X2 low back "Luxury" Admiral x 1 & Stidd 500-XL-1X2 high back "Luxury" Admiral x 3 w/S-Deckplate
- Quick Lift 1600 lb Hydraulic Rotation
- Sea Recovery Watermaker 1800 gallon per day installed
- 6 Person Cruising and Fishing Life Raft installed (2)
- Safety Package-Life Jackets/Fenders/Fire Extinguishers/Dock Lines/Flares/TV cord
- Headhunter Waste Treatment System

Exclusions

- Owner's personal belongings

Исключения

При продаже яхты исключаются личные вещи владельца.

Отказ от ответственности

Компания предоставляет описание судна или яхты добросовестно, но не может гарантировать точность этой информации, а также не ручается за техническое состояние. Покупатель должен проинструктировать своих агентов или оценщиков исследовать представленную информацию более подробно, по собственному желанию. Продажа судна или яхты, изменение цены или снятие с продажи будет происходить без предварительного уведомления.

ФОТОГРАФИИ

Salon



Salon



Dining



Dining



Dining



Dining



Sconce



Galley



Galley



Galley



Country Kitchen



Foyer



Master Stateroom



Master Stateroom



Master Stateroom



Master Stateroom



Master Stateroom



Master Head



Master Head



VIP Stbd.



VIP Stbd.



VIP Port



VIP Port



VIP Head Fwd.



VIP Head Port



Guest Forward Stateroom



Guest Forward Head



Guest Twin Bunks



Guest Twin Bunks Head



Guest Sitting Area



Guest Sitting Area



Guest Day Head



Pilothouse



Pilothouse



Pilothouse




Flybridge



Flybridge



Helm Seating



Bow Sitting Area



Bow Sitting Area



Sun Deck Sitting Area



Flybridge



Flybridge



Flybridge



Flybridge Dining



Flybridge Dining



Flybridge



Aft Dining



Aft Dining



Aft Dining



Aft Deck Bell



Port Walkway



Crew Quarters



Crew Quarters/Laundry



Crew Quarters



Crew Quarters




Crew Quarters



Crew Quarters



Crew Quarters Head



Sea Doo's



Engine Room



Engine Room



Engine Room



Engine Room




Engine Room



Engine Room



Layout



КОНТАКТЫ

Андрей Шестаков (Andrey Shestakov) – ведущий яхтенный брокер отдела продаж яхт и судов компании Shestakov Yacht Sales Inc. Официальный представитель Shestakov Yacht Sales Inc. для русскоговорящих клиентов в центральном офисе компании в Майами/Форт Лодердейл/Флорида/США.

Контактная информация

Email: andrey@shestakovyachtsales.com

Web: shestakovyachtsales.com

Телефоны

Краснодарский край: **+7(918)465-66-44**

США, Майами, Флорида: **+1(954)274-4435**

Время работы

Понедельник – Суббота: **9:00 - 21:00**
EDT

Воскресенье: **Закрито**

Адрес



Harbour Towne Marina, 850 NE 3rd St,
STE 213, Dania, FL 33004