

390-103 — CRUISERS YACHTS



Builder: [Cruisers Yachts](#)

LOA: 39' 0" (11.89m)

Year Built: 2014

Beam: 12' 8" (3.86m)

Model: Cruiser

Max Draft: 3' 11" (1.19m)

Price: PRICE ON APPLICATION

Location: United States

Our experienced yacht broker, Andrey Shestakov, will help you choose and buy a yacht that best suits your needs 390-103 — Cruisers Yachts from our catalogue. Presently, at Shestakov Yacht Sales Inc., we have a wide variety of yachts available on our sale's list. We also work in close contact with all the big yacht manufacturers from all over the world.

If you would like to buy a yacht 390-103 — Cruisers Yachts or would like help answering any questions concerning purchasing, selling or chartering a yacht, please call +1(954)274-4435

TABLE OF CONTENTS

| | |
|-----------------------------------|----|
| TABLE OF CONTENTS | 2 |
| SPECIFICATIONS | 3 |
| Overview | 3 |
| Basic Information | 3 |
| Dimensions | 3 |
| Speed, Capacities and Weight | 3 |
| Accommodations | 3 |
| Hull and Deck Information | 3 |
| Engine Information | 4 |
| DETAILED INFORMATION | 5 |
| Manufacturer Provided Description | 5 |
| Standard Features | 6 |
| Photo Note | 11 |
| Exclusions | 11 |
| Disclaimer | 11 |
| PHOTOS | 12 |
| CONTACTS | 21 |
| Contact details | 21 |
| Telephones | 21 |
| Office hours | 21 |
| Address | 21 |

SPECIFICATIONS

Overview

Weather changes. Moods change. Needs change. So does the remarkably versatile 390. Whether you're looking forward to an intimate evening for two, or entertaining a group of friends for the afternoon, the adaptable 390 easily changes identities to suit your needs. Offering convertible seating for a variety of free-flowing accommodations.

Basic Information

Category: Cruiser

Sub Category: Sport Cruiser

Model Year: 2015

Year Built: 2014

Country: United States

Vessel Top: Hardtop

Dimensions

LOA: 39' 0" (11.89m)

Beam: 12' 8" (3.86m)

Max Draft: 3' 11" (1.19m)

Clearance: 11' 0" (3.35m)

Speed, Capacities and Weight

Displacement: 23300 Pounds

Water Capacity: 70 Gallons

Holding Tank: 40 Gallons

Fuel Capacity: 230 Gallons

Accommodations

Total Cabins: 1

Total Heads: 1

Hull and Deck Information

Hull Material: Fiberglass

Hull Color: Black

Engine Information

Engines: 2

Manufacturer: Volvo Penta

Model: D6, 500 IPS

Engine Type: Inboard

Fuel Type: Diesel

DETAILED INFORMATION

Manufacturer Provided Description

Helm

The fantastic 390 enthusiastically awaits your command, and you're always in complete control in the ergonomic helm. All instrumentation and controls are designed around you and feel custom engineered.

Cockpit

The capable 390 features the largest cockpit in its class, with more than 150 square feet of integrated cockpit and helm space. Plus, convertible transom seating enables you to customize the party. Adjustable seating converts from split L-shaped seats with a central entry gate, to U-shaped booth seating with table, to the ultimate lounge utilizing filler cushions and the reclining transom back rest.

Transom Storage

The 390 provides abundant storage throughout. Including convenient transom storage for jackets, fenders, hoses, and shore power cords.

Grill/Bar

Entertain like you mean it. The cockpit grill, complete with sink and fridge, provides all the amenities you need to create amazing memories.

Captain's Seat

A double-wide captain's chair with flip-up bolster and foot rest provides hours of comfort and is designed to easily adjust to whatever the situation demands of the captain.

Companion Seat

Of course the helm is comfortable. But the companion lounge adjacent to the helm provides ultra-plush comfort along with terrific views. Suddenly, companion is the most popular position on the yacht.

Lounge - Sun Pad

Let the sun be your companion for the day. The bow of the 390 is equipped with comfy flip-up sun lounge rests and cushions. Read, enjoy your favorite beverage, or simply take in all the wondrous views.

Windshield

Cruisers Yachts has a longstanding tradition of innovation. And the full-front frameless

Standard Features

STRUCTURE

- Barrier Coat—IMEDGE
- Deck—Balsa Cored
- Fiberglass Cabin Liner—Bonded to Stringer
- Hull Bottom—Balsa Cored (All Thru-Hulls are Relieved of Balsa)
- Hull Sides—Balsa Cored
- Hull-to-Deck Joint—Thru-Bolted, Screwed & Bonded
- Stringers—Fiberglass Over Treated Marine Plywood forward of Engine Room Bulkhead
- Stringers—Fiberglass Over Foam Aft of Engine Room Bulkhead (IPS)
- Stringers—Fiberglass Over Treated Marine Plywood Aft of Engine Room Bulkhead (I/O)
- Transom—Relieved for transom lights
- Vinylester Skin Coat

EXTERIOR

- Anchor, Polished Stainless Steel
- Anchor Roller, Mooring Bit, Snubber & Cleat (thru stem)
- Boarding Gates Transom—Port and Centerline
- Boarding, Side-Port & stbd forward of aft seating
- Bottom Paint, Anti-Fouling
- Cabin Door, Sliding w/Screen
- Cabin Walk-Around 10" w/toerail
- Carpet, Cockpit
- Cockpit Shower (Hot/Cold)
- Dash, Non glare Gelcoat

-
- Dash, Double Stitched Brow
 - Dockside Water Inlet
 - Drink Holders, Helm: Port & Starboard Cockpit
 - Engine room Access—Day Hatch
 - Fender Storage (under cockpit seating)
 - Fiberglass Cockpit, Self-Draining
 - Gunwale Molding, Stainless Steel
 - Handholds, Wetbar, Transom
 - Hardtop, aluminum w/power slide canvas sunroof
 - Hardware—Cleats 6-10” Docking, 2-6” Pull-Up Fender
 - Hatch, Square—Bow w/Screen (OCEANair SKYShade)
 - Rail—Bow, Welded Stainless 1” Dia. Top Rail, 7/8” Dia. Stanchions, 5/8” mid rail
 - Rope Locker—Bow
 - Seating, Helm Captain Seat Double w/Flip up bolster (raised)
 - Seating, Companion Seat (raised) Centerline Facing + aft facing lounge
 - Seating, Cockpit aft
 - “L” Seating Aft with Filler Cushions, w/Storage Below Port and Stbd
 - Port Aft Seat Slides To Stbd To Create Lounge
 - Aft Seat Backs To Fold down To Create Lounge
 - Storage, Transom (FRP box & drain)
 - Storage, Utility Locker, Starboard (FRP box & drain)
 - Swim Platform-Sidedeck boarding
 - Swim Platform, Integrated, w/Boarding
- Ladder (400 lbs/181 kg cap.)
- Trash Receptacle
 - Washdown, Cockpit (Faucet & Hose)

- Wet Bar—Cold Faucet w/Sink Bottle Storage Prep Surface next to Opt Grill
- Windlass (recessed)—w/Foredeck Foot Switch, Anchor, 126' of 5/8" Line & 30' of 5/16" Chain
- Windshield Wiper, Starboard
- Windshield, Stainless Steel Frame

MECHANICAL

- Air Conditioner/Heater, 1—CruisAir® 16,000 BTU
- Battery Charging System & Monitor—30 Amp
- Battery Isolator
- Battery Parallel Switch
- Bilge Coating, White— Bilge & Engine Room
- Bilge Pumps (3) w/High Water Alarm, 3-2200 GPH
- Blowers—Bilge
- Bonding System w/Transom Zinc Plate
- Bronze Seacocks & Thru-Hulls on all Underwater Fittings
- Carbon Monoxide Detectors (3)
- Dockside Wiring, 120V, 30 Amp, (2) Outlets & (2) 50' Cord
- Dockside Wiring, 220V, 30 Amp, (1) Outlet & (1) 50' Cord
- Fire Extinguisher, Automatic (w/Engine Shutdown—Diesel)
- Fire Extinguishers
- Fuel Overflow Recovery System
- Ground Fault Interrupter Outlet
- Lights—Bilge
- Lights—Cockpit Courtesy (blue)
- Lights—Hardtop (3-way)
- Lights—Navigations, Int'l
- Master Panel, AC/DC w/Voltmeters & Function Indicators

-
- Propellers, Nibral—I/O Diesel, IPS Diesel
 - I/O Diesel, IPS Diesel
 - Sea Water Strainers (Diesel)
 - Steering System, Fly-by-Wire & Joystick (IPS)
 - Steering System, Rack and Pinion Power Assist (I/O)
 - Steering Wheel
 - Steering Wheel, Tilt
 - Trim Tabs, Electro-Hydraulic w/Zinc Plates

GALLEY

- Galley Countertop (Solid Surface)
- Microwave Oven (0.6 ft³)
- Microwave Oven 220V (0.6 ft³)
- Sink Stainless Steel top mount & Faucet w/Spray
- Hot Water System, 11 Gal/41.5 L
- Refrigerator/Freezer
- Storage-Overhead
- Storage- Drawers
- Storage Location for Plates & Glassware
- Stove, Electric, 2 Burner
- Trash Receptacle

HEAD

- Door & Frame, Wenge
- Exhaust Fan
- Flooring Head-Solid Surface engraved
- Flooring Shower Stall-Non-Skid
- Head Compartment, Private

- Head—Centrifuge w/Holding Tank
- Shower Stall, Separate w/bi-fold door
- Shower w/Sump Pump
- Sink, Square
- Vanity Lower + Solid Surface Countertop
- Vanity Upper + Mirror

INSTRUMENTS

- Compass
- Controls, Single Binnacle
- Digital Depth Finder (N/A w/Premium Electronics)
- Horn Air, Recessed (2)
- Hourmeters (2)
- Instrumentation
- Spotlight Remote
- Windlass Breaker
- Display (Color) w/GPS (Volvo Penta Only)
- Mercury® Smartcraft™ VesselView (Color) w/GPS (MerCruiser Only)

INTERIOR

- Berth, Dinette convertible—FSR
- Berth, Island—ASR
- Bulkhead and Door, Solid—ASR
- Carpet—Cabin
- Clothes Locker, Cedar-Lined—ASR
- Comforters & Pillow Shams
- Lights—Cabin, Reading lights-ASR
- Mattress, Standard Therapeutic—ASR

- Seating (Ultraleather™)
- Storage-upper dinette (port & stbd)
- Storage-below forward dinette
- Table Hi-Lo, Dinette
- Windows—Hull Port, Recessed
- Windows—post glazed Fixed (FSR, Galley, Head & MSR)

STEREO & TV

- MP3 Input Port
- Stereo, Salon—AM/FM/CD/MP3/iPod®/SAT Adaptable (Sony)
- Stereo, Components— (Sony) (2) Cockpit Speakers, (2) Salon Speakers & Helm Remote

WEATHER COVERS

- Enclosure Hardtop (port , stbd & aft drop curtain) – No Canvas Hardtop

Photo Note

PROFILE PHOTO IS SISTERSHIP.

Exclusions


Owner's personal belongings.

Disclaimer

The Company offers the details of this vessel or yacht in good faith but cannot guarantee or warrant the accuracy of this information nor warrant the condition of the vessel. A buyer should instruct his representatives, agents, or his surveyors, to investigate such details as the buyer desires validated. This vessel or yacht is offered subject to prior sale, price change, or withdrawal without notice.

PHOTOS





















CONTACTS

Andrey Shestakov, leading yacht broker of the sales department of Shestakov Yacht Sales Inc. Shestakov Yacht Sales Inc., the official representative of the Miami/Fort Lauderdale FL headquarters.

Contact details

Email: andrey@shestakovyachtsales.com

Web: shestakovyachtsales.com/en/

Telephones

USA: +1(954)274-4435

Office hours

Monday – Saturday: **9:00 - 21:00** EDT

Sunday: **closed**

Address



Harbour Towne Marina, 850 NE 3rd St,
STE 213, Dania, FL 33004