

CROWNED EAGLE — RICHMOND YACHTS



Builder: RICHMOND YACHTS

Year Built: 2007

Model: Motor Yacht

Price: PRICE ON APPLICATION

Location: United States Virgin Islands

LOA: 142' 0" (43.28m)

Beam: 28' 0" (8.53m)

Min Draft: 6' 6" (1.98m)

Max Draft: 7' 5" (2.26m)

Cruise Speed: 15 Kts. (17 MPH)

Max Speed: 18 Kts. (21 MPH)

Our experienced yacht broker, Andrey Shestakov, will help you choose and buy a yacht that best suits your needs **Crowned Eagle — RICHMOND YACHTS** from our catalogue. Presently, at **Shestakov Yacht Sales Inc.**, we have a wide variety of yachts available on our sale's list. We also work in close contact with all the big yacht manufacturers from all over the world.

If you would like to buy a yacht **Crowned Eagle — RICHMOND YACHTS** or would like help answering any questions concerning purchasing, selling or chartering a yacht, please call **+1(954)274-4435**

TABLE OF CONTENTS

TABLE OF CONTENTS	2
SPECIFICATIONS	5
Basic Information	5
Dimensions	5
Speed, Capacities and Weight	5
Accommodations	6
Hull and Deck Information	6
Engine Information	6
DETAILED INFORMATION	7
Salon	7
Dining	7
Galley	7
Features	7
Master Stateroom	8
Aft Deck	8
Accommodations	8
Guest Stateroom	8
VIP Stateroom	8
Pilothouse	9
Electronics & Navigation Equipment	10
Deck Equipment	11
Crew Lounge	11
Crew Quarters	11
Laundry Room	11
Flybridge	11
Water Sports	12
Engine/Mechanical Equipment	12
Exclusions	15

Exclusions	15
Disclaimer	15
PHOTOS	16
Skylounge Salon	16
Skylounge Salon	16
Skylounge Salon	16
Skylounge Bar	16
Main Deck Salon	16
Main Deck Salon	16
Dining	17
Dining	17
Galley	17
Galley Settee	17
Master Stateroom Office	17
Master Stateroom	17
Master Stateroom Office	18
Master Stateroom Office	18
Master Head	18
Master Head	18
Master Head	18
VIP Stateroom - Bridge Deck	18
VIP Head	19
Guest Stateroom	19
Guest Head	19
Twin Stateroom	19
Wine Cellar	19
Wine Cellar	19
Lower Deck Accommodations Foyer	20
Pilothouse	20

Pilothouse	20
Crew Mess	20
Crew Quarters	20
Bridge Aft Deck	20
Bridge Aft Deck	21
Bridge Aft Deck	21
Lower Aft Deck	21
Flybridge Jacuzzi	21
Flybridge	21
Flybridge Looking Fwd.	21
Flybridge	22
Bow	22
Bow	22
Wing Controls	22
Lazarette	22
Lazarette	22
Engine Room	23
Toys	23
Layout	23
CONTACTS	24
Contact details	24
Telephones	24
Office hours	24
Address	24

SPECIFICATIONS

Basic Information

Category: Motor Yacht	Sub Category: Tri-Deck
Model Year: 2007	Year Built: 2007
Country: United States Virgin Islands	Vessel Top: Hardtop
Cockpit: Yes	

Dimensions

LOA: 142' 0" (43.28m)	LWL: 124' 8" (38.00m)
Beam: 28' 0" (8.53m)	Min Draft: 6' 6" (1.98m)
Max Draft: 7' 5" (2.26m)	Clearance: 41' 0" (12.50m)
MFG Length: 142' 0" (43.28m)	

Speed, Capacities and Weight

Cruise Speed: 15 Kts. (17 MPH)	Cruise Speed RPM: 1600 Kts.
Max Speed: 18 Kts. (21 MPH)	Max Speed RPM: 2350 Kts.
Gross Tonnage: 395 Pounds	Water Capacity: 1700 Gallons
Fuel Capacity: 10664 Gallons	

Accommodations

Total Cabins: 6

Sleeps: 12

Total Heads: 8

Captain Cabin: True

Crew Cabin: 4

Crew Berths: 8

Crew Sleeps: 8

Hull and Deck Information

Hull Material: Fiberglass Sandwich

Deck Material: Teak

Hull Configuration: Semi-Displacement

Exterior Designer: Ward Setzer

Interior Designer: Pavlik / Richmond Yachts

Engine Information

Engines: 2

Manufacturer: Caterpillar

Model: C-32

Engine Type: Inboard

Fuel Type: Diesel

DETAILED INFORMATION

Salon

You enter the salon from the large aft deck, thru the custom built automatic sliding doors. The seating arrangement includes one large custom sofa, one large custom armchair with ottoman and two custom armchairs. There is a custom designed cocktail table and one end table. There is a Yamaha Disklavier piano. The entertainment center that separates the salon from the formal dining includes a fixed Sony 52" plasma TV, Denon tuner/amplifier, DVD player, and Direct TV HD Satellite Receiver. Custom carpeting and marble flooring throughout.

Dining

Just mid-ship is the custom mahogany dining table with insets capable of seating 10 guests, complimented by superb Sapele and Pomele woodwork and custom buffet for storage of china, crystal and stemware. Throughout both the salon and dining area custom crown molding accentuates the other woodwork and moldings in the ceiling. A beautiful custom chandelier hangs center over the dining table.

Galley

The entrance to the galley thru an electric door is just to port via a hidden touch-of-a-button located at ankle level. As you enter the butler's pantry you will find on your right a commercial ice maker and dish washer, just across the portside access from midship. All appliances in the galley are Subzero stainless steel units including (2) large side by side refrigerators, trash compactor, icemaker, dishwashers, (2) drawer freezer, cook top and double oven. A beige granite floor brings out the silver cabinets and the granite counter tops. To keep the chef happy, a complete entertainment system with L.C.D. TV, DVD, CD and radio is provided. The large pantry gives plenty of storage for all your dry goods. An island is conveniently located in the center of the galley with plenty of storage for all kitchen appliances. Aft in galley you will be delighted to find a nice settee to accommodate 5 if you feel like having breakfast in your beautiful galley.

Features

A large custom built wine cooler is just outside the galley in the main foyer across from the on deck head. Up from the main deck is the sky lounge foyer with access to another day head, pilothouse, VIP stateroom and lounge area. Aft of the wheel house and VIP is the sky lounge with granite-topped full bar with storage, game table, large lounge area with two custom sofas, custom chair and ottoman, end table and cocktail table. The entertainment center includes Sony 52" plasma TV, Denon receiver amplifier, DVD, CD, Playstation (Blue Ray DVD), and XBox.

Master Stateroom

The on deck master suite is designed with elegance and comfort in mind. At the entrance you will find a built in desk and bookshelf/office area with (2) Subzero drawer refreshment center. As you walk into the master stateroom the king size bed is set in the center of the room with a private lounge starboard side and vanity port. A full entertainment system is hidden in cabinetry opposite the bed. As you enter the stateroom to the port side and next to the vanity you will find a large walk-in closet for his and hers clothing with plenty of storage and drawers. Forward of the bed are his and her bathrooms, his with dual head shower and steamer, hers with a large Jacuzzi tub. There is also a fog mirror between his/her's baths for privacy. Gorgeous pleated shades are the window treatments of choice and the floors are covered with luxurious carpeting.

Aft Deck

Boarding Crowned Eagle has been made easy by the 20' Besenconi Electronic Passarelle or the Marquipt tide rider either midship or aft deck. The aft deck on the main deck has plenty of seating area at the teak table and the wrap around bar, providing a good place to view the flip down 32" LCD TV. The sky lounge aft deck has a round teak table with a starburst motif that is duplicated in both the ceiling and teak deck and accommodates 8 guests. A wet bar, propane grill/oven and a 50" pop out LCD TV with surround sound are also located on this deck. There are four teak lounge chairs with ottomans and cocktail tables.

Accommodations

- 12 In Owners party in 6 staterooms
- 1 Full beam Master on main deck
- 1 VIP on Sky Lounge deck
- 4 Guest rooms lower deck, 2 queens and 2 Twins
- 4 Cabins for up to 7 crews

Guest Stateroom

From the custom marble flooring main foyer you have access to the four large quest staterooms open off the amidships foyer on the lower deck. Two of the staterooms feature queen-size beds. The remaining two staterooms have twin-size beds. Every stateroom has beautifully appointed ensuite baths with shower and tubs for guest's comfort, this foyer also includes a refreshment center with Subzero two drawer refrigerator and icemaker.

VIP Stateroom

The VIP stateroom located on the sky lounge features a queen-size bed. This stateroom has beautifully appointed ensuite shower, complete entertainment system, cedar lined hanging locker, a dressing area and work desk. This stateroom has the best view ever with a large window overlooking the port side.

Pilothouse

The pilothouse is huge and includes a leather settee, custom teak topped table, Captains navigation work desk, chart flat and drawers, one Stidd Captain's chair and plenty of storage.

Pilothouse Electronics:

- 96-Mile Radar Furuno FAR2117 2117BB/DC 12KW 96NM 4Ft Scanner
- 96-Mile Radar Furuno FAR2127 2127BB/DC 25KW 96NM 8Ft Scanner
- (2) Caterpillar Digital Engine Monitors
- Furuno NX700 Navtex
- Simrad AP50 Main Autopilot Display with J50 Junction Box
- Simrad FU50 Full Follow Up Wing Jogs X
- Simrad FU50 Full Follow Up Wheelhouse
- Simrad RCG50 Main Gyro
- Simrad RFC25 Fluxgate Compass with Rate Card (Back Up)
- Simrad RF300 Rudder Feed Back Unit X 2
- Simrad RGC Gyro Repeater
- Furuno GPS WAAS Navigator
- (2) Furuno Screens w/ Keyboards
- Furuno FCV1200 BB 1 KW Dual Frequency Sounder
- Northstar 6000i DGPS Chartplotter
- Danforth Compass
- ICOM ICM604 30W DSC VHF w/ Hailer
- ICOM ICM504 25W DSC VHF w/ Back Up
- Sea 7157 DSC VHF (GMDSS approved)
- Quantum Model Arc3001 Mark II Stabilizer Control
- Quantum Bow Thruster Controls
- Furuno GMDSS Emergency Radio
- Nav PC Nobeltec Admiral Suite 8.0 w/ Custom PC Computer
- Simrad 20" LCD Display X 4
- Kahlenberg Model M511A Horns - Triple Trumpet
- Airmar Weather Station
- Charles 20amp Electronics Battery Charger
- Extron Amplifier
- Linksys Router
- ACR Model RCL-100 Spotlights

Electronics & Navigation Equipment

COMMUNICATION GMDSS GMDSS EMERGENCY COMMUNICATION (Sea Areas A1, A2, & A3.)

- Furuno A21815 150 Watt GMDSS Compliant Communications Console for use in Sea Areas A1 & A2
- Furuno NX-700 Navtec Receiver
- ACR Pathfinder SART Emergency Search & Rescue Transponder X 2
- ACR EPIRB Global Fix 406 Cat 1
- ICOM IC-GM1600 GMDSS Handheld VHF w/ Spare Battery X 2
- Furuno HF/MF Radio w/ Keyboard, LCD Monitor and Printer (NBDP capable)
- Furuno DSC VHF FS-2570C (GMDSS approved)
- Inmarsat C System w/ Keyboard, LCD Monitor and Printer

COMMUNICATION & TV

- Seatel 4006 48" ADSL Speed Internet w/ Phone
- Seatel 4004 48" Dome w/ Control Keypad & America's Feed LNB
- KVH FB500 Sat Phone w/ PABX Interface (GMDSS approved)
- Panasonic PABX System XKDT 100 w/ Handsets

CCTV SYSTEM

- Digital Samsung DVR Recorder 16 Channel
- Pelco PTZ Day/Night PTZ Dome Color Aft Deck
- Pelco PTZ Day/Night PTZ Dome Color Sundeck
- Pelco PTZ Day/Night PTZ Dome Color E/R
- Pelco PTZ Day/Night PT Dome 3" Color Stbd Deck
- Pelco PTZ Day/Night PT Dome 3" Color Port Deck
- Pelco PTZ Day/Night Color Bilge Fwd.
- Pelco PTZ Day/Night Color Bilge Mid
- Pelco PTZ Day/Night Color Steering Flat
- Bullet Fixed Day Color Dining Room
- FLIR PTZ Voyager IR Thermo Night Vision Mast Camera
- Exterior PTZ Day/Night Color Mast Camera
- Simrad IS15 Multi Depth W/H Speed Combo
- Simrad IS15 Combo W/H Repeater
- Simrad IS15 Wind System
- Simrad IS15 Combo Repeater - Master Office
- Simrad IS15 Combo Repeater - Crew
- Simrad IS15 Rudder Indicator - Wingport
- Simrad IS15 Rudder Indicator - Wing Stbd.
- Simrad IS15 Rudder Indicator - Emergency Stand Alone Steering

5 Year ABS/MCA Survey Completed October 24, 2012

Deck Equipment

- (4) Survivtec Zodiac Canister Life Rafts
- GPIRB w/ Hydrostatic Release
- Steelhead Marine Davit Model CT2500
- Teak Decks throughout Exterior
- Sunbelt Spas Jacuzzi w/ 60 Jets
- Besenzoni Passerelle 4.1 Meter in Length Telescoping
- 400 Lb. Galvanized Steel Poole Anchors w/ 300' 5/8" Chain
- Maxwell Anchor Windlass's Model VWC6000
- (2) Maxwell 3500 Warping Captans Port & Stbd. Aft
- 18' Nautica 2007 w/ 115 HP Yamaha 4-Stroke
- (4) Satellite Domes
- Teak-Varnished Cap Rails

Crew Lounge

Nice crew lounge with leather seating and large table to accommodate 7 crew. You will also find a refrigerator/freezer, four burner cooktop, convection oven, microwave oven and Plasma TV, DVD, CD and radio.

Crew Quarters

Entrance to the crew quarters is thru the galley w/ additional crew quarters in the Lazarette.

Laundry Room

Two full size MIELE Commercial grade Washers and Dryers.

Flybridge

The flybridge has a full-moon shaped bar that wraps around the Jacuzzi with refrigerator and comfortable bar stools to accommodate 4 people. The large heated 60 Jet Jacuzzi is built in the arch section with a fiberglass sun roof above. Also, there is an air conditioned day head conveniently located for all guests. Located in the large sun-splashed area immediately aft are 4 custom-built lounge chairs. Forward is a large seating area with two teak tables with custom seating. To Starboard there is a teak cabinet with a 50" Panasonic TV, Tuner/amplifier,DVD

player and Direct TV receiver with full surround sound thru the stereo system.

Water Sports

On the swim platform you have access to storage area and find a dive compressor and dive tank storage. On the flybridge/aft deck you will find a 2500 lbs telescope davit. On the sky lounge/aft deck there is a NAUTICA 18 foot RIB tender.

Engine/Mechanical Equipment

Aft Machinery Space:

- TRUE, Inc. three door commercial grade stand up freezer (w/ redundant back up system).
- Wet suit locker
- Commercial shaved ice maker
- Portable scuba compressor
- Back-up air compressor
- Dive bottle storage lockers
- Fender storage lockers
- Emergency steering station c/w Rudder Angle Indicator and bridge communications
- Compressed air spigot
- New and Used oil pump-out spigots
- Engineer's two bunk cabin c/w head and shower
- Grey water pump-out pump (under floor)
- Area fully air conditioned

Forward Machinery Space – Stbd:

- Bilge and fire pumping manifold
- 5 hp electric fire pump
- 6 hp hydraulic bilge pump
- Sea water inlet thru-hull for fire pump c/w exterior recess fairing
- Full engineer's control station
- Shaft seal monitor
- Ships batteries
- Xantrex 4024 Inverter / battery charger for house batteries.
- Thru-hulls for drainage and bilge pump to stbd
- Sink/taps
- Stainless Steel large tool box
- Engineer's bookshelf and upper storage cabinets
- Lower storage cabinets

Forward Machinery Space – Port

- AtlasShore power conditioner c/w seamless transfer
- Aft area breaker panel
- DC switch and fuse panel
- DC breaker panel
- Pasarelle pump
- Fire hydrant c/w 50 feet hose and nozzle
- Fire axe
- Two Fireman's Suits c/w SCOTT air packs
- Thru-hulls for drainage to port
- Fuel storage tanks against fwd (engine room) bulkhead
- Stairs up to weather deck exiting through watertight door to port
- Area fully air conditioned

Engine Room & Mechanical:

- Twin Caterpillar Model C-32 1800 HP @ 2300 RPM w/ ZF Model #3050 - Gears Ratio 2.952:1
- 3000 Hr Service Done 09/13
- Twin Kohler Model #80EFOZ Three Phase Generators 120/208 w/ Enclosures and Isolator Mounts - Port 9687 hrs / Stbd. 9325 hrs
- Atlas Marine Shore Power Converter
- Quantum hydraulics to service ships hydraulics and zero speed stabilizers
- Quantum 20 hp electric pump for zero speed stabilizers on sound isolator mounts
- Marine Air 30 ton chiller water unit Model MCW360 SRCN w/ 360,000 BTU's
- Chiller Sea Water manifold replaced 08/13
- 2 X Village Marine Tech 2000 per day (each) watermakers Model PW2000SM
- Watertight steel engine room door
- Headhunter sewage treatment center - Model Tidal Wave
- ZF 3050 Marine reversing gear 2.95-1 gear ration sound isolator mounts
- Aquamet 22HS 5" dia. propeller shafting
- Tides Marine dripless shaft seals
- Osborne 5-bladed bronze propellers 48" x 43"
- Walker Air Sep's
- Racor Fuel Filters - Model #75/1000 max
- (2) PTO's off Main Engines
- High output fluorescent lighting
- Emergency DC lighting
- Warning strobe lights for Telephone, Fuel, Halon, General, and Fire alarm(s).
- Heat exchanger for hydraulics
- Hydraulic cooling water outlet thru-hull and sea valve
- Jastram steering hydraulic system Model JQ041176-31 tank and solenoids
- Sewage outlet thru-hull and sea valve
- Port main engine exhaust outlet c/w butterfly valve
- Generator cooling water outlet thru-hull and sea valve

- Generator muffler/water separator
- Engine start batteries – 2 x 8D
- Generator start batteries – 2 x Group 27
- Battery disconnect switches and meters
- Battery ventilation system
- Generator and hyd. cooling thru-hull and strainer c/w hull exterior recess fairing
- Fuel return cooler
- Alpha Laval fuel centrifuge on sound isolator mounts
- Fuel transfer pump – AC sound isolator mounts
- Fuel transfer pump – DC sound isolator mounts
- Oil transfer pump – New oil sound isolator mounts
- Oil transfer pump – Used oil sound isolator mounts
- Motor control center for fuel and oil pumps
- FM 200 engine room fire suppression system
- Sea chest thru-hull sea water supply for port engine c/w Stbd crossover
- Deangelo custom marine exhaust updated Aug. 2013
- Fully soundproofed engine room wall system
- Fully fire proof B30 engine room wall system
- Engine fuel day tanks P & S forward bulkhead
- Vise
- DV Pro Dive Refrigerant dive compressor
- Devair Electric air compressor
- Chiller soft starts
- Main air compressor
- Port main engine exhaust outlet c/w butterfly valve
- Chiller cooling water outlet thru-hull and sea valve
- Generator cooling water outlet thru-hull and sea valve
- Generator muffler/water separator
- Engine start batteries – 2 x 8D 12 Volt
- Generator start batteries – 2 x Group
- Battery disconnect switches and meters
- Battery ventilation system
- Generator and hyd. cooling thru-hull and strainer c/w hull exterior recess fairing
- Fuel return cooler
- Sea chest thru-hull sea water supply for port engine c/w stbd crossover
- Caterpillar C32 main engine sound isolator mounts
- Deangelo custom marine exhaust
- 20" in diameter Bow Thruster Model Quantum Model QT-120
- (4) Underwater lights
- Fiberglass rudders 54" x 35"

RPM SPEED FUEL BURN (Based on 2013 Survey) RPM /SPEED 1000 /8.7 1200 /10.1-16.8
gal per engine 1400 /11.8 1600 /13.4 1800 /14.7 2000 /16.1-62.30 gal per engine 2200 /17.4
2300 /17.6 **DECIBEL READINGS AT 1200 RPM and 1650 RPM** 1200RPM/1650RPM

Pilothouse50 /51 Skylounge52 /58 Master 50 /57 Main Salon

64 /70 Stbd/Port Aft Guest Strm 62 /63 Dining Salon61 /63

Exclusions

An exclusion list will be provided to all interested parties, which mainly consists of Owners personal effects.

Exclusions

Owner's personal belongings.

Disclaimer

The Company offers the details of this vessel or yacht in good faith but cannot guarantee or warrant the accuracy of this information nor warrant the condition of the vessel. A buyer should instruct his representatives, agents, or his surveyors, to investigate such details as the buyer desires validated. This vessel or yacht is offered subject to prior sale, price change, or withdrawal without notice.

PHOTOS

Skylounge Salon



Skylounge Salon



Skylounge Salon



Skylounge Bar



Main Deck Salon



Main Deck Salon



Dining



Dining



Galley



Galley Settee



Master Stateroom



Master Stateroom Office



Master Stateroom Office



Master Stateroom Office




Master Head



Master Head



Master Head



VIP Stateroom - Bridge Deck



VIP Head



Guest Stateroom




Twin Stateroom



Guest Head



Wine Cellar




Wine Cellar



Lower Deck Accommodations Foyer



Pilothouse



Pilothouse




Crew Mess



Crew Quarters



Bridge Aft Deck




Bridge Aft Deck



Bridge Aft Deck



Lower Aft Deck



Flybridge Jacuzzi



Flybridge Looking Fwd.



Flybridge



Flybridge



Bow



Bow



Wing Controls



Lazarette



Lazarette




Engine Room



Toys



Layout



CONTACTS

Andrey Shestakov, leading yacht broker of the sales department of Shestakov Yacht Sales Inc. Shestakov Yacht Sales Inc., the official representative of the Miami/Fort Lauderdale FL headquarters.

Contact details

Email: **andrey@shestakovyachtsales.com**

Web: shestakovyachtsales.com/en/

Telephones

USA: **+1(954)274-4435**

Office hours

Monday – Saturday: **9:00 - 21:00 EDT**

Sunday: **closed**

Address



Harbour Towne Marina, 850 NE 3rd St,
STE 213, Dania, FL 33004