

## NO NAME — MARQUIS



**Builder:** MARQUIS

**LOA:** 65' 0" (19.81m)

**Year Built:** 2007

**Model:** Motor Yacht

**Price:** PRICE ON APPLICATION

**Location:** United States

Our experienced yacht broker, Andrey Shestakov, will help you choose and buy a yacht that best suits your needs **no name — MARQUIS** from our catalogue. Presently, at Shestakov Yacht Sales Inc., we have a wide variety of yachts available on our sale's list. We also work in close contact with all the big yacht manufacturers from all over the world.

If you would like to buy a yacht **no name — MARQUIS** or would like help answering any questions concerning purchasing, selling or chartering a yacht, please call **+1(954)274-4435**

---

# TABLE OF CONTENTS

---

|                           |    |
|---------------------------|----|
| TABLE OF CONTENTS         | 2  |
| SPECIFICATIONS            | 3  |
| Overview                  | 3  |
| Basic Information         | 11 |
| Dimensions                | 11 |
| Accommodations            | 11 |
| Hull and Deck Information | 11 |
| Engine Information        | 11 |
| PHOTOS                    | 12 |
| CONTACTS                  | 18 |
| Contact details           | 18 |
| Telephones                | 18 |
| Office hours              | 18 |
| Address                   | 18 |

---

# SPECIFICATIONS

---

## Overview

---

### Dimensions

LOA: 69.92 feet LWL: 65 feet Beam: 17.92 feet Bridge Clearance: 24 feet

### Dimensions

Displacement: 94000

Engines Total Power: 2000

Tanks Fuel: 1200 Fresh Water: 200 Holding: 153

### Accommodations SALON:

32" pop-up flatscreen TV with Bell ExpressVu satellite system powered by a KVH M7 dome Sony surround Sound AV system with 5 speakers and subwoofer Sony 5 disc DVD player, Logitech Harmony RF remote control system, Sirius satellite radio and iPod integration 2 leather recliners 2 upholstered swivel chairs 1 leather sofa with storage, Concealed AC/DC distribution panel decor matched roman shades In soffit recessed overhead lighting with dimmers. Dining Area:

Cherry wood herringbone pattern top with pedestal on articulating slide when not in use 6 matching cherry wood chairs with cushioned seats China cabinet with place settings for six and premium monogrammed silverware Master Stateroom:

Full beam, king size berth with custom premium foam mattress His and her bathrooms with full size tub/shower Leather love seat 32" flatscreen TV with Bell ExpressVu satellite system Clarion speakers system with DVD/CD/FM entertainment system Deluxe walk-in closet with washer and dryer 4 dresser drawers Night tables with lamp lighting controls Security safe Foyer with large mirror and storage cabinets In soffit recessed overhead lighting with dimmers. Forward VIP Stateroom:

Queen size island berth with custom foam mattress Private Head with shower Two cedar lined hanging closets 20" flatscreen TV with Bell ExpressVu Satellite system SAT TV/DVD/CD/FM entertainment system. Third Guest Stateroom:

Twin berths with upgraded foam mattresses Convertible foam insert to convert to large queen size bed Cedar lined closet Access to day head with full shower.

Galley Jenn-Air full size refrigerator GE profile glass top stove with full size oven GE profile trash compactor Miele low profile dish washer Microwave Granite countertops Granite floor tiles Cuisinart coffeemaker 9 storage cupboards 6 storage drawers.

Equipment 23 Kw Kohler Generator Cockpit stbd side controls Bow and Stern Thrusters Power steering Cruisair air-conditioning 4 zone 80,000BTU with reverse cycle heat Hydraulic steering 5 blade 38" propellers Backup AC/DC panel in engine room Volvo hydraulic 3 piston trim tabs Stainless steel water tank Mach5 fresh water pump system-pressurized Fresh water faucet tap in engine room Work bench in engine room Hydraulically actuated boarding platform for tender Bidge air exhaust vent Fire suppression system for engine room and generator room

Lower Helm Unobstructed viewing area Raymarine E120 series electronics package with 4kw radar VHF radio Depth sounder Raymarine autopilot Bench observation seating Storage area underneath helm, windshield wipers emergency engine shutdown and control station CAT engine diagnostic displays, Thruster control with wireless remote control

Flybridge Full upper helm with electronics mimic the lower helm Wetbar with fridge and icemaker Double Gaggenau grills Corian counter bar return with lighting effect LED courtesy lights Overhead navigation and courtesy lights Ample storage bays Premium leather bar stools Teak inlay table with seating for eight Teak deck chairs Glass hatch with stairway to salon Full removable 'EZ2C' canvas enclosure (not pictured) Teak recliners on aft overhang deck (not pictured).

Aft Cockpit Beautiful custom high-gloss solid teak table with polished stainless pedestal legs Cockpit station engine/thruster controls Bumper storage lockers Port and starboard spigot taps with washdown showers LED courtesy lighting

Additional AC/DC distribution panels with PLC controlled circuit breakers and integral generator controls 8 x 8D series marine batteries 4 Mastervolt battery chargers Dual cabled masters GFCI protection on all outlets Mastervolt 4000W Inverter Isolation transformers on the internal shore power lines Tinned copper wiring system meets or exceeds ABYC standards 2x 16 Gallon water heaters battery master disconnect switches 9x bidge pumps 3700 gallons per hour each CO detectors throughout the cabins Docking lights Engine alarms Kahlenberg dual trumpet air horns ACR remote spotlight Maxwell 4000 windlass with 75lb anchor and chain counter.

## Dimensions

LOA: 69.92 feet LWL: 65 feet Beam: 17.92 feet Bridge Clearance: 24 feet

## Dimensions

Displacement: 94000

Engines Total Power: 2000

Tanks Fuel: 1200 Fresh Water: 200 Holding: 153

## Accommodations SALON:

32" pop-up flatscreen TV with Bell ExpressVu satellite system powered by a KVH M7 dome

Sony surround Sound AV system with 5 speakers and subwoofer Sony 5 disc DVD player, Logitech Harmony RF remote control system, Sirius satellite radio and iPod integration 2 leather recliners 2 upholstered swivel chairs 1 leather sofa with storage, Concealed AC/DC distribution panel decor matched roman shades In soffit recessed overhead lighting with dimmers. Dining Area:

Cherry wood herringbone pattern top with pedestal on articulating slide when not in use 6 matching cherry wood chairs with cushioned seats China cabinet with place settings for six and premium monogrammed silverware Master Stateroom:

Full beam, king size berth with custom premium foam mattress His and her bathrooms with full size tub/shower Leather love seat 32" flatscreen TV with Bell ExpressVu satellite system Clarion speakers system with DVD/CD/FM entertainment system Deluxe walk-in closet with washer and dryer 4 dresser drawers Night tables with lamp lighting controls Security safe Foyer with large mirror and storage cabinets In soffit recessed overhead lighting with dimmers. Forward VIP Stateroom:

Queen size island berth with custom foam mattress Private Head with shower Two cedar lined hanging closets 20" flatscreen TV with Bell ExpressVu Satellite system SAT TV/DVD/CD/FM entertainment system. Third Guest Stateroom:

Twin berths with upgraded foam mattresses Convertible foam insert to convert to large queen size bed Cedar lined closet Access to day head with full shower.

Galley Jenn-Air full size refrigerator GE profile glass top stove with full size oven GE profile trash compactor Miele low profile dish washer Microwave Granite countertops Granite floor tiles Cuisinart coffeemaker 9 storage cupboards 6 storage drawers.

Equipment 23 Kw Kohler Generator Cockpit stbd side controls Bow and Stern Thrusters Power steering Cruisair air-conditioning 4 zone 80,000BTU with reverse cycle heat Hydraulic steering 5 blade 38" propellers Backup AC/DC panel in engine room Volvo hydraulic 3 piston trim tabs Stainless steel water tank Mach5 fresh water pump system-pressurized Fresh water faucet tap in engine room Work bench in engine room Hydraulically actuated boarding platform for tender Bidge air exhaust vent Fire suppression system for engine room and generator room

Lower Helm Unobstructed viewing area Raymarine E120 series electronics package with 4kw radar VHF radio Depth sounder Raymarine autopilot Bench observation seating Storage area underneath helm, windshield wipers emergency engine shutdown and control station CAT engine diagnostic displays, Thruster control with wireless remote control

Flybridge Full upper helm with electronics mimic the lower helm Wetbar with fridge and icemaker Double Gaggenau grills Corian counter bar return with lighting effect LED courtesy lights Overhead navigation and courtesy lights Ample storage bays Premium leather bar stools Teak inlay table with seating for eight Teak deck chairs Glass hatch with stairway to salon Full removable 'EZ2C' canvas enclosure (not pictured) Teak recliners on aft overhang deck (not pictured).

Aft Cockpit Beautiful custom high-gloss solid teak table with polished stainless pedestal legs  
Cockpit station engine/thruster controls Bumper storage lockers Port and starboard spigot taps  
with washdown showers LED courtesy lighting

Additional AC/DC distribution panels with PLC controlled circuit breakers and integral generator  
controls 8 x 8D series marine batteries 4 Mastervolt battery chargers Dual cablemasters GFCI  
protection on all outlets Mastervolt 4000W Inverter Isolation transformers on the internal shore  
power lines Tinned copper wiring system meets or exceeds ABYC standards 2x 16 Gallon  
water heaters battery master disconnect switches 9x bilge pumps 3700 gallons per hour each  
CO detectors throughout the cabins Docking lights Engine alarms Kahlenberg dual trumpet air  
horns ACR remote spotlight Maxwell 4000 windlass with 75lb anchor and chain counter.

## Dimensions

LOA: 69.92 feet LWL: 65 feet Beam: 17.92 feet Bridge Clearance: 24 feet

## Dimensions

Displacement: 94000

Engines Total Power: 2000

Tanks Fuel: 1200 Fresh Water: 200 Holding: 153

## Accommodations SALON:

32" pop-up flatscreen TV with Bell ExpressVu satellite system powered by a KVH M7 dome  
Sony surround Sound AV system with 5 speakers and subwoofer Sony 5 disc DVD player,  
Logitech Harmony RF remote control system, Sirius satellite radio and iPod integration 2 leather  
recliners 2 upholstered swivel chairs 1 leather sofa with storage, Concealed AC/DC distribution  
panel decor matched roman shades In soffit recessed overhead lighting with dimmers. Dining  
Area:

Cherry wood herringbone pattern top with pedestal on articulating slide when not in use 6  
matching cherry wood chairs with cushioned seats China cabinet with place settings for six and  
premium monogrammed silverware Master Stateroom:

Full beam, king size berth with custom premium foam mattress His and her bathrooms with full  
size tub/shower Leather love seat 32" flatscreen TV with Bell ExpressVu satellite system Clarion  
speakers system with DVD/CD/FM entertainment system Deluxe walk-in closet with washer and  
dryer 4 dresser drawers Night tables with lamp lighting controls Security safe Foyer with large  
mirror and storage cabinets In soffit recessed overhead lighting with dimmers. Forward VIP  
Stateroom:

Queen size island berth with custom foam mattress Private Head with shower Two cedar lined

hanging closets 20" flatscreen TV with Bell ExpressVu Satellite system SAT TV/DVD/CD/FM entertainment system. Third Guest Stateroom:

Twin berths with upgraded foam mattresses Convertible foam insert to convert to large queen size bed Cedar lined closet Access to day head with full shower.

Galley Jenn-Air full size refrigerator GE profile glass top stove with full size oven GE profile trash compactor Miele low profile dish washer Microwave Granite countertops Granite floor tiles Cuisinart coffeemaker 9 storage cupboards 6 storage drawers.

Equipment 23 Kw Kohler Generator Cockpit stbd side controls Bow and Stern Thrusters Power steering Cruisair air-conditioning 4 zone 80,000BTU with reverse cycle heat Hydraulic steering 5 blade 38" propellers Backup AC/DC panel in engine room Volvo hydraulic 3 piston trim tabs Stainless steel water tank Mach5 fresh water pump system-pressurized Fresh water faucet tap in engine room Work bench in engine room Hydraulically actuated boarding platform for tender Bidge air exhaust vent Fire suppression system for engine room and generator room

Lower Helm Unobstructed viewing area Raymarine E120 series electronics package with 4kw radar VHF radio Depth sounder Raymarine autopilot Bench observation seating Storage area underneath helm, windshield wipers emergency engine shutdown and control station CAT engine diagnostic displays, Thruster control with wireless remote control

Flybridge Full upper helm with electronics mimic the lower helm Wetbar with fridge and icemaker Double Gaggenau grills Corian counter bar return with lighting effect LED courtesy lights Overhead navigation and courtesy lights Ample storage bays Premium leather bar stools Teak inlay table with seating for eight Teak deck chairs Glass hatch with stairway to salon Full removable 'EZ2C' canvas enclosure (not pictured) Teak recliners on aft overhang deck (not pictured).

Aft Cockpit Beautiful custom high-gloss solid teak table with polished stainless pedestal legs Cockpit station engine/thruster controls Bumper storage lockers Port and starboard spigot taps with washdown showers LED courtesy lighting

Additional AC/DC distribution panels with PLC controlled circuit breakers and integral generator controls 8 x 8D series marine batteries 4 Mastervolt battery chargers Dual cablemasters GFCI protection on all outlets Mastervolt 4000W Inverter Isolation transformers on the internal shore power lines Tinned copper wiring system meets or exceeds ABYC standards 2x 16 Gallon water heaters battery master disconnect switches 9x bidge pumps 3700 gallons per hour each CO detectors throughout the cabins Docking lights Engine alarms Kahlenberg dual trumpet air horns ACR remote spotlight Maxwell 4000 windlass with 75lb anchor and chain counter.

## Dimensions

LOA: 69.92 feet LWL: 65 feet Beam: 17.92 feet Bridge Clearance: 24 feet

## Dimensions

Displacement: 94000

Engines Total Power: 2000

Tanks Fuel: 1200 Fresh Water: 200 Holding: 153

Accommodations SALON:

32" pop-up flatscreen TV with Bell ExpressVu satellite system powered by a KVH M7 dome Sony surround Sound AV system with 5 speakers and subwoofer Sony 5 disc DVD player, Logitech Harmony RF remote control system, Sirius satellite radio and iPod integration 2 leather recliners 2 upholstered swivel chairs 1 leather sofa with storage, Concealed AC/DC distribution panel decor matched roman shades In soffit recessed overhead lighting with dimmers. Dining Area:

Cherry wood herringbone pattern top with pedestal on articulating slide when not in use 6 matching cherry wood chairs with cushioned seats China cabinet with place settings for six and premium monogrammed silverware Master Stateroom:

Full beam, king size berth with custom premium foam mattress His and her bathrooms with full size tub/shower Leather love seat 32" flatscreen TV with Bell ExpressVu satellite system Clarion speakers system with DVD/CD/FM entertainment system Deluxe walk-in closet with washer and dryer 4 dresser drawers Night tables with lamp lighting controls Security safe Foyer with large mirror and storage cabinets In soffit recessed overhead lighting with dimmers. Forward VIP Stateroom:

Queen size island berth with custom foam mattress Private Head with shower Two cedar lined hanging closets 20" flatscreen TV with Bell ExpressVu Satellite system SAT TV/DVD/CD/FM entertainment system. Third Guest Stateroom:

Twin berths with upgraded foam mattresses Convertible foam insert to convert to large queen size bed Cedar lined closet Access to day head with full shower.

Galley Jenn-Air full size refrigerator GE profile glass top stove with full size oven GE profile trash compactor Miele low profile dish washer Microwave Granite countertops Granite floor tiles Cuisinart coffeemaker 9 storage cupboards 6 storage drawers.

Equipment 23 Kw Kohler Generator Cockpit stbd side controls Bow and Stern Thrusters Power steering Cruisair air-conditioning 4 zone 80,000BTU with reverse cycle heat Hydraulic steering 5 blade 38" propellers Backup AC/DC panel in engine room Volvo hydraulic 3 piston trim tabs Stainless steel water tank Mach5 fresh water pump system-pressurized Fresh water faucet tap in engine room Work bench in engine room Hydraulically actuated boarding platform for tender Bidge air exhaust vent Fire suppression system for engine room and generator room

Lower Helm Unobstructed viewing area Raymarine E120 series electronics package with 4kw radar VHF radio Depth sounder Raymarine autopilot Bench observation seating Storage area



underneath helm, windshield wipers emergency engine shutdown and control station CAT engine diagnostic displays, Thruster control with wireless remote control

Flybridge Full upper helm with electronics mimic the lower helm Wetbar with fridge and icemaker Double Gaggenau grills Corian counter bar return with lighting effect LED courtesy lights Overhead navigation and courtesy lights Ample storage bays Premium leather bar stools Teak inlay table with seating for eight Teak deck chairs Glass hatch with stairway to salon Full removable 'EZ2C' canvas enclosure (not pictured) Teak recliners on aft overhang deck (not pictured).

Aft Cockpit Beautiful custom high-gloss solid teak table with polished stainless pedestal legs Cockpit station engine/thruster controls Bumper storage lockers Port and starboard spigot taps with washdown showers LED courtesy lighting

Additional AC/DC distribution panels with PLC controlled circuit breakers and integral generator controls 8 x 8D series marine batteries 4 Mastervolt battery chargers Dual cablemasters GFCI protection on all outlets Mastervolt 4000W Inverter Isolation transformers on the internal shore power lines Tinned copper wiring system meets or exceeds ABYC standards 2x 16 Gallon water heaters battery master disconnect switches 9x bilge pumps 3700 gallons per hour each CO detectors throughout the cabins Docking lights Engine alarms Kahlenberg dual trumpet air horns ACR remote spotlight Maxwell 4000 windlass with 75lb anchor and chain counter.

## Dimensions

LOA: 69.92 feet LWL: 65 feet Beam: 17.92 feet Bridge Clearance: 24 feet

## Dimensions

Displacement: 94000

Engines Total Power: 2000

Tanks Fuel: 1200 Fresh Water: 200 Holding: 153

## Accommodations SALON:

32" pop-up flatscreen TV with Bell ExpressVu satellite system powered by a KVH M7 dome Sony surround Sound AV system with 5 speakers and subwoofer Sony 5 disc DVD player, Logitech Harmony RF remote control system, Sirius satellite radio and iPod integration 2 leather recliners 2 upholstered swivel chairs 1 leather sofa with storage, Concealed AC/DC distribution panel decor matched roman shades In soffit recessed overhead lighting with dimmers. Dining Area:

Cherry wood herringbone pattern top with pedestal on articulating slide when not in use 6 matching cherry wood chairs with cushioned seats China cabinet with place settings for six and premium monogrammed silverware Master Stateroom:

Full beam, king size berth with custom premium foam mattress His and hear bathrooms with full size tub/shower Leather love seat 32" flatscreen TV with Bell ExpressVu satellite system Clarion speakers system with DVD/CD/FM entertainment system Deluxe walk-in closet with washer and dryer 4 dresser drawers Night tables with lamp lighting controls Security safe Foyer with large mirror and storage cabinets In soffit recessed overhead lighting with dimmers. Forward VIP Stateroom:

Queen size island berth with custom foam mattress Private Head with shower Two cedar lined hanging closets 20" flatscreen TV with Bell ExpressVu Satellite system SAT TV/DVD/CD/FM entertainment system. Third Guest Stateroom:

Twin berths with upgraded foam mattresses Convertible foam insert to convert to large queen size bed Cedar lined closet Access to day head with full shower.

Galley Jenn-Air full size refrigerator GE profile glass top stove with full size oven GE profile trash compactor Miele low profile dish washer Microwave Granite countertops Granite floor tiles Cuisinart coffeemaker 9 storage cupboards 6 storage drawers.

Equipment 23 Kw Kohler Generator Cockpit stbd side controls Bow and Stern Thrusters Power steering Cruisair air-conditioning 4 zone 80,000BTU with reverse cycle heat Hydraulic steering 5 blade 38" propellers Backup AC/DC panel in engine room Volvo hydraulic 3 piston trim tabs Stainless steel water tank Mach5 fresh water pump system-pressurized Fresh water faucet tap in engine room Work bench in engine room Hydraulically actuated boarding platform for tender Bildge air exhaust vent Fire suppression system for engine room and generator room

Lower Helm Unobstructed viewing area Raymarine E120 series electronics package with 4kw radar VHF radio Depth sounder Raymarine autopilot Bench observation seating Storage area underneath helm, windshield wipers emergency engine shutdown and control station CAT engine diagnostic displays, Thruster control with wireless remote control

Flybridge Full upper helm with electronics mimic the lower helm Wetbar with fridge and icemaker Double Gaggenau grills Corian counter bar return with lighting effect LED courtesy lights Overhead navigation and courtesy lights Ample storage bays Premium leather bar stools Teak inlay table with seating for eight Teak deck chairs Glass hatch with stairway to salon Full removable 'EZ2C' canvas enclosure (not pictured) Teak recliners on aft overhang deck (not pictured).

Aft Cockpit Beautiful custom high-gloss solid teak table with polished stainless pedestal legs Cockpit station engine/thruster controls Bumper storage lockers Port and starboard spigot taps with washdown showers LED courtesy lighting

Additional AC/DC distribution panels with PLC controlled circuit breakers and integral generator controls 8 x 8D series marine batteries 4 Mastervolt battery chargers Dual cablemasters GFCI protection on all outlets Mastervolt 4000W Inverter Isolation transformers on the internal shore power lines Tinned copper wiring system meets or exceeds ABYC standards 2x 16 Gallon water heaters battery master disconnect switches 9x bildge pumps 3700 gallons per hour each

---

CO detectors throughout the cabins Docking lights Engine alarms Kahlenberg dual trumpet air horns ACR remote spotlight Maxwell 4000 windlass with 75lb anchor and chain counter.

## Basic Information

---

**Category:** Motor Yacht

**Model Year:** 2007

**Year Built:** 2007

**Country:** United States

## Dimensions

---

**LOA:** 65' 0" (19.81m)

## Accommodations

---

**Total Cabins:** 3

## Hull and Deck Information

---

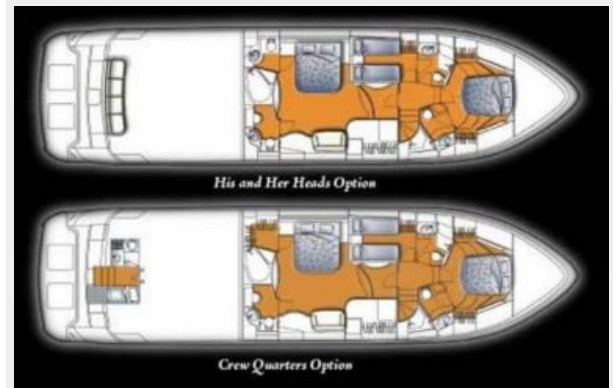
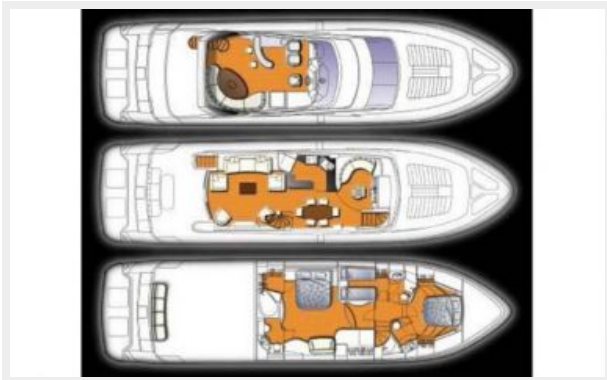
**Hull Material:** Fiberglass


## Engine Information

---

**Manufacturer:** MTU

# PHOTOS



















---

# CONTACTS

---

Andrey Shestakov, leading yacht broker of the sales department of Shestakov Yacht Sales Inc. Shestakov Yacht Sales Inc., the official representative of the Miami/Fort Lauderdale FL headquarters.

---

## Contact details

---

Email: [andrey@shestakovyachtsales.com](mailto:andrey@shestakovyachtsales.com)

Web: [shestakovyachtsales.com/en/](http://shestakovyachtsales.com/en/)

---

## Telephones

---

USA: +1(954)274-4435

---

## Office hours

---

Monday – Saturday: **9:00 - 21:00** EDT

Sunday: **closed**

---

## Address

---



Harbour Towne Marina, 850 NE 3rd St,  
STE 213, Dania, FL 33004