

PATIENT WADER — SEA RAY



Builder: [SEA RAY](#)

Year Built: 2003

Model: Motor Yacht

Price: PRICE ON APPLICATION

Location: United States

LOA: 39' 0" (11.89m)

Beam: 14' 3" (4.34m)

Max Draft: 3' 0" (0.91m)

Cruise Speed: 22 Kts. (25 MPH)

Max Speed: 25 Kts. (29 MPH)

Our experienced yacht broker, Andrey Shestakov, will help you choose and buy a yacht that best suits your needs **PATIENT WADER — SEA RAY** from our catalogue. Presently, at Shestakov Yacht Sales Inc., we have a wide variety of yachts available on our sale's list. We also work in close contact with all the big yacht manufacturers from all over the world.

If you would like to buy a yacht **PATIENT WADER — SEA RAY** or would like help answering any questions concerning purchasing, selling or chartering a yacht, please call **+1(954)274-4435**

TABLE OF CONTENTS

TABLE OF CONTENTS	2
SPECIFICATIONS	6
Basic Information	6
Dimensions	6
Speed, Capacities and Weight	6
Accommodations	6
Hull and Deck Information	6
Engine Information	7
DETAILED INFORMATION	8
OVERVIEW	8
ACCOMMODATIONS	8
COCKPIT	8
MAIN SALON	9
MASTER STATEROOM & MASTER ENSUITE HEAD W/SHOWER STALL	9
GUEST STATEROOM & HEAD W/SHOWER STALL	10
GALLEY	10
Electronics	11
ELECTRICAL EQUIPMENT	11
MECHANICAL EQUIPMENT	12
HULL & DECK	13
Exclusions	14
Disclaimer	14
PHOTOS	15
Bow View	15
Starboard View	15
Transom View	15
Cockpit Looking Aft	15
Cockpit To Starboard	16

Cockpit To Port	16
Cockpit Wet Bar W/Sink & Fridge	16
Aft Cockpit Seating & Table	16
Companionway To Salon	16
Cockpit Looking Forward	16
Salon Looking Forward	17
Salon Sofa and Table with Stools Stored	17
High-Gloss Burl Wood	17
Salon Looking Aft	17
Aft Master Stateroom W/Queen Size Bed	17
Aft Stateroom To Port W/Nightstand	17
Master Head W/VacuFlush Marine Toilet	18
Aft Stateroom To Starboard W/Full Length Cedar Lined Hanging Lockers	18
Fully Enclosed Stand-Up Master Shower	18
Forward Guest Stateroom Looking Forward	18
Guest Stateroom To Starboard	19
Guest Stateroom to Port	19
Forward Guest Head W/Fully Enclose Stand-Up Shower, Vanity, & VacuFlush Marine Toilet	19
Full Galley W/Glass Cooktop, Fridge/Freezer, Microwave, & Sink	19
Molded Solid Surface Corian Sink W/Garbage Drop	19
2-Burner Glasstop Stove	19
Full Length Fridge/Freezer	20
Sharp Microwave	20
Double Helm Seat W/Fully Adjustable & Electric Captains Seat	20
Helm Station W/All Controls, Gauges, & Electronics	20
Upgraded Raymarine Hybrid Touch Plotter/Sounder	20
Smartcraft Engine Monitoring System	20
Raymarine RL80C Radar W/4kw Open Radar Antenna	21
Raymarine ST7001+ Autopilot	21

Raymarine VHF Helm	21
Raymarine VHF Galley	21
Vetus Bow Thruster	21
Engine Sync Controls	21
Sea Ray Systems Monitor	22
ACR Point Pad Control For Bow Spotlight	22
Fiberglass Hardtop	22
Salon LG Flatscreen TV	22
Zenith DVD/VCR Combo	22
Clarion XMD 1 Marine Stereo/CD Player	22
Clarion Helm Remote	23
Clarion 6-Disc CD Changer	23
AC/DC Electrical Cabinet Located In Salon	23
Clarion Cockpit Speakers	23
Automatic Cable-Master For 50 Amp Cord	24
Onan 9kw Generator	24
Hot/Cold Transom Shower	24
Engine Looking Aft	24
Port Engine	24
Starboard Engine	24
Aft Swim Platform W/Shower & Molded Stairs	25
Transom Door	25
Stainless Bow-Pulpit W/Plow Anchor & Spotlight	25
Stainless Electric Windless & Anchor Lockers	25
Bow Looking Forward W/Stainless Railing	26
Bow Looking Aft W/Large Deck Hatch	26
Stainless Boarding Ladder	26
Wide Side Decks	26
Aft Storage Locker	26

New Bottom Job October 2014	26
Cabin Layout	27
Cockpit Layout	27
CONTACTS	28
Contact details	28
Telephones	28
Office hours	28
Address	28

SPECIFICATIONS

Basic Information

Category: Motor Yacht

Sub Category: Double Cabin

Model Year: 2003

Year Built: 2003

Country: United States

Vessel Top: 2363

Cockpit: Yes

Dimensions

LOA: 39' 0" (11.89m)

Beam: 14' 3" (4.34m)

Max Draft: 3' 0" (0.91m)

Clearance: 13' 8" (4.17m)

MFG Length: 41' 9" (12.73m)

Speed, Capacities and Weight

Cruise Speed: 22 Kts. (25 MPH)

Max Speed: 25 Kts. (29 MPH)

Displacement: 26500 Pounds

Water Capacity: 100 Gallons

Holding Tank: 54 Gallons

Fuel Capacity: 300 Gallons

Accommodations

Total Cabins: 2

Total Berths: 3

Sleeps: 4

Total Heads: 2

Hull and Deck Information

Hull Material: Fiberglass

Engine Information

Engines: 2

Manufacturer: Cummins

Model: 480CE

Engine Type: Inboard

Fuel Type: Diesel

DETAILED INFORMATION

OVERVIEW

Twin Cummins 480EC 446 HP Diesel Engines & Onan 9kw Generator

This 390 Sea Ray Motoryacht is in excellent condition and a must see! She is fully loaded with electronics, 4-zone air conditioning (including cockpit), 2-staterooms & 2-heads, full galley, bow thruster, electric windless anchor, hot/cold transom shower, all service is up to date, and as of October 2014 has a fresh bottom job and complete detail.

If you are looking for a pristine turn-key vessel, don't miss this one!

Owner is ready to move up, bring offers!!

ACCOMMODATIONS

Beautiful "Blossom Cherry" interior with deep-pile carpeting, carpet runners, great lighting and ventilation. Interior includes large comfortable salon, spacious aft master stateroom with ensuite head and shower stall, forward guest stateroom with head and shower stall, and galley with all the appliances necessary to entertain guests and take care of your family with ease.

The owner's wife is an interior decorator and has made sure that this Sea Ray interior is up-to-date with all the current fashion décor.

- 4 Zone-Controlled Reverse-Cycle System (56000 BTU Total)
- Full Galley
- 2 Staterooms
- 2 Full Heads
- Carbon Monoxide Monitors

COCKPIT

Large cockpit with breathtaking views all around provides great entertaining with wet bar, reffridgerater , and easy access to the cabin, aft deck and helm station. The aft deck sunbrella enclosure offers privacy or great all around viewing.

- 16000 BTU AC
- 20" Flatscreen
- Clarion Marine Speakers

- Cockpit Table
- Beverage Holders (5)
- Aft Deck screen enclosure
- Carpet Liner, Snap-In
- Door, Cabin Entry - Acrylic
- Door, Transom
- Doors, Aft Deck Entry - Acrylic - Port & Starboard
- Floor Liner, Fiberglass - Self-Bailing
- Handrails, 316 Stainless Steel
- Hardtop, Fiberglass, (20x20) Hatch w/Overhead Lighting
- Lighting, 12V
- Lighting, 12V w/4-Way Switching Capability
- Lighting, Indirect
- Outlet, 12V Accessory
- Seating, Companion Bench
- Seating, Helm - Custom w/Heavy-Duty Pedestal, Slide & Electric Vertical Adjustments
- Seating, Portside w/Storage Below
- Ship's Bell
- Skirting, Aft Deck - Molded Fiberglass w/Doors &
- Storage
- Wet Bar w/Sink, Trash Receptacle, Grab Handles, Stainless Steel Beverage Holders & Refrigerator (120V)

MAIN SALON

- Hatch, Engine Service - Gas-Assisted
- Seating, Sofa w/Storage Below - Port (Ultraleather HPTM)
- Seating, Sofa w/Storage Below - Starboard (Ultraleather HPTM)
- Storage, Cabinet - Port
- Table, Salon (Movable) Hi-Lo w/High-Gloss Burl Surface & Stools
- TV/VCR/Radio Combo, 25" Flatscreen w/Remote

MASTER STATEROOM & MASTER ENSUITE HEAD W/SHOWER STALL

- Bed, Queen-Size w/Innerspring Mattress, Pillows, Sheets, Coordinated Spread & Storage Below w/Gas-Assisted Actuators
- Door, Privacy
- Hanging Locker, Full-Length Cedar-Lined w/Lights - Port
- Nightstand, Built-In w/Solid Surface Top
- Storage, Dresser Drawer Unit w/Solid Surface Top
- Storage, Locker w/Shelves

- Flatscreen TV

Aft Master Stateroom Head/Shower:

- Bath Accessories, Chrome
- Clothes Hook
- Curtain, Shower
- Door, Head - Private Access from Vanity Area
- Door, Shower - Private Access from Vanity Area
- Handrails, Elliptical Stainless Steel
- Head, Large (VacuFlush®)
- Power Vent, 12V
- Shower w/Seat & Adjustable Shower Wand
- Storage, Cabinet w/Mirrored Door
- Storage, Medicine Cabinet - Mirrored
- Vanity w/Molded Solid Surface Countertop w/Integral Sink, Grohe® Faucet & Storage Below

GUEST STATEROOM & HEAD W/SHOWER STALL

- Beds, Twin (2) - w/Filler Cushions to Convert Starboard into Full-Size Bed w/Pillow Cases & Sheets
- Door, Privacy
- Hanging Locker, Full-Length w/Light - Port
- Mirrored Rope Locker Bulkhead
- Nightstand, Built-In w/Solid Surface Top
- Storage, Gunwale Cabinets
- Storage, In-Floor

Forward Head/Shower:

- Bath Accessories, Chrome
- Clothes Hook
- Door, Privacy - Access from Forward Stateroom & Salon
- Handrails, Elliptical Stainless Steel
- Head, Large (VacuFlush®)
- Power Vent, 12V
- Shower w/Seat, Adjustable Shower Wand & Circular Acrylic Door
- Storage, Medicine Cabinet - Mirrored
- Vanity w/Solid Surface Countertop, Sink, Grohe® Faucet & Storage Below

GALLEY

- Breakfast Bar, Solid Surface

- Wood flooring in the Galley
- Coffeemaker, 120V (Spacemaker™)
- Countertop, Molded Fiberglass w/Granite-Colored Gel-Coat, Sink, Single-Lever Grohe® Faucet & Corian® Sink Cover
- Handrails, Stainless Steel
- Microwave/Convection Oven, 120V
- Power Vent, 12V
- Refrigerator/Freezer, 110V
- Storage, Under Steps
- Storage, Upper & Lower w/Designated Plate & Glass Storage
- Stove, 120V Recessed Two-Burner
- Trash Receptacle w/Chute & Corian® Cover

Electronics

- Raymarine Hybrid Touch Plotter/Sounder
- Raymarine RL80C Radar
- Raymarine 4kw Open Array Radar
- Raymarine VHF Radio W/Mic's at Helm & In Salon
- Raymarine ST7001+ Autopilot
- Danforth 4" Compass
- Smartcraft Engine Monitoring System
- Clarion Marine Stereo System

ELECTRICAL EQUIPMENT

Onan 9kw Generator W/1800 Hours

- Remote Start w/Muffler, Freshwater Cooling, Fuel Filter, Seacock & Seawater Strainer
- Batteries (6) w/Trays & Switches
- 1 Intelli-Power Battery Charger/Converter For House Batteries, 120V/50 Amp/12V
- 1 Promatic 21 Amp Charger For Bow Thruster Batteries
- Panel, Circuit Breaker - Remote
- Panel, DC Main Breaker
- Panel, Main Distribution - AC
- Panel, Main Distribution - DC
- Shore Power, Dual 30 Amp/120V/60 Cycle w/50' Cords & Adapters
- Electric Cablemaster for shore power cord
- TV/Phone Inlet w/TV Antenna, TV Shore Cord & Phone Shore Cord
- Wiring, Color-Coded w/Chafe Protection

MECHANICAL EQUIPMENT

Twin Cummins 480CE Turbo (446HP) w/1350 Hours

Helm Control Station:

- Vetus Bow Thruster
- Alarms, Engine - Oil, Water & Transmission Oil Alarms, High-Water - Bilge
- Compass
- Emergency Start System - Engines
- Gel-Coated Dash - Tan
- Horns, Air (Concealed) - Dual Trumpet
- Panel, Instrument - High-Gloss Burl
- Panel, Switch (Backlit) - High-Gloss Burl
- Shift & Throttle Controls w/Gold Knobs
- SmartCraft™ Diagnostics: Instrumentation, Custom Sea Ray® SmartCraft 4-in-1 Multigauges (2) w/Low-Glare Blue Night Lighting & Chrome Bezels (Includes: Fuel Level, Oil Pressure, Voltmeter, Water Temperature)
- SmartCraft System View (Includes: Air & Water Temperature, Combined Fuel Flow/Range, Depth, Engine Alarms/Hourmeters, Engine Synchronizer, GPS Interface, System Maintenance Records)
- Spotlight w/Dual Halogen Bulbs - Remote-Controlled (ACR®)
- Steering, Hydraulic
- Steering, Tilt Wheel
- Steering Wheel, Wood-Accent
- Switches, Illuminated Weatherproof Rockers & Dimmer Control
- Systems Monitor, Digital LCD - for Engine Diagnostics & Pump Monitoring

Engine Room:

- Bilge Pumps, 12V Automatic (2)
- Bilge Pumps, 12V Automatic High-Water
- (1 Bilge, 1 Cabin)
- Blowers, 12V Bilge (2)
- Engine Drip Sumps
- Exhaust, Underwater - Patented
- Fire Suppression System - Automatic w/Manual Pull
- Gel-Coated Engine Room, Oyster
- Insulation, Engine Room - 2" w/Vinyl Barrier
- Ladder, Stainless Steel - Removable
- Lighting, 12V
- Oil Changer System

Fuel System:

- Fuel Filters, Engine Mounted - Diesel (Racor®)
- Fuel Lines, USCG - Type A-1
- Fuel Tanks, Aluminum w/Electric Anti-Siphon Valves & Electric Sending Units (2)

Water System:

- Freshwater Hose & Spigot - Engine Room
- Freshwater Washdown Spigot - Cockpit
- Freshwater Washdown Spigot - Transom
- Pressure Water System w/12V Pump
- Shower, Cockpit - Hot & Cold
- Water Heater, 120V (11-Gallon)
- Water Inlet, Dockside
- Water Manifold System
- Water Tank (100-Gallon)

Waste Systems:

- Head System (VacuFlush®)
- Holding Tank Level Indicators - MDP & Heads
- Holding Tank w/Dockside Pump-Out (54-Gallon)
- Sump Box w/Pump - Automatic

HULL & DECK

- NEW BOTTOM PAINT - OCTOBER, 2014.
- Lofrans Progress Windlass with rope/chain w/foot switches
- Anchor, Galvanized
- Anchor Chute, Stainless Steel
- Anchor Rope/Chain Storage w/Hatches
- Anchor Washdown Spigot w/Hose
- Bow Rail, 316 Stainless Steel w/Welded Stanchions, Intermediate Rails & Life Lines
- Cleats, Custom Sea Ray® Thru-Bolted - Stainless Steel (6) Deck Fill Plates, Stainless Steel
- Deck Rails, 316 Stainless Steel
- Gel-Coat, Arctic White
- Graphics, Striping
- Handrails, 316 Stainless Steel
- Hatch, Deck Vent - Translucent w/Locks & Sky Screen Cover (20x20)
- Lights, Navigation
- Portlights, Stainless Steel (1 Fixed, 4 Opening)
- Resin, High-Performance Vinylester
- Rub Rail, PVC w/Stainless Steel Insert
- Storage, Transom Wall - Fenders & Gear
- Stringer System, Fiberglass Hatman

-
- Swim Platform, Integral w/Concealed Stainless Steel Three-Step Swim Ladder w/Integral Grab Handle
 - Thru-Hull Fittings, Color-Coordinated
 - Toe Rail, Molded Fiberglass - Deck
 - Vent System, Engine Room - Integral
 - Window,Aft Stateroom (Kick-Out)
 - Window,Tempered/Tinted Glass Bonded - Forward Stateroom
 - Windows,Tempered/Tinted Glass Bonded-In - Galley & Salon
 - Windshield,Aluminum Curved Tri-Section Tinted Glass, Electric Front Vent & Sliding Side Windows
 - Windshield Washer System
 - Windshield Wipers

Exclusions

Owner's personal belongings.

Disclaimer

The Company offers the details of this vessel or yacht in good faith but cannot guarantee or warrant the accuracy of this information nor warrant the condition of the vessel. A buyer should instruct his representatives, agents, or his surveyors, to investigate such details as the buyer desires validated. This vessel or yacht is offered subject to prior sale, price change, or withdrawal without notice.

PHOTOS

Starboard View



Bow View



Transom View



Cockpit Looking Aft



Cockpit To Starboard



Cockpit To Port



Cockpit Wet Bar W/Sink & Fridge



Aft Cockpit Seating & Table



Cockpit Looking Forward



Companionway To Salon



Salon Looking Forward



Salon Sofa and Table with Stools Stored



High-Gloss Burl Wood



Salon Looking Aft



Aft Master Stateroom W/Queen Size Bed



Aft Stateroom To Port W/Nightstand



Aft Stateroom To Starboard W/Full Length Cedar Lined Hanging Lockers



Master Head W/VacuFlush Marine Toilet



Fully Enclosed Stand-Up Master Shower



Forward Guest Stateroom Looking Forward



Guest Stateroom To Starboard



Guest Stateroom to Port



Forward Guest Head W/Fully Enclose Stand-Up Shower, Vanity, & VacuFlush Marine Toilet



Full Galley W/Glass Cooktop, Fridge/Freezer, Microwave, & Sink



Molded Solid Surface Corian Sink W/Garbage Drop



2-Burner Glasstop Stove



Sharp Microwave



Full Length Fridge/Freezer



Double Helm Seat W/Fully Adjustable & Electric Captains Seat



Helm Station W/All Controls, Gauges, & Electronics



Upgraded Raymarine Hybrid Touch Plotter/Sounder



Smartcraft Engine Monitoring System



Raymarine RL80C Radar W/4kw Open Radar Antenna



Raymarine ST7001+ Autopilot



Raymarine VHF Helm



Raymarine VHF Galley



Vetus Bow Thruster



Engine Sync Controls



Sea Ray Systems Monitor



ACR Point Pad Control For Bow Spotlight



Fiberglass Hardtop



Salon LG Flatscreen TV



Zenith DVD/VCR Combo



Clarion XMD 1 Marine Stereo/CD Player



Clarion Helm Remote

Clarion 6-Disc CD Changer



AC/DC Electrical Cabinet Located In Salon

Clarion Cockpit Speakers



Onan 9kw Generator



Automatic Cable-Master For 50 Amp Cord



Hot/Cold Transom Shower



Engine Looking Aft



Port Engine



Starboard Engine



Aft Swim Platform W/Shower & Molded Stairs



Transom Door




Stainless Bow-Pulpit W/Plow Anchor & Spotlight



Stainless Electric Windless & Anchor Lockers



Bow Looking Forward W/Stainless Railing




Bow Looking Aft W/Large Deck Hatch



Stainless Boarding Ladder



Wide Side Decks



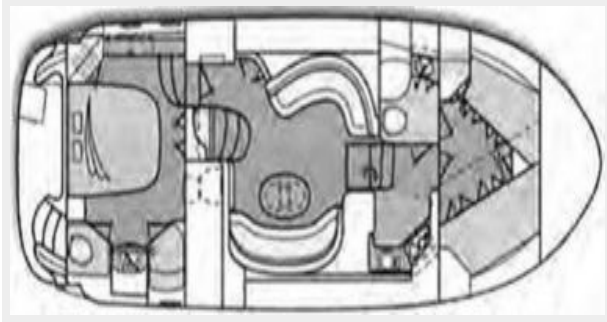
Aft Storage Locker



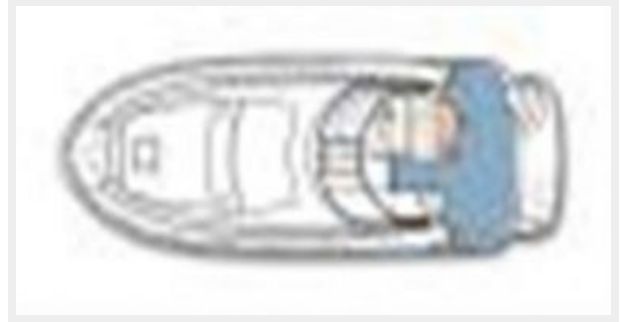
New Bottom Job October 2014



Cabin Layout



Cockpit Layout



CONTACTS

Andrey Shestakov, leading yacht broker of the sales department of Shestakov Yacht Sales Inc. Shestakov Yacht Sales Inc., the official representative of the Miami/Fort Lauderdale FL headquarters.

Contact details

Email: andrey@shestakovyachtsales.com

Web: shestakovyachtsales.com/en/

Telephones

USA: +1(954)274-4435

Office hours

Monday – Saturday: **9:00 - 21:00** EDT

Sunday: **closed**

Address



Harbour Towne Marina, 850 NE 3rd St,
STE 213, Dania, FL 33004