

REST ASHORED — SEA RAY



Builder: SEA RAY

Year Built: 2001

Model: Cruiser

Price: PRICE ON APPLICATION

Location: United States

LOA: 38' 0" (11.58m)

Beam: 14' 3" (4.34m)

Max Draft: 3' 1" (0.94m)

Cruise Speed: 18 Kts. (21 MPH)

Max Speed: 22 Kts. (25 MPH)

Our experienced yacht broker, Andrey Shestakov, will help you choose and buy a yacht that best suits your needs **Rest Ashored — SEA RAY** from our catalogue. Presently, at Shestakov Yacht Sales Inc., we have a wide variety of yachts available on our sale's list. We also work in close contact with all the big yacht manufacturers from all over the world.

If you would like to buy a yacht **Rest Ashored — SEA RAY** or would like help answering any questions concerning purchasing, selling or chartering a yacht, please call **+1(954)274-4435**

TABLE OF CONTENTS

TABLE OF CONTENTS	2
SPECIFICATIONS	5
Basic Information	5
Dimensions	5
Speed, Capacities and Weight	5
Accommodations	5
Hull and Deck Information	5
Engine Information	6
DETAILED INFORMATION	7
Accommodations	7
Galley	7
Salon	8
Engines	8
Electrical	8
COCKPIT	9
Helm and flybridge	9
Electronics	10
Deck	10
Exclusions	10
Disclaimer	10
PHOTOS	12
Forward cabin	12
Storage drawers under forward berth	12
Forward head and shower	12
Galley	12
Overview of Galley	12
Sharp microwave	12
Salon area	13

Looking aft in salon	13
Fwd starboard of salon, behind galley	13
Aft cabin, en suite	13
Aft cabin hanging locker	13
Aft berth	13
Aft shower	13
Aft head and vanity	13
Engine room access	14
Westerbeke generator	14
Battery control panels, and breakers	14
Flybridge	14
Flybridge	14
Raytheon R80	14
Raymarine RL70C	14
Raythen Ray 220	14
Raytheon ST7000+ AP	15
Ice maker	15
Wet bar	15
Aft bench in cockpit	15
Breaker panel	15
Breaker panel with ignition	15
View of foredeck from side	15
Bow	15
Chain locker	16
View of foredeck	16
Side view	16
CONTACTS	17
Contact details	17
Telephones	17

Office hours	17
Address	17

SPECIFICATIONS

Basic Information

Category: Cruiser

Model Year: 2001

Year Built: 2001

Country: United States

Dimensions

LOA: 38' 0" (11.58m)

Beam: 14' 3" (4.34m)

Max Draft: 3' 1" (0.94m)

Clearance: 9' 4" (2.84m)

MFG Length: 41' 3" (12.57m)

Speed, Capacities and Weight

Cruise Speed: 18 Kts. (21 MPH)

Max Speed: 22 Kts. (25 MPH)

Displacement: 23800 Pounds

Water Capacity: 100 Gallons

Holding Tank: 54 Gallons

Fuel Capacity: 302 Gallons

Accommodations

Total Cabins: 2

Total Heads: 2

Hull and Deck Information

Hull Material: Fiberglass

Engine Information

Engines: 2

Manufacturer: Caterpillar

Model: 3126TA

Engine Type: Inboard

Fuel Type: Diesel

DETAILED INFORMATION

Accommodations

This two cabin cruiser is configured for comfort as well as privacy.

The aft stateroom is accessed to port, as one leaves the main salon area. There are steps leading down into the cabin, and the queen berth is athwartships in the cabin, with the head toward the port hull. Between the berth and the entrance is a large, cedar-lined hanging locker. There is a built-in TV, full length mirror, built-in nightstand, and the berth has an inner spring mattress. The cabin has a lot of natural light, in part because of the hatch in the stern of the boat that serves as an escape hatch. There are numerous lights throughout, as well as power outlets.

Moving toward the starboard side of the cabin is the master head and shower. The shower has a separate door, and has a molded seat for comfort. There is also a grab handle located in the shower. The head is a Sealand Vacuflush with a seat cover. This is located directly opposite the shower, closest to the stern of the boat.

The Corian sink and countertop have storage both underneath as well as in mirrored cabinets above. There are two portholes giving additional natural light, as well as ventilation.

The forward guest stateroom is located forward of the galley, and is accessed by stepping down from the salon, past the galley. The berth is centerline, allowing one to access either side without disturbing anyone. The cabin is naturally light because of a large overhead hatch. The hatch has an Ocean-Aire screen, allowing one to keep the cabin shaded, or keep the bugs out when opened. The bug screen may also be retracted if one chooses to.

There are also two portholes located forward in the cabin on either side. As in the aft cabin, there are directional lights for reading, as well as cabin lights. There are cedar-lined hanging lockers, as well as drawers located under the berth. The entrance to the cabin has a door which may be closed for complete privacy.

Just aft of the cabin, to port, is the guest head and shower. It has a Sealand Vacuflush head with a seat cover. The sink is Corian, and there is storage both below and above in mirrored cabinets.

Just behind the head and shower, opposite the galley, is a Splendide 2000 vented washer/dryer. It is located in a large closed in area, giving additional storage.

The entire boat is heated and cooled by 3 reverse cycle A/C units. The 19000 BTU's are controlled by digital thermostats, in the two staterooms and salon.

Galley

The galley is located to starboard, just forward of the salon area. It is U shaped, but due to it's

location it is very spacious and open.

There are dual voltage fridge and freezer located under the countertop, as one steps into the galley. Moving outboard is the sink with pressurized hot and cold water. The trash receptacle is recessed next to the sink. Alongside is a Kenyon 3 burner electric cooktop. There are cabinets below the counter throughout the galley, as well as locker above. There is a built-in Sharp microwave, as well as a coffeemaker.

Salon

The large salon is entered directly from the cockpit as one enters the boat. There is a cabinet in the center against the aft bulkhead, with a TV, as well as additional storage. There is a large mirror above the cabinet, enhancing the feeling of spaciousness.

The large L shaped sofa converts into a double berth, and there is a free standing table, as well as an additional chair. There is an additional countertop on the starboard side, forward, which separates the salon area from the galley below.

There are power outlets, overhead lighting, and a stereo system with speakers. The large windshield has snap-on covers, and makes the salon light and airy.

Although fully carpeted, there are Sunbrella runners with snaps over the carpet. Engine access is through a hatch in the sole.

Engines

The boat is propelled by twin FWC Caterpillar 3126TA turbo diesels. Access is through hatches in the sole in the salon. The Westerbeke generator is located forward in the engine room.

The shaft seals are driplless, and there is an automatic fire suppression system in the engine room. The 1.5 inch SS shafts drive the 4 bladed propellers, and at 2800 RPM the output is 350 hp. There are Racor fuel/water separators, a high water alarm, and a Reverso oil change pump plumbed to both engines as well as the generator.

Engine hours are approximately 1075.

Electrical

There are two electrical systems on this boat. A/C or 120 volts, and DC or 12 volts. The A/C is brought to the boat via two 30 amp umbilicals. The Westerbeke generator provides 120 volt power when the boat is away from the dock.

The 12 volt power is supplied by batteries, and they are charged with an automatic charger/convertor. The AGM batteries are new as of August 2014, as is the battery charger.

The breaker panel controlling the electrical systems is located as one enters the boat from the cockpit. Further forward in the salon, on the starboard side, is an additional breaker panel as well as the battery switches. There are galvanic isolators and the boat is fully bonded.

COCKPIT

The cockpit is located directly behind the main salon area, and accessed from the swim platform via the molded steps, or through the glass doors from the side deck. Access to the boat, and the cockpit, is on the large swim platform. It is a non-skid surface, and has a recessed, covered stainless steel swim ladder. There are stainless steel rails along the stern of the boat, and the shore power is brought to the boat via the outlets located in a covered compartment on the port side of the stern.

There is a transom door which locks, and as one goes through that door one enters the cockpit. A large bench seat is located at the back, and opens to give storage. Opposite the bench is a wet bar, including an ice maker, sink, trash, and storage.

There is a hand shower with hot and cold water, and a freshwater washdown.

The cockpit is covered by a solid fiberglass hardtop cover, and is fully enclosed by Isinglass panels. There are clear doors leading to the side decks on either side. The salon is accessed through a sliding glass door to starboard from the cockpit. Access to the flybridge is via molded steps from the cockpit, on the port side.

Helm and flybridge

The flybridge is accessed directly from the cockpit, and is completely enclosed with canvas and Isinglass. The helm console is almost the full width of the flybridge, with a small area off to the side with a couple of drink holders. There are two bucket seats, one of which is located at the wheel for the pilot. Behind is a bench seat with a back rest for any additional passengers or guests.

The console contains all the controls for the boat, as well as the electronics. The gauges for the engines are located directly in front of the wheel, with the transmission levers to the left of the wheel and the throttles to the right. To the right of the throttles is a breaker control panel. Beneath the panel is the Raytheon Ray 220 VHF/Hailer. To the right of the breaker panel is an ACR RCL-100 control pad for the spotlight.

Between the wheel and the shift levers is a Raytheon ST Tridata. Underneath that are the Bennet trim tabs. To the left of the shift levers is the stereo remote controller.

There are also remote controls for the windlass, a SeaFire automatic engine room fire extinguishing system monitor and control, and the hydraulic steering is controlled by the tilted wheel ..

Electronics

The electronics are all conveniently located at the helm station, and are complete.

Raytheon Ray 220 VHF and hailer

Raytheon ST7000+ autopilot

Raytheon ST60 tridata

Raytheon plus Pathfinder R80 radar/GPS chartplotter with multi-function display

Raymarine RL70C chartplotter/radar

Deck

The deck consists of a large area forward of the flybridge. It is accessed from either side through the clear doors from the cockpit. There are SS railings for support as one moves forward. The diesel fill is located on the side deck on the starboard side. Moving forward, the deck opens up and offers a clean view. There is one large hatch, which is located above the forward cabin, and the SS railing runs all the way forward on both sides to the pulpit. Close to the pulpit are two SS fender storage racks for two fenders each.

The windlass is a Lofrans Progress electric windlass, with chain and nylon rode. The anchor is a Delta style anchor. There is also a washdown located in the anchor locker.

Bottom paint was redone in August 2014.

Exclusions

Owner's personal belongings.

Disclaimer

The Company offers the details of this vessel or yacht in good faith but cannot guarantee or warrant the accuracy of this information nor warrant the condition of the vessel. A buyer should instruct his representatives, agents, or his surveyors, to investigate such details as the buyer

desires validated. This vessel or yacht is offered subject to prior sale, price change, or withdrawal without notice.

PHOTOS


Forward cabin



Storage drawers under forward berth



Forward head and shower




Galley



Overview of Galley



Sharp microwave



Salon area



Looking aft in salon



Fwd starboard of salon, behind galley



Aft cabin, en suite



Aft cabin hanging locker



Aft berth



Aft shower



Aft head and vanity



Engine room access



Westerbeke generator



Battery control panels, and breakers



Flybridge



Flybridge



Raytheon R80



Raymarine RL70C




Raythen Ray 220



Raytheon ST7000+ AP



Ice maker



Wet bar




Aft bench in cockpit



Breaker panel



Breaker panel with ignition




View of foredeck from side




Bow




Chain locker



View of foredeck



Side view



CONTACTS

Andrey Shestakov, leading yacht broker of the sales department of Shestakov Yacht Sales Inc. Shestakov Yacht Sales Inc., the official representative of the Miami/Fort Lauderdale FL headquarters.

Contact details

Email: andrey@shestakovyachtsales.com

Web: shestakovyachtsales.com/en/

Telephones

USA: +1(954)274-4435

Office hours

Monday – Saturday: **9:00 - 21:00** EDT

Sunday: **closed**

Address



Harbour Towne Marina, 850 NE 3rd St,
STE 213, Dania, FL 33004