

EBB TIDE — RANGER BOATS



Builder: RANGER BOATS

Year Built: 2011

Model: Trawler

Price: PRICE ON APPLICATION

Location: United States

LOA: 29' 0" (8.84m)

Beam: 10' 0" (3.05m)

Min Draft: 2' 4" (0.71m)

Our experienced yacht broker, Andrey Shestakov, will help you choose and buy a yacht that best suits your needs **Ebb Tide — RANGER BOATS** from our catalogue. Presently, at Shestakov Yacht Sales Inc., we have a wide variety of yachts available on our sale's list. We also work in close contact with all the big yacht manufacturers from all over the world.

If you would like to buy a yacht **Ebb Tide — RANGER BOATS** or would like help answering any questions concerning purchasing, selling or chartering a yacht, please call **+1(954)274-4435**

TABLE OF CONTENTS

TABLE OF CONTENTS	2
SPECIFICATIONS	3
Overview	3
Basic Information	7
Dimensions	7
Speed, Capacities and Weight	7
Accommodations	7
Hull and Deck Information	7
Engine Information	7
PHOTOS	8
CONTACTS	14
Contact details	14
Telephones	14
Office hours	14
Address	14

SPECIFICATIONS

Overview

Beautiful boat, loaded and ready to cruise! Yanmar 260, 280 hours, Onan generator upgrade, bow and stern thrusters, solar panel, Garmin 5215 upgrade, A/P, 2 - A/C's, Inverter, all the bells and whistles.....too much to list here. She is turn key and ready to cruise. Trailerable! So she is ready to take you wherever you want to cruise! Owner done with cruising and moving down. Offers.

From the manufacturer.....

"Imagine a 40-foot cruiser with sleeping accommodations for up to six adults, live-aboard accommodations, a complete navigation electronics package and the economy and reliability of diesel power. Imagine its headroom and elbow-room, complete galley and head with shower, and its standard bow and stern thrusters for pinpoint maneuvering. **Boat Name** Ebb Tide **Specs** Hull Shape: Semi-Displacement **Dimensions** Beam: 10 ft 0 in Minimum Draft: 2 ft 4 in Dry Weight: 9250 lbs **Engines** Engine 1: Engine Brand: Yanmar Engine Model: 6BY-2 Engine Type: Inboard Engine/Fuel Type: Diesel Engine Hours: 280 Engine Power: 260 HP **Tanks** Fresh Water Tanks: (70 Gallons) Fuel Tanks: (120 Gallons) Holding Tanks: (40 Gallons)

Walkthrough

Entering from the spacious Cockpit a center line door opens into the main Salon. Immediately to port, there is access to a large Guest Stateroom with bi-fold privacy door. The large galley is to starboard and convertible settee to port with the helm station forward to starboard. There is a lockable, sliding door at the helm for access to the side and fore decks. The aft facing dinette seat flips to convert to a double seat for the mate to sit forward. It also features a flip up chart table. The dinette Hi-Lo table drops down to convert to a double berth. Moving forward, you have 2 steps down into the spacious Master Stateroom with a large berth, entertainment center and a separate head / shower enclosed compartment.

Accommodations

- ***Salon dinette converts to berth***
- ***Master queen berth***
- ***Master stateroom, DVD, CD, 22" flat screen TV***
- ***Salon 19" TV/DVD on stow away, swing down bracket.***
- Cable outlets, dockside TV
- Enclosed head w/ separate corian shower and sink
- Marine head, electric, holding tank, deck pump-out
- ***Midship dbl berth with privacy door***
- Folding helm seat

- **Forward facing companion seat, with folding table, converts to dinette seating**
- **Teak & holly cabin sole**
- Storage lockers w/ teak-louvered doors
- **Fusion AM/FM CD with 10 disk changer and MP3 unit in Master Stateroom. Salon stereo remote**
- Brass opening portlights w/ hooks, screens
- Forward opening deck hatch
- Five opening hatches on pilothouse roof w/ screens
- Pilothouse side door, stbd, sliding, locking

Galley

- **Double SS sink with single lever pull out faucet**
- Pressure water system
- Hot water tank 6 gallon
- **Water tank level monitor**
- Refrigerator 12 v DC
- **Wine cooler 6 bottle AC/DC**
- Princess Dual-burner propane stove with oven
- **Contoure Microwave / convection combo**
- Ample cabinet, drawer and counter space
- Spice and glassware rack storage

Electrical

- **Onan 5KW generator in sound shield**
- **Pro Mariner 2500 Watt Inverter**
- **Jabsco 6" S/S Remote-controlled spotlight**
- **Batteries (6 New 5/2014) w/ charging relays, crossover**
- **Kyocera 135 watt solar panel with remote control panel**
- Battery charger 50 amp, 115 v, 3 bank
- Electrical panels AC/DC
- **Single-lever engine control, electronic throttle/shift**
- Trim tabs 12v hydraulic
- Navigation lights w/ light boards
- Dual trumpet horn 12 v
- **Two bilge pumps 12 v automatic 1000 gph (2 spares with float switches)**
- Washdown system (raw water)
- Bonded 12 v electrical system
- (2) Carbon monoxide detector
- Interior cabin lighting 12 v
- Power outlet 12 v (3), 110 v (4)
- Shorepower Twin 30 amp 115 v w/ 50' cord and splitter

Electronics / Helm

- **Garmin GHC 10 Autopilot with wireless remote**
- **Garmin 5215 (15') touch screen color chartplotter with pre-loaded charts, depth and radar.**
- **Garmin 4 KW HD radar dome**
- GPS antenna & transducer
- Garmin VHF 2000 VHF radio
- **Yanmar Digital Engine Monitor**
- Compass
- Ships Bell
- Windless Remote
- Heater Control
- Bilge Alarm
- 12 V receptacle
- **Jabsco S/S 6" Spotlight remote**
- Trim Tab controls
- Single lever engine control

Mechanical

- **Reverse cycle Air Conditioning (2 units) 16,000 BTU/12,000 BTU**
- **Side Power Bow thruster & Stern thruster**
- **Sea Strainers**
- Trim Tabs
- Electric marine head
- Cabin heater (engine)
- Fuel Filters

Deck

- **50" stainless steel mast, hinged**
- **Lewmar 1000 SS windlass (helm & bow controls)**
- **22# Delta Fastset Anchor with 50' HT Chain and 200' rode**
- **Spare Fortress anchor and rode**
- Anchor locker, ss self-launching roller
- **Foredeck seating cushions**
- Courtesy lights, cockpit entry step, side & bow
- Fiberglass cockpit liner, self bailing, w/ non-skid
- **Cockpit convenience center with sink, storage & cooler**
- SS bow & cockpit railings
- 2 Rod holders
- Visor / drip rails, fwd & side windows
- **Life Sling**

- Electric windshield wipers (4)
- Swim platform w/SS ladder & fenders
- Transom door
- Bronze rudder w/ zincs
- Raw water wash down
- CG Package including life jackets and flares
- Fenders and lines

Premium Optional Equipment

- Aft Bimini Top with Sunbrella fabric and boot
- Reverse Cycle Air Conditioning (2 units) 16,000 BTU/12,000 BTU
- Kyocera 135w solar panel with remote control panel
- Upgrade from standard genset to ONAN 5Kw with sound enclosure
- Upgraded Navigation Package, Garmin 5215 touch screen color plotter with 4KW Radome and Depth
- Upholstery upgrade on dinette

Exclusions

- Dinghy and Motor Personal Items Engraved Glassware

Now imagine all this—and more—in a trailerable 29-foot hull. That's the idea behind the Ranger R-29, a comfortable family cruiser offering admirable range, a smooth ride, responsive performance and all the standard features you need for a cruise itinerary that could be measured in weeks, not just weekends. Among the R-29's many noteworthy features are two private double staterooms plus a convertible dining banquette that converts to a third berth; a fully-equipped galley that's ergonomically arranged for efficient meal preparation; large view windows and five opening skylight hatches for outstanding light and ventilation. There's even a pilothouse door for immediate access to the foredeck, and a molded-in cabinet in the self-bailing cockpit for refreshment service and additional storage.

Thoughtful extras include a cabin-top rack for securing water toys, crab pots or bicycles; a stainless steel railing system surrounding the transom platform; and a hinged mast for trailering and access beneath low bridges."

Basic Information

Category: Trawler

Sub Category: Tug

Model Year: 2011

Year Built: 2011

Country: United States

Dimensions

LOA: 29' 0" (8.84m)

Beam: 10' 0" (3.05m)

Min Draft: 2' 4" (0.71m)

Speed, Capacities and Weight

Displacement: 9250 Pounds

Water Capacity: 70 Gallons

Holding Tank: 40 Gallons

Fuel Capacity: 120 Gallons

Accommodations

Total Cabins: 1

Hull and Deck Information

Hull Material: Fiberglass

Engine Information

Engines: 1


Manufacturer: Yanmar

Model: 6BY-2

Engine Type: Inboard


Fuel Type: Diesel


PHOTOS













CONTACTS

Andrey Shestakov, leading yacht broker of the sales department of Shestakov Yacht Sales Inc. Shestakov Yacht Sales Inc., the official representative of the Miami/Fort Lauderdale FL headquarters.

Contact details

Email: andrey@shestakovyachtsales.com

Web: shestakovyachtsales.com/en/

Telephones

USA: +1(954)274-4435

Office hours

Monday – Saturday: **9:00 - 21:00** EDT

Sunday: **closed**

Address



Harbour Towne Marina, 850 NE 3rd St,
STE 213, Dania, FL 33004