

## SOLFERINO — QUEEN LONG MARINE



**Судостроитель:** QUEEN LONG MARINE

**Год постройки:** 1997

**Модель:** Крейсерская яхта

**Цена:** **ЦЕНА ЯХТЫ ПО ЗАПРОСУ**

**Местонахождение:** United Kingdom

**Длина общая:** 45' 11" (14.00m)

**Ширина:** 13' 8" (4.17m)

**Мин. осадка:** 6' 3" (1.91m)

**Крейс. скорость:** 6 Kts. (7 MPH)

**Макс. скорость:** 8 Kts. (9 MPH)

Купить **SOLFERINO — QUEEN LONG MARINE** а также выбрать подходящую вам яхту из нашего каталога яхт вам поможет опытный яхтенный брокер Андрей Шестаков. На сегодняшний день компания **Shestakov Yacht Sales Inc.** имеет большое количество яхт в собственном списке продаж, а также тесно сотрудничает со всеми крупными яхтенными производителями по всему миру.

Для того чтобы купить яхту **SOLFERINO — QUEEN LONG MARINE** а также проконсультироваться по любому вопросу связанному с покупкой, продажей, чартером яхт позвоните по телефону **+7(918)465-66-44**.

# ОГЛАВЛЕНИЕ

ОГЛАВЛЕНИЕ	2
ХАРАКТЕРИСТИКИ	4
Обзор	4
Основная информация	4
Размеры	4
Скорость, вместимость и масса	4
Размещение	4
Корпус и палуба	5
Информация о двигателе	5
ПОДРОБНОЕ ОПИСАНИЕ	6
Yachting Press Remarks	6
Manufacturer's Comments	7
Construction	7
Machinery	8
Electrical Systems	9
Plumbing Systems	10
Tankage	11
Navigation Equipment	12
Domestic Equipment	13
Accommodation	14
Deck Equipment	16
Исключения	19
Отказ от ответственности	19
ФОТОГРАФИИ	20
КОНТАКТЫ	25
Контактная информация	25
Телефоны	25
Время работы	25

---

Адрес

25

# ХАРАКТЕРИСТИКИ

## Обзор

Sold by Berthon to her current serial-Hylas owner, this sparkling red-hulled example from 1997 certainly stands out from the crowd. Well-equipped and well maintained, she is a great bluewater option and with a little wallet-bashing, should be good for many more ARCs to come.

## Основная информация

**Тип судна:** Крейсерская яхта

**Подкатегория:** Center Cockpit

**Модельный год:** 1997

**Год постройки:** 1997

**Страна:** United Kingdom

## Размеры

**Длина общая:** 45' 11" (14.00m)

**Длина по ватерлинии:** 40' 1" (12.22m)

**Ширина:** 13' 8" (4.17m)

**Мин. осадка:** 6' 3" (1.91m)

## Скорость, вместимость и масса

**Крейс. скорость:** 6 Kts. (7 MPH)

**Макс. скорость:** 8 Kts. (9 MPH)

**Водоизмещение:** 26235.009178 Pounds

**Вместимость воды:** 216.62108264 Gallons

**Вместимость сточного бака:** 7.92516156 Gallons

**Объем топливного бака:** 84.53505664 Gallons

## Размещение

**Всего кают:** 2

**Всего коек:** 6

**Всего ком. состава:** 2

## Корпус и палуба

---

**Материал корпуса:** GRP

**Материал палубы:** Teak

**Отделка корпуса:** Stainless Steel

**Дизайнер корпуса:** German Frers

## Информация о двигателе

---

**Двигатели:** 1

**Производитель:** Yanmar

**Модель:** 4JH2-TBE

**Тип двигателя:** Inboard

**Тип топлива:** Diesel

---

# ПОДРОБНОЕ ОПИСАНИЕ

---

## Yachting Press Remarks

---

### *Cruising World Review:*

"The Hylas 46 comes with extensive standard equipment and an abundance of top quality name brand gear. I deem her a 'must see' for any serious cruiser." "Certainly worth noting, the Hylas 46 gets "electrical panel award of the year" both for access to wiring and superb quality of its installation." "The Hylas 46 is also notable for an interior comfortable enough to border on plush and systems hard to beat for their meticulous installations." "There is excellent (engine) access at the front with further access through panels on three sides... the plumbing and thru hulls are meticulously labelled and easy to reach" "This is classic German Frers..."

### *Perry Design Review:*

The people at Hylas have brought us a series of cruising yachts drawn by German Frers and built at the Queen Long yard in Taiwan. I always liked the clean and modern styling of this yard's detailing. They've never built one of my designs, but I always wished they would.

Frers has one of the best eyes in the business, and his track record — from Maxis to Grand Prix racers — speaks for itself. This new Hylas is an effort to update the line and build on the center-cockpit concept.

At first glance at the profile you can see the effect of today's emphasis on sailing length. Overhangs forward and aft have been eroded away to a DWL of 39 feet and a D/L of 196. This 46-footer has an L/B ratio of 3.36. It's a very attractive hull shape with a pronounced forefoot knuckle at the cutwater and an even distribution of rocker fore and aft.

The rudder is a partially balanced spade with a small fractional skeg, which allows for a lower bearing for strength. The Hylas 46 has staterooms for two couples, with additional sleeping space available on the main cabin settees... The Hylas also has two heads and each has an adjoining shower stall.

Note also that the Hylas has moved the head forward of the berth in what we usually call a Pullman-style double forward. The shape of the bow severely limits how far forward you can push the head, with the result being that, in this model, you get a big forepeak.

On deck there are unusually wide side decks: a feature that I like. Excessively wide cabin trunks can and do create the feeling of airiness and space below; but they inhibit side deck width and put undue pressure on sheet leads and deck arrangements in general.

You can trust that German Frers would not give you a slug. This boat has the numbers and the pedigree to give it good performance. Aesthetically, center-cockpit boats under 50 feet are a challenge, but this one is okay... I do like the sexy hull shape; and it is for this reason alone I think the new Hylas 46 will make some of its competition look dated.

## Manufacturer's Comments

---

Form and function combine with the keen eye and steady hand of renowned designer German Frers to produce this "must-see" cruising yacht. A true watertight collision bulkhead forward and another aft define the 46 as a serious offshore yacht.

But it gets even better. Step below into a world of refined elegance, beautifully hand-finished teak furniture, splendid totally private comfort for two couples, plus room for up to two additional guests. Abundant storage, unsurpassed electrical and mechanical systems. Top-shelf hardware in every application. A fantastic seagoing galley worthy of a much larger yacht.

In addition to a commanding specification that has been refined by thousands of miles at sea and the invaluable input of our many yacht owners, the Hylas 46 sparkles with a confident profile, a robust and modern sail plan, and a generous beam that carries well aft to provide both excellent stability and more interior volume than other yachts, all in just 46 feet. This may be all the boat you'll ever need!

## Construction

---

*RCD Status: Our understanding is that the yacht is exempt from the essential safety requirements of Directive 94/25EC (Recreational Craft Directive) as she was built and placed into use within the EU prior to 1998.*

*Hull, Deck & Superstructure Construction:*

- Solid hand-laid fibreglass layup using vinylester resins and Isophthalic gelcoats.

- The hull is laid up with epoxy barrier coats below the waterline for optimal protection against osmosis.
- Awlgrip hull finish in Claret.
- Teak laid deck.
- Teak toerail.
- Teak laid cockpit sole and cockpit seating.
- Solid GRP fibreglass under all areas of deck for deck fittings and stress areas.
- Watertight collision bulkhead forward of forward cabin with independent overboard pumped drainage.
- Teak-laid bathing platform steps inset to transom with stainless steel bathing ladder.
- Micron antifoul.

#### *Keel & Rudder:*

- Solid lead long fin keel with bulbed profile.
- Stainless steel keel bolts cast-in 12 x 13/8 (35mm) diameter.
- Semi-skeg-ed GRP rudder for optimal performance, strength and protection.
- The bottom of rudder plane is above the keel plane for grounding safety, although the tip of the rudder is designed to break off in the event of a serious grounding.

## **Machinery**

---

#### *Engine & Gearboxes:*

- Yanmar 4JH2-TBE 4-cylinder turbo-charged marine diesel engine producing approx. 63hp.
- Freshwater cooling system via raw water intake and heat exchanger.
- Yanmar hydraulic reduction gearbox with morse control lever at helm.

#### *Maintenance & Performance:*

- Engine Hours: c. 3,200.



- Cruising speed: 6.5 knots (for maximum range) 7.5 knots (standard cruising revs).
- Max speed 8 knots.

#### *Propulsion & Steering:*

- 1.5 " stainless steel propeller shaft
- PSS-HS Non-drip shaft seal
- 3-bladed bronze Brunton autoprop (fitted new 2005 with new bearings fitted July 2010)
- Gators rope cutter on propeller shaft
- White powder-coated helm pedestal by Edson with large diameter hide-covered stainless steel helm wheel
- Emergency steering gear (stainless steel).

#### *Other Mechanical:*

- All seacocks replaced with new bronze units, 2007.

## **Electrical Systems**

---

#### *Voltage Systems:*

- 12vDC domestic system with 220v AC ring main from shorepower, generator or inverters.

#### *Battery Banks:*

- 6 x 100 Ah 12v Energy AGM batteries serving domestics, generator start and electric winches.
- 1 x 110 Ah 12v Energy AGM engine start battery.
- 1 x 100 Ah 12v Energy AGM anchor windlass battery.
- Batteries replaced 2007.
- Xantrex Link 2000 battery monitor and control system - new 2007.
- Batteries can be paralleled from cockpit.

*Battery Chargers:*

- Heart Interface Freedom 10 Inverter/Charger combining 50Amp 12vDC 3-stage smart charger and 1000w continuous 220vAC inverter.
- 2 x Solar Panels, Monocrystalline 40 watt each.
- Solar charger regulator.

*Alternators:*

- 50Amp engine mounted alternator for charging engine start battery, windlass and service batteries.
- Additional Balmar 100Amp alternator.

*Generator:*

- Mastervolt Whisper 3.5v with independent damped stainless steel support frame
- Genset hours as at July 2009 approx 140, minimal use since.

*Shore Power:*

- Shore power cable
- 220vAC shore supply complete with various cable end plugs.

*Other Electrical:*

- 220vAC ring main with sockets throughout interior.
- 12vDC socket at nav station, forecabin and aft cabin.
- Main AC/DC control panel.
- Primary pumps and motors 50hz and 60hz tolerant for Caribbean sailing.

## Plumbing Systems

---

### *Fresh Water & Water Heating System:*

- 12vDC pressurised water pump for supplying fresh water.
- Hot water supply via engine calorifier and 220vAC immersion heater element in hot water tank powered by shorepower or generator.
- Manual freshwater supply at galley via footpump.
- Hot & cold pressurised freshwater shower at transom.
- MIKUNI MX40 Water heater (2013 ), Circulating to 3 Fan heaters.

### *Saltwater Supply:*

- Manual saltwater supply at galley via foot pump.
- 12v DC pressurised salt water deckwash at bow.

### *Watermaker:*

- Echo Tec 12v DC reverse-osmosis watermaker rated 30 l/hr.

### *Bilge Pumps:*

- Main electrical bilge pump is Rule 2000 with built in float switch (new 2009).
- 2x Whale manual bilge pumps.

## **Tankage**

---

- Wema combined gauge system for monitoring tank levels.
- Stainless steel deck fillers for fuel tanks and fresh water tank.

### *Fuel:*

- Total capacity of 320 litres in 2 x stainless steel tanks.
- Further portable diesel cans in the transom locker.

*Fresh water:*

- Total capacity of 820 litres in 3 x stainless steel water tanks.

*Grey/Blackwater holding tanks:*

- Heads discharge outboard (or in the case of the forward head can be reconnected to existing black water tank).
- All sinks discharge directly outboard.
- Hot shower below saloon sole positioned for cleaning bilges.
- 1 x GRP blackwater holding tank of 30 litres (not currently in use).

## Navigation Equipment

---

*General:*

- Autohelm instruments are provided with an interfaced connection for a laptop PC.

*Nav Station:*

- Raytheon C120 chart plotter/radar.
- Autohelm multi-repeater showing data from all Autohelm instruments.
- SeaMe radar enhancer device. NASA AIS transceiver (output through C120 chartplotter/radar).

*Helm:*

- Autohelm instruments (1997) consisting of: Garmin 750 Chart Plotter (2012); ST50 Speed/log; ST50 Wind; ST50 Depth.
- Raymarine ST6002 Smartpilot Controller (2007) and S35G course computer (Replaced 2013)
- Autohelm linear drive (New motor 2013).

- Suunto magnetic steering compass.
- Handheld VHF.

#### *Communications Equipment:*

- Icom M-59 VHF radio at nav station.
- Icom 710 SSB radio (located in aft cabin).
- Jotron TRON 45SX EPIRB (COSPAS/SARSAT).

## **Domestic Equipment**

---

#### *Galley:*

- Force 10 'Gourmet' Range gimballed stainless steel butane cooker with 4 burners, oven and grill, NEW in 2010.
- Grunert seawater cooled 12v DC front-opening fridge & freezers with separate thermostatic controls and temperature gauges.
- Twin stainless steel deep square sinks.
- Cutlery and crockery for 6 persons.
- Galley Tools & Pans.

#### *Heads/Showers:*

- Jabsco manual marine heads
- Basins & showers with hot & cold water supply
- Three mirrored lockers over basin

#### *Heating & Ventilation:*

- 12vDC ventilation fans throughout interior.
- 4 Dorade vents, two in each cabin with stainless steel blanks supplied.

#### *Entertainment:*

- Radio/Cassette player with CD and two speakers each in saloon, cockpit and master cabin.

#### *Lighting:*

- 30x 12vDC halogen and LED lights inset to deckhead with additional lights in engine bay.

## **Accommodation**

---

#### *Summary of Accommodation:*

- Up to six berths in two double cabins (guest forward & master aft).
- Starboard saloon seat also converts to a single berth.
- Interior joinery in Taiwanese teak with satin varnish.
- Teak doors & trim.
- Teak & holly solid floors with satin varnish.
- Cream leatherette upholstery.
- Cream vinyl headlinings throughout and on exposed hull sides where there is no teak trim.
- Solid teak handrails throughout the interior for easy movement offshore.
- Epoxy sealed endgrains and subflooring.
- Corian countertops in galley and heads.
- All mattresses renewed 2005 with 5 inch thick, Comfort Foam.

#### *Description of layout from forwards:*

##### *Forward Cabin En-suite:*

In forepeak area. Corian counters with sink and mirrors over. Two large storage lockers. Manual marine heads. Shower. 2 mirrored cupboards to starboard.

##### *Forward Guest Cabin:*

Aft of ensuite heads to port. Double berth. Starboard side hanging locker and single berth with bin and four drawers under.

### *Saloon:*

Solid Teak dinette to port. Full length starboard settee pulls out to provide a single berth with lee cloth. All tankage in main saloon is located below the sole allowing extensive storage under all seating areas and behind the dinette and settee. Double walk through passageway offering optimal ventilation and movement throughout the interior. Slide out locker/seat on locking floor tracks with storage for added seating which slides below table when underway. Maximum headroom just under 7'. Lockers to each corner of the saloon and bookshelves and a bar unit, fitted racks for bottles and dedicated glasses. Large hull ports affording excellent outward visibility when seated, whilst the deck-saloon superstructure with side and forward windows, creates a spacious and light saloon. Purpose fitted tool cupboard with each tool displayed inside.

### *Navigation Station:*

Aft of saloon to port. Forward facing Nav Station with table sized to hold folded Admiralty charts or full size Chart Kits. Fast pin access to complete wiring harness and breakers. All instruments and systems well labelled inside and out and traced numerically. Major electrical breakers sited below leatherette upholstered nav station seat.

### *Galley:*

Aft of saloon to starboard, the galley is over 7' in length with a passage through to aft cabin offering total safety with room to brace on either tack while offshore. Ample cabinets, storage lockers and drawers for cutlery, cookware, and food storage. Slide out trash container with positive locking door. Manual foot pumps for both Fresh and Salt water

### *Master Cabin En-suite/Day Heads:*

Located in walkthrough from saloon to master cabin on port side. Corian counter with sink. Three large mirrored storage lockers over sink top. Manual Jabsco marine heads. Shower. Wet locker.

### *Master Cabin:*

Queen size Aft Berth set near centerline with split mattress and lee cloth, and accompanying starboard side settee. Port side shoe locker with two large storage lockers under bedside top & hanging locker. Starboard side large cupboard with 3 drawers. Vanity with fold up lid with mirror and storage tray on centreline. Further stowage available under foot of owners berth.

## Deck Equipment

---

### *Rig:*

- Selden Spars aluminium alloy keel-stepped mast.
- Cutter-headed masthead rig with cutter stay above upper spreaders for higher aspect ratio staysail.
- 1x19 stainless steel wire standing rigging oversized.
- Checkstays for use with staysail or storm-jib.
- Navtex hydraulic backstay tensioner.
- Selden Spars boom with Doyle stackpack sail stowing system and lazyjacks.
- Selden gas-strut vang adjustable from cockpit.
- Single-line reefing for first & second reefs with slab reefs for third and fourth operated from cockpit power winch and deck.
- Selden Furlex genoa furler operated from cockpit power winch.
- Removable inner forestay for hank-on staysail or storm-jib.
- Carbon spinnaker pole.

### *Winches:*

- All winches are by Lewmar and are self-tailing.
- 2x 54CEST electric primary winches for genoa, spinnaker sheets and hoisting main & genoa.
- 2x 48CST manual secondary winches for staysail, genoa car adjustment and gybe preventers.
- 1 x 44CST manual reefing/halyard winches.
- 1x 40CST Electric mainsheet winch.



- 1 x 40 CST Electric reefing / halyard winch.
- 2 x 44 CST Running backstay winches.
- 1x 44 CST Mast Winch.

#### *Sails:*

- Sail package is by Doyle from 1997.
- Fully battened mainsail with four reefs fitted. CX radial cut. Area approx 49.5sqm
- Furling 135% genoa. CX radial cut with white UV strip on leech and foot. Area approx 60 sqm.
- Furling No 3 genoa.
- Furling 86% 8.3oz yankee. Area approx 44sqm.
- Hanked 42% 9.3oz staysail. Area approx 21sqm.
- Nylon 1.5oz asymmetrical masthead cruising chute with snuffer, sock & turtle. Area approx 152sqm.

#### *General:*

- Stainless steel guardrail stanchions with twin stainless steel wire guardwires.
- Side boarding gates port & starboard.
- Stainless steel pulpit and pushpit.
- Teak grabrails on main susperstructure coachroof.
- Stainless steel folding ladder at bathing platform.
- Folding teak cockpit table.
- Teak fold-down seats attached to pushpit to port & starboard.
- Boathook.

#### *Anchoring & Mooring Equipment:*

- Lewmar Ocean2 2000w reversing anchor windlass with controls on foredeck and in cockpit, (New gearbox 2012).
- Stainless steel anchor chain stopper.
- 25kg stainless steel Delta anchor with 60m 10mm SS chain (new 2005) (certified proof test force 40 kn).
- Service and mooring warps.
- Full complement of fenders with covers to match topsides.
- Saltwater pressurised anchor/deck wash.
- Traditional SS davits by Simpson at stern.

#### *Covers, Canvas & Cushions:*

- Ivory canvas sprayhood new November 2009 with stainless steel frame and cord covered grabrail.
- Bimini with stainless steel frame and canvas in-situ cover.
- Sun awnings for bimini sides.
- Covers for deckhead hatches.

#### *Tender & Outboard:*

- Caribe C10 4-man RIB with wheels.
- Yamaha 4.0 hp 2-stroke outboard with integral fuel tank.
- Teak outboard bracket on pushpit with lifting davit above.

#### *Safety Equipment:*

- Lifesling by Lazilas.
- Plastimo Danbuoy.
- Jonbuoy - serviced 2009.
- Lifebuoy with light and drogue.

- Lifejackets and harnesses.
- Rigging shears and hi-strength hacksaw blades.
- Navigation lights with tri-colour head, steaming lights, running lights, LED Anchor light and deck flood light.

*Fire-fighting equipment:*

- Automatic Halon - fire-extinguisher in engine bay (2007)
- 4x manual fire extinguishers
- Fire blanket in galley

---

## **Исключения**


При продаже яхты исключаются личные вещи владельца.


---

## **Отказ от ответственности**

Компания предоставляет описание судна или яхты добросовестно, но не может гарантировать точность этой информации, а также не ручается за техническое состояние. Покупатель должен проинструктировать своих агентов или оценщиков исследовать представленную информацию более подробно, по собственному желанию. Продажа судна или яхты, изменение цены или снятие с продажи будет происходить без предварительного уведомления.

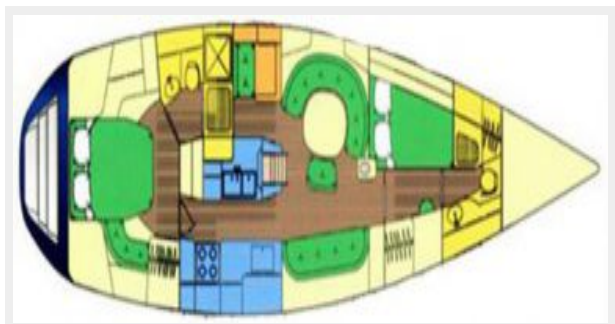
# ФОТОГРАФИИ













# КОНТАКТЫ

Андрей Шестаков (Andrey Shestakov) – ведущий яхтенный брокер отдела продаж яхт и судов компании Shestakov Yacht Sales Inc. Официальный представитель Shestakov Yacht Sales Inc. для русскоговорящих клиентов в центральном офисе компании в Майами/Форт Лодердейл/Флорида/США.

## Контактная информация

Email: [andrey@shestakovyachtsales.com](mailto:andrey@shestakovyachtsales.com)

Web: [shestakovyachtsales.com](http://shestakovyachtsales.com)

## Телефоны

Краснодарский край: **+7(918)465-66-44**

США, Майами, Флорида: **+1(954)274-4435**

## Время работы

Понедельник – Суббота: **9:00 - 21:00**  
EDT

Воскресенье: **Закрето**

## Адрес



Harbour Towne Marina, 850 NE 3rd St,  
STE 213, Dania, FL 33004