

## MONARCH — MONK



**Builder:** MONK

**Year Built:** 1997

**Model:** Trawler

**Price:** PRICE ON APPLICATION

**Location:** United States

**LOA:** 36' 0" (10.97m)

**Beam:** 13' 0" (3.96m)

**Max Draft:** 4' 0" (1.22m)

Our experienced yacht broker, Andrey Shestakov, will help you choose and buy a yacht that best suits your needs **Monarch — MONK** from our catalogue. Presently, at Shestakov Yacht Sales Inc., we have a wide variety of yachts available on our sale's list. We also work in close contact with all the big yacht manufacturers from all over the world.

If you would like to buy a yacht **Monarch — MONK** or would like help answering any questions concerning purchasing, selling or chartering a yacht, please call **+1(954)274-4435**

---

# TABLE OF CONTENTS

---

TABLE OF CONTENTS	2
SPECIFICATIONS	3
Overview	3
Basic Information	7
Dimensions	7
Speed, Capacities and Weight	7
Accommodations	7
Hull and Deck Information	8
Engine Information	8
PHOTOS	9
CONTACTS	18
Contact details	18
Telephones	18
Office hours	18
Address	18

---

# SPECIFICATIONS

---

## Overview

---

### Classic Good Looks Without The Compromises

**"Monarch" is a beautiful example of one of the most sought after trawlers**

**Be sure to click on the video walk through above!**

The Nova Scotia built Monk 36 is one of the most well respected double cabin trawlers ever produced. She is finely built, fuel efficient, comfortable, beautifully finished and easy to maintain. Her layout is just the right size, and is nearly perfect for a cruising couple.

Highlights include:

- Cummins 220HP Single Diesel (2300 hours)
- Bow Thruster
- Onan 8KW Generator (1250 hours)
- Factory Fiberglass decks
- Stainless Dinghy Davits (NEW 2012)
- 10' AB RIB
- Upgraded 12V system
- Floscan Fuel Monitor
- Twin A/C systems

**Boat Name** Monarch **Dimensions** LOA: 39 ft 10 in Beam: 13 ft 0 in Length on Deck: 36 ft 0 in Maximum Draft: 4 ft 0 in Dry Weight: 20500 lbs **Engines** Engine 1: Engine Brand: Cummins Year Built: 1997 Engine Model: 6BT5.9M Engine Type: Inboard Engine/Fuel Type: Diesel Engine Hours: 2300 Drive Type: Direct Drive Engine Power: 220 HP **Tanks** Fresh Water Tanks: 1 (120 Gallons) Fuel Tanks: 1 (320 Gallons) **Accommodations** Number of cabins: 2 Number of heads: 2

### Accommodations

The main salon is thoughtfully laid out, with an L-shaped settee in one corner with a bi-level teak table that lowers to convert to a spare double berth. The L-shaped galley area fills the opposite corner with a full-sized refrigerator, double-bowl sink, three-burner stove and loads of storage in cabinets and drawers. The cabinetry and paneling are finely finished in teak, and the sole is all teak-and-holly.

The lower helm station on the starboard side is good for foul-weather cruising. The large, square panes of the windshield and side windows provide lots of light and the side windows open for good ventilation.

The guest cabin in the bow has a comfortable V-berth, a private head with a hand-held shower,

and a large hanging locker that also allows ready access to the back of the electronics and controls of the lower helm station.

The master stateroom aft has an island queen berth with room to actually walk on either side so you don't have to crawl all over your partner to get in or out of bed. The storage space is phenomenal: big drawers under the bed, an astonishing nine feet of hanging lockers on the port side and eight feet of drawers and storage lockers on the starboard side. The head has an attractive arch to the door, and the marble-topped vanity, toilet, and separate shower stall are neatly laid out for maximum elbow room.

- Cruisair AC/heat, 16,000 BTU in main and forward cabin
- Cruisair AC/heat, 12,000 BTU in aft cabin
- Jabsco electric and manual heads
- Teak folding table
- Clock and barometer
- Teak and holly cabin soles
- Solid teak doors
- Curtains

## Galley

- Norcold two door refrigerator freezer A/C D/C
- Three burner LPG stove with oven
- Deep double stainless galley sink
- Hot and cold faucet with hand sprayer
- Additional custom fold-out counter top
- Solid teak cabinetry

## Electronics

- Raymarine E120 on flybridge
- Raymarine E80 at lower helm
- Raymarine XM Weather
- Raymarine 24NM radar
- Raymarine ST6001 Autopilot
- Raymarine depth module
- FloScan fuel management system
- Standard Horizon Depth (used as backup)
- Garmin 120 GPS
- Standard Hozion Intrepid VHF w/ Command Mic at fly bridge
- Mastervolt Battery monitor

## Electrical

Monarch has been upgraded to a much more robust 12V system that allows much less use of the generator.

- Balmar 165A Alternator w/ Smart Regulator
- Mastervolt Mass Combi 2000W inverter / 100A Battery Charger
- Mastervolt Mass Combi Inverter Remote and Battery Monitor
- Pro Mariner 50A Battery Charger (used as backup)
- Four Deep Cycle 6V House Batteries (NEW 2013)
- Starting Battery (NEW 2014)
- Three Battery Combiners
- Twin 30A 120V Shorepower Inlets
- Two Shorepower cordsets
- Well designed AC/DC Breaker Panels

## Deck

Steering from the centerline helm station on the flybridge gives you great visibility all around, and there is plenty of room for guests. The deck over the aft cabin provides room for lounging in the sun. The new stainless davits make launching the 10' RIB a breeze. The wide, non-skid side decks allow easy access fore and aft, and the high rails provide additional safety. The teak rail caps add a nice accent and are the only wood exposed to weather.

- Stainless 35LB CQR Anchor w/ Rode
- Secondary Danforth and Plow anchors w/ Rode
- Simpson Lawrence Spirit 1000 anchor windlass
- Anchor Bridle
- Anchor Washdown
- Bimini Top with Stainless Frame
- Bow Mounted Flagstaff
- Full Flybridge Enclosure
- Aft Deck Flood Lights
- Forward Windshield Sun Covers
- Ritchie Compass
- Stainless Sampson post
- Stainless and Teak Swim Ladder
- Hot and cold stern shower
- Teak handrails 1 1/4" stainless stanchions.
- Aluminum Mast and Boom
- Fiberglass Swim Platform

## Mechanical

A large, three-panel access hatch in the sole reveals the single 220 HP Cummins diesel. With

the whole engine exposed, service and maintenance are easily attended to, and there's plenty of extra room for the Onan generator, air-conditioning units and other equipment.

- Cummins 220HP Diesel (Approximately 2300 Hrs- New hour meter installed)
- Onan 8KW Generator (1252 Hours)
- Borg Warner transmission
- Racor 529 FG fuel water separator filter
- Stainless steel water tanks
- 3 blade propeller
- Seaward hot water heater with heat exchanger
- Pressure water pump with expansion tank and filter
- Vernalift water cooled muffler
- Morse engine controls
- SeaStar hydraulic steering
- Rule 2000 GPH bilge pump
- Vetus bow thruster, dual station operation

### **Additional Equipment**

- Deck Box Mounted on Aft Cabin
- 12' AB RIB (2009)
- 5HP Mercury Outboard
- Stainless Dinghy Davits (2012)
- Steadying Sail
- Magma LPG BBQ
- Assorted Tools
- Bottom Painted in 2012
- Log Books w/ Receipts
- Radar Reflector

### **Items That Do Not Convey**

- Brass Lamp in Salon
- Wicker Furniture on Fly Bridge

### **Brokers Remarks**

Monarch is a very well equipped Monk 36. Her owners purchased her in 2006, and did half of the great loop in 2007. Since completing their trip, the boat has been used as a weekender in her home port of Pensacola. Her owners have continually upgraded her. If you are looking for a well maintained double cabin trawler that is ready to go, you really must take a close look at Monarch.

You can see the owners blog from their adventures here:

---

<http://monarchlog.blogspot.com/>

## Basic Information

---

**Category:** Trawler

**Sub Category:** Double Cabin

**Model Year:** 1997

**Year Built:** 1997

**Country:** United States

## Dimensions

---

**LOA:** 36' 0" (10.97m)

**LOD:** 36' 0" (10.97m)

**Beam:** 13' 0" (3.96m)

**Max Draft:** 4' 0" (1.22m)

## Speed, Capacities and Weight

---

**Displacement:** 20500 Pounds

**Water Capacity:** 120 Gallons

**Fuel Capacity:** 320 Gallons

## Accommodations

---

**Total Cabins:** 2

---

## Hull and Deck Information

---

**Hull Material:** Fiberglass

---

## Engine Information

---

**Engines:** 1

**Manufacturer:** Cummins



**Model:** 6BT5.9M


**Engine Type:** Inboard

**Fuel Type:** Diesel







# PHOTOS





























# CONTACTS

---

Andrey Shestakov, leading yacht broker of the sales department of Shestakov Yacht Sales Inc. Shestakov Yacht Sales Inc., the official representative of the Miami/Fort Lauderdale FL headquarters.

## Contact details

---

Email: [andrey@shestakovyachtsales.com](mailto:andrey@shestakovyachtsales.com)

Web: [shestakovyachtsales.com/en/](http://shestakovyachtsales.com/en/)

## Telephones

---

USA: +1(954)274-4435

## Office hours

---

Monday – Saturday: **9:00 - 21:00** EDT

Sunday: **closed**

## Address

---



Harbour Towne Marina, 850 NE 3rd St,  
STE 213, Dania, FL 33004