

## NEVA-RAYNE II — TIARA



**Builder:** [TIARA](#)

**Year Built:** 2004

**Model:** Cruiser

**Price:** PRICE ON APPLICATION

**Location:** United States

**LOA:** 52' 0" (15.85m)

**Beam:** 15' 11" (4.85m)

**Max Draft:** 5' 1" (1.55m)

Our experienced yacht broker, Andrey Shestakov, will help you choose and buy a yacht that best suits your needs **NEVA-RAYNE II — TIARA** from our catalogue. Presently, at Shestakov Yacht Sales Inc., we have a wide variety of yachts available on our sale's list. We also work in close contact with all the big yacht manufacturers from all over the world.

If you would like to buy a yacht **NEVA-RAYNE II — TIARA** or would like help answering any questions concerning purchasing, selling or chartering a yacht, please call **+1(954)274-4435**

# TABLE OF CONTENTS

---

TABLE OF CONTENTS	2
SPECIFICATIONS	5
Overview	5
Basic Information	5
Dimensions	5
Speed, Capacities and Weight	5
Accommodations	6
Hull and Deck Information	6
Engine Information	6
DETAILED INFORMATION	7
Introduction	7
Vessel Walkthrough & Accommodations	7
Master Stateroom	7
Guest Stateroom & Head	8
Salon	9
Galley	10
Bridge Deck Area	10
Cockpit	11
Helm - Navigation & Electronics Equipment	11
Deck and Hull Equipment	12
Engine Room	12
Electrical	13
Broker Comments	13
Exclusions	13
Disclaimer	13
PHOTOS	14
Port View at Dock	14
Salon Forward	14

Galley to Port	14
Large Convertible Dinette to Port	14
Master Stateroom Forward	14
Master Stateroom to Starboard	14
Master Head	15
Storage Under Master Berth	15
Settee to Starboard and Day/Guest Head Door	15
Salon Entertainment Center	15
Salon Looking Aft	15
Aft Guest Stateroom	15
Guest Stateroom Entertainment	16
Guest/Day Head	16
Galley Aft	16
Bridge Deck Entertainment Seating	16
Fully Equipped Wet Bar	16
Helm Area Forward	16
Bow View	17
Helm to Starboard	17
Power Lift Table Between Settees for Dining	17
Swing Down Monitor - FLIR	17
Engine Room Access from Aft Cockpit	18
Aft Cockpit Table Open	18
Clean Engine Room	18
Caterpillar 3406E 800 HP	18
Onan Genset	18
Large Swim Platform with Door Access	18
Stern View	19
CONTACTS	20
Contact details	20

---

Telephones	20
Office hours	20
Address	20

---

# SPECIFICATIONS

---

## Overview

---

**NEVA-RAYNE II** is a like-new (one owner) **Tiara 5200 express** offered to the market. She is a 2 Stateroom, 2 Head layout that offers a big U-shaped dinette, comfortable Staterooms and a top notch Galley. Her two layered cockpit has a large "L" shaped seating area in the upper cockpit along with the helm. The lower cockpit offers a pair of hydraulic tables that rise out of the deck to fit between 2 facing settees. The spacious engine room can be accessed from under the aft-facing cockpit lounge. The oversized swim platform is designed to carry your preferred water toy or tender. She is powered by a pair of 800 hp V-drive Caterpillar diesels that will cruise this large express at 28+ knots.

## Basic Information

---

**Category:** Cruiser

**Model Year:** 2004

**Year Built:** 2004

**Country:** United States

**Vessel Top:** 2363

**Cockpit:** Yes

## Dimensions

---

**LOA:** 52' 0" (15.85m)

**Beam:** 15' 11" (4.85m)

**Max Draft:** 5' 1" (1.55m)

## Speed, Capacities and Weight

---

**Displacement:** 38600 Pounds

**Water Capacity:** 200 Gallons

**Holding Tank:** 80 Gallons

**Fuel Capacity:** 700 Gallons

---

## Accommodations

---

**Total Cabins:** 2

**Total Berths:** 3

**Sleeps:** 4

**Total Heads:** 2

---

## Hull and Deck Information

---

**Hull Material:** Fiberglass

---

## Engine Information

---

**Engines:** 2

**Manufacturer:** Caterpillar

**Model:** 3406E

**Engine Type:** Inboard

**Fuel Type:** Diesel

---

# DETAILED INFORMATION

---

## Introduction

---

**NEVA-RAYNE II** is a one Owner boat and in excellent condition. She has all the manuals for all mechanical and electrical systems. There are several books with receipts making up a maintenance log. She has been completely gone through and detailed to make her turn-key for the next Owner.

## Vessel Walkthrough & Accommodations

---

The Master Stateroom is located forward and has a queen island berth, ensuite head with large shower, two hanging lockers, and generous storage compartments. Moving aft, you enter the Main Salon with a large convertible dinette to port, L-shaped settee to starboard, complete entertainment center with flat screen TV, DVD, VCR and Bose Lifestyle stereo system. The Guest/Day Head is aft to starboard, with access to both the Salon and the Guest Stateroom that has two twin beds. The complete Galley is located on the port side, with Corian® countertops, lots of storage cabinets, SS undermount sink with garbage disposal, three burner ceramic cooktop, Microwave/convection oven, Sub Zero refrigeration units (2), Coffee maker with timer and more.

Steps lead up to the two tiered cockpit. The upper Bridge Deck has a large "L" shaped lounge to port and the double-wide STIDD Helm seat to starboard. Behind the Helm seat is a wet bar with ice maker. This Bridge Deck area has hard windows forward (center opens) and both sides, with an Eisenglass drop curtain to keep out the elements and keep in the air conditioning. **NEVA-RAYNE II** has the optional hardtop with power lift opening overhead hatches.

The lower Cockpit area has two facing settees with a powered rising table in between for serving of snacks or outdoor dining. Or lower them level with the settees and with the filler cushions makes a HUGE padded sun lounge. Aft through the opening cockpit door is the super large swim platform. Molded in steps lead to the port and starboard side decks to the forward deck.

## Master Stateroom

---

The Master Stateroom is forward with an island queen berth (77" long x 64" wide). An innerspring mattress is standard, as well as a large amount of storage located beneath, accessed at the touch of a button via an electric actuator. Two large hanging lockers are provided, along with a shelved locker for folded clothes or shoes. An ensuite vanity table, mirror and swing-out stool are also provided. Lighting comes in the form of reading lamps, direct overhead halogen, indirect halogen and dimmer accent lighting to provide whatever mood you may wish. Numerous storage lockers are located on both sides of the berth for all personal items. There is a built-in TV/VCR with Bose speakers connected to the Bose Lifestyle system. In addition to the oversized

overhead Bowmar hatch (with OceanAir sliding sun shade & screen), two large oversized portlight hatches also provide natural lighting, all opening and screened for fresh air.

The private ensuite Master head is tastefully done with cherry wood, Corian® counters, beige wallpaper and a Corian® compass rose in the floor. The Head is air conditioned with a large separate stall shower with molded in seat. There is under sink storage, a large medicine chest and an oversized linen storage. This ensuite Head also has its own oversized opening portlight hatch for natural lighting. The toilet is a Vacu-flush, which is quiet and uses very little water.

## MASTER STATEROOM

- Hinged door, salon to forward stateroom
- Private entry to forward master Head
- Built-in 13" TV/VCR with remote control
- Zone 2 of Bose salon stereo system with speakers and remote
- Vanity with drawer, mirror and stool
- Queen size pedestal berth with spring mattress, and stowage below, with electric actuator
- Hullside shelves and overhead storage cabinets
- Forward bulkhead headboard
- 16,000 BTU air conditioner with reverse cycle heat, compressor remotely located in engine room, controls in stateroom
- Overhead soffits with indirect lighting
- Hanging lockers, port and starboard, cedar lined
- Steel safe in starboard locker
- Reading lights, independently switched
- Central vacuum system
- Overhead Bomar hatch with Oceanair sliding privacy and screen

## ENSUITE HEAD

- Full frame doors, master stateroom entry
- Corian counter top and sink with stowage
- Corian compass rose inlay tile floor
- Air conditioning vent, controls in salon
- Linen stowage locker
- Medicine cabinet with make-up lights and mirror
- Vacuflush toilet - full size
- Adjustable height shower head
- Exhaust fan
- Fiberglass stall shower with fiberglass molded seat and glass door
- (2) Opening portlights

## Guest Stateroom & Head

The Guest Stateroom has two twin berths in a split configuration with a cleverly designed hinged panel under one of the berths to make the two twin beds into a queen (77" long x 70" wide). Ample storage is provided including a hanging locker. A 9" Sylvania AC/DC TV/VCR with remote provides entertainment. This stateroom also has its own over-sized portlight for natural lighting and fresh air when required.



The Guest Head with a separate stall Shower is quite large and has ample storage. This head can be accessed from the Guest Stateroom or the Salon.

## GUEST STATEROOM

- Twin berths, which can be converted to a queen berth by a cleverly designed hinged panel(77" long x 70" wide), with stowage below
- Night stand with drawer between berths
- Starboard hanging locker
- Enclosed from main Salon
- 9" Sylvania TV/VCR with remote
- Upper cabinet storage
- 6,000 BTU air conditioner with reverse cycle heat, compressor located in the engine room, with controls in Stateroom
- Air conditioning vent with controls in Guest Stateroom

## ENSUITE/DAY HEAD

- Full frame door with entry from guest stateroom and main salon
- Moss Corian® vanity top and sink with stowage
- Vacuflush toilet, fiberglass enclosure
- Exhaust fan
- Medicine cabinet above sink
- Fiberglass shower with door enclosure
- Adjustable height shower head

## Salon

The Salon is finished in a rich cherry wood and a teak and holly sole. To the port side is a large "U" shaped settee. There is a gorgeous folding teak table with bird's eye maple inlay. There are two pull-out pedestal stools opposite the table for more seating.

On the port side is a large "L" shaped settee for even more seating with an entertainment system behind it. Opening porthole hatches and overhead hatches let both natural light and air inside.

- Interior Group Plan A (two Staterooms)
- Natural Cherry Interior
- Eggshell Leather on settees
- Hinged fiberglass companionway steps with storage compartments below
- Bose AM/FM, Cassette with 6 disc changer stereo upgrade and Bose satellite speakers
- Portside dining area with seating for 6, using 2 removable stools. Dinette table has high gloss finish with bird's eye maple inlay
- Salon 16,000 BTU air conditioner with reverse cycle heat, compressor remotely located in engine room, controls in salon
- Hullside upper cabinet storage port and starboard

- S.S. Companionway safety handrail
- Starboard side L-shaped lounge
- Flat screen Panasonic TV and DVD player
- SeaTel satellite TV system
- Wood blinds
- ICOM VHF Command Mic located at "U" shaped settee
- Hanging closet on starboard side (also houses genset remote start and other ship's switches)
- Lots of overhead lighting
- (2) Bomar opening hatches with Oceanair sliding privacy and screen
- (2) Opening teak and holly sole hatches to machinery and stowage
- (3) Opening portlights

## Galley

The Galley is located down and in the aft port corner of the cabin area, with the Salon immediately forward of it. It offers the following features:

- Large SS sink with garbage disposal unit
- Corian® countertops
- (4) Large lower storage cabinets
- (4) Overhead cabinets
- Slide out glass storage in island room separator
- Panasonic microwave/convection oven
- Black & Decker coffee maker
- (2) 120v Sub-Zero refrigerator/freezer units
- 3-burner ceramic cooktop
- (1) opening portlight
- Cherry wood interior
- Lift-up steps for large storage area that is plumbed for a combo washer/dryer
- Floor access to large storage
- Concealed trash container
- Teak and holly flooring
- (1) 110V AC duplex outlet

## Bridge Deck Area

The Bridge Deck area has the engine compartment underneath it. There is access to the engine compartment through a hinged hatch in the sole, along with engine compartment access through a lift up hatch in the aft cockpit. The Bridge Deck has a large "L" shaped settee to the port side with a removable table serving it. Opposite on the starboard side is the double wide STIDD helm

seat and the fully instrumented helm area (defined under a separate heading). Just behind the helm seat is the wet bar, with separate refrigerator and ice maker. The entire Bridge Deck area is air conditioned with a Wabasto 24K BTU unit. It is enclosed by the optional hardtop with power opening overhead hatches, and hard windows to port and starboard, along with a power opening center windshield window. There is a Eisenglass drop curtain aft of this area that is removable if you want it open to the outdoors, or close off the elements and keep in the air conditioning.

## Cockpit

---

The aft Cockpit is two steps down from the Bridge Deck. It features two very wide settees one aft facing, one forward facing. There is a power lift table in between the settees for serving snacks and dining. Or lower them level with the settees and with the filler cushions makes a HUGE padded sun lounge. The Eisenglass/Sunbrella drop curtain protects the aft facing settee from the elements and Sunbrella covers protect the other settee. There is both port and starboard see-thru doors leading out to the super-large swim platform, and there is a swing up door in the forward settee for engine room access.

- Molded in aft and forward facing bench seating
- (2) multi purpose concealed hydraulically operated cockpit tables with full cushions to make a HUGE sun pad
- Transom storage compartment (commonly referred to as a Garage) with fiberglass liner and hydraulic activated fiberglass hatch.
- Fixed 60" swim platform with recessed handrail & slide out 38" stainless steel ladder.
- Swim platform step/seat with three hinged underside storage compartments
- Engine room access hatch
- See-through transom doors
- Recessed hot cold cockpit shower
- Freshwater wash down
- Courtesy lights
- Thru hull hawse pipes and extra cleats
- Dockside electrical and water connections

## Helm - Navigation & Electronics Equipment

---

Located to starboard on the Bridge Deck is the STIDD fully adjustable double wide helm seat and a full complement of navigation and electronics equipment. To the port on the dash is a nav station with lift up plexiglass for chart placement.

- (2) Furuno NavNet  
Chart GPS/Radar
- Simrad AP22  
Autopilot

- (2) CAT MPD Engine displays
- ICOM M-602 VHF
- Furuno RD-30 Repeater - digital depth
- ACR remote spotlight controls
- Clarion AM/FM/CD radio
- Anchor windlass up/down controls
- Bow thruster controls
- Trim tab controls
- FLIR Navigator II thermal imager with Starvision Pixelon SPF-1500IR overhead swing down monitor
- ICOM Command MicVHF in cabin
- Power thrust steering
- Richie Compass
- Tiara fuel/rudder/volt gauge panel
- Teleflex shifter and throttle controls
- Engine synchronizer switch
- (2) Pantograph windshield wipers
- Manual pull cable for engine room fire extinguisher system
- Air conditioner and de-fogger ports

## Deck and Hull Equipment

- 6-Man Switlik life raft (needs recert)
- Freshwater wash down - anchor locker
- Rod Holders
- All Chain MUIR Anchor windlass system w/deck up/downfoot switches,w/ remote at helm
- SS chain stopper
- Delta anchor
- Molded FB bow pulpit with SS anchor roller
- (2) Deck lift up hatch anchor lockers
- Glendinning cable master
- Forward deck shore power hook up
- Thru Hull Hawse Pipes
- ACR remote spotlight (RCL100)
- Y-Valve & Macerator
- Cockpit Stereo Upgrade w/ 6 disc changer
- Tiara Custom Composite Hard Top w/ enclosures
- Antenna Mast on Hardtop
- Cable TV and phone inlets

## Engine Room

The Engine Room is accessible from the Bridge Deck lift up hatch or from the cockpit lift up hatch.

- Twin 3406 E 800 hp Caterpillars
- CAT MPD instrumentation display
- Oil changing system - main engines/transmission/generators
- Racor fuel filters/water separators - engines
- 16,000 BTU air conditioner with reverse cycle heat
- Onan 20KW generator with sound shield

- and generators
- Raw water intake strainers mounted on stainless steel brackets
- Dripless stuffing boxes
- 24V DC battery system w/gel cell batteries and switches
- Smart Boosting isolation transformers
- Automatic shore power and generator switchover

---

## Electrical

---

- (7) Wet cell 12v Batteries
- Battery parallel switch
- Auto 30 amp battery charger
- Dockside electrical cables
- 12V/DC-110 & 220V/AC electrical system
- Glendinning 50 amp cable recoiler stern
- Optional forward deck shore power system
- Onan 20 KW Generator (1687 hours)

---

## Broker Comments

---

All staging items are owned by Bartram & Brakenhoff and do not convey with vessel.

---

## Exclusions

---

Owner's personal belongings.

---

## Disclaimer

---

The Company offers the details of this vessel or yacht in good faith but cannot guarantee or warrant the accuracy of this information nor warrant the condition of the vessel. A buyer should instruct his representatives, agents, or his surveyors, to investigate such details as the buyer desires validated. This vessel or yacht is offered subject to prior sale, price change, or withdrawal without notice.

# PHOTOS

**Port View at Dock**



**Salon Forward**



**Galley to Port**




**Large Convertible Dinette to Port**



**Master Stateroom Forward**



**Master Stateroom to Starboard**



**Storage Under Master Berth**



**Master Head**



**Settee to Starboard and Day/Guest Head Door**




**Salon Entertainment Center**



**Salon Looking Aft**



**Aft Guest Stateroom**



### Guest Stateroom Entertainment



### Guest/Day Head



### Galley Aft



### Bridge Deck Entertainment Seating



### Fully Equipped Wet Bar



### Helm Area Forward





**Bow View**



**Helm to Starboard**



**Power Lift Table Between Settees for Dining**




**Swing Down Monitor - FLIR**



### Engine Room Access from Aft Cockpit

#### Aft Cockpit Table Open



#### Clean Engine Room



#### Caterpillar 3406E 800 HP



#### Onan GenSet



#### Large Swim Platform with Door Access



## Stern View



# CONTACTS

---

Andrey Shestakov, leading yacht broker of the sales department of Shestakov Yacht Sales Inc. Shestakov Yacht Sales Inc., the official representative of the Miami/Fort Lauderdale FL headquarters.

## Contact details

---

Email: [andrey@shestakovyachtsales.com](mailto:andrey@shestakovyachtsales.com)

Web: [shestakovyachtsales.com/en/](http://shestakovyachtsales.com/en/)

## Telephones

---

USA: +1(954)274-4435

## Office hours

---

Monday – Saturday: **9:00 - 21:00** EDT

Sunday: **closed**

## Address

---



Harbour Towne Marina, 850 NE 3rd St,  
STE 213, Dania, FL 33004