

MARITIME — SELENE



Builder: SELENE

Year Built: 2007

Model: Trawler Yacht

Price: PRICE ON APPLICATION

Location: United States

LOA: 47' (14.33mm)

Beam: 15.66

Max Draft: 5' 8" (1.73mm)

Cruise Speed: 9 Knots Kts. (10 MPH)

Max Speed: 11 Knots Kts. (13 MPH)

Our experienced yacht broker, Andrey Shestakov, will help you choose and buy a yacht that best suits your needs **Maritime — SELENE** from **our catalogue**. Presently, at **Shestakov Yacht Sales Inc.**, we have a wide variety of yachts available on **our sale's list**. We also work in close contact with all the big **yacht manufacturers** from all over the world.

If you would like to buy a yacht **Maritime — SELENE** or would like help answering any questions concerning purchasing, selling or chartering a yacht, please call **+1(954)274-4435**

TABLE OF CONTENTS

TABLE OF CONTENTS	2
SPECIFICATIONS	5
Overview	5
Basic Information	6
Dimensions	7
Speed, Capacities and Weight	7
Accommodations	7
Hull and Deck Information	7
Engine Information	7
PHOTOS	8
Anchored, Mountains	8
Bimini Aft	8
Fly Bridge Aft Deck	8
Cockpit to Port	8
Cockpit to Starboard	8
Fly Bridge Dash Panel	8
Fly Bridge Helm	9
Foredeck	9
Galley 2	9
Galley 1	9
Galley 3	9
Hauled Out, Hull Profile	9
Interphase Sonar	10
King Fish Windlass	10
Boston Whaler	10
Master Stateroom looking Fwd	10
Pacific Yachting Aug Issue 2011	10
Master Stateroom	10

Pilothouse Watch Berth	11
Pilothouse	11
Portuguese Bridge from Above	11
Salon Fwd	11
Side Deck 1	11
Side Deck 2	11
In the Slip, Starboard Bow Fwd	12
Stern, swim Step	12
Drawings Upper Deck	12
Drawings Lower Deck	12
Electrical Panel	12
Fly Bridge Console	12
Fly Bridge Fwd	13
Fly Bridge	13
Guest Stateroom Port Side - Bunk Berths	13
Guest Head	13
Guest Stateroom with Private Door	14
John Deere 6125 Sea Trial	14
Master Head	14
Master Head, Stall Shower	14
Profile Drawing	15
Pilothouse Port Side	15
Dining Salon Aft	15
Whale Tail	15
Maritime Anchored at White Rock	15
Anchored Port Beam	15
Stern Tie	16
CONTACTS	17
Contact details	17

Telephones	17
Office hours	17
Address	17

SPECIFICATIONS

Overview

Click this link to watch the Sea-Trial video of the

M/V Maritime is an exquisite example of the Selene 47 Ocean Trawler. She has been thoughtfully and extensively outfitted for extended cruising to remote anchorages by a knowledgeable and conscientious owner. Maritime receives compliments on her attractive lines, salty and capable appearance, and excellent condition from recreational and professional mariners alike in almost every port she visits! Since commissioning in November of 2007, Maritime has extensively cruised the Pacific Northwest, including two summers voyaging the Inside Passage to Alaska, and a third summer circumnavigating Vancouver Island. She has received first rate commissioning, care and maintenance, and is ready to head off on her next adventure! Take advantage of the owner's change in plans to take this exceptional pilothouse trawler yacht on your dream voyage.

Click this link to view more detailed specifications:

Price Reduced! Offers Welcome!

Key Features

- Cummins 5.9 QSB 330hp Diesel Engine
- Garmin GMR18 4kw Radar for Garmin System
- Koden 4 1/2 ft. 6kw open-array Radar for Rosepoint Coastal Explorer
- Garmin GPS Map 5208 Multifunction Touch-Screen
- Garmin GSD 22 Depth Sounder with dedicated Airmar Depth Transducer
- Garmin GPS 17
- AIS
- Airmar PB100 Weather Station, GPS, Heading Sensor
- Furuno RD 30 Display for Airmar PB100 Weather Station and Transducer
- Simrad AP20 Autopilot Computer with AP25 Display and Wired Remote
- Custom PC with Dual Hard Drives Running Rosepoint Coastal Explorer 2011

- Interphase 200C 180 Degree Forward Looking Black Box Sonar
- 8 kw Northern Lights Generator
- Sidepower Electric Bow Thruster with controls in PH and on FB
- BEI articulating rudder for maneuvering in tight spots and handling breaking following seas (outperforms a stern thruster)
- Mastervolt 4kw Inverter with 100 amp Charge
- Hurricane Hydronic Furnace in Lazarette
- Stainless Steel Water Heater operates on 110v, Diesel Furnace or Engine Heat
- Spectra Newport II 400 Watermaker with Remote Panel in Pilothouse
- Two Staterooms: Master Stateroom with Queen Berth and Guest Stateroom with expanding lower and upper Bunk Berths
- Two Heads with Stall Showers
- Splendide 2100 Combo Washer/Dryer
- SeaFreeze Upright DC/AC Refrigerator/Freezer
- Grunert 3cf Cold Plate Freezer in the commissary
- Seagull Water Filter System under sink for galley drinking water
- Boston Whaler 110 Sport Tender with 25 hp Mercury 4-stroke Outboard with Depth Sounder/Fish Finder
- Upgraded Muir Jaguar HR3500 Windlass
- 121 lb. Rocna anchor w/400' of 7/16" HT chain rode
- New Bottom Paint, Zincs and Dry Stored (10/12)

Basic Information

Category: Trawler Yacht

Model Year: 2007

Year Built: 2007

Country: United States

Dimensions

LOA: 47' (14.33mm)

LWL: 46' 10" (14.27mm)

Beam: 15.66

Max Draft: 5' 8" (1.73mm)

Speed, Capacities and Weight

Cruise Speed: 9 Knots Kts. (10 MPH)

Max Speed: 11 Knots Kts. (13 MPH)

Water Capacity: 300 Gallons

Holding Tank: 60 Gal Gallons

Fuel Capacity: 1000 Gal Gallons

Accommodations

Total Cabins: 2

Total Berths: 3

Sleeps: 5

Total Heads: 2

Hull and Deck Information

Hull Material: Fiberglass

Deck Material: Fiberglass

Engine Information

Engines: 1

Manufacturer: Cummins

Engine Type: Inboard

Fuel Type: Diesel

PHOTOS

Anchored, Mountains



Bimini Aft



Fly Bridge Aft Deck



Cockpit to Port



Cockpit to Starboard




Fly Bridge Dash Panel



Fly Bridge Helm



Foredeck



Galley 2



Galley 1



Galley 3




Hauled Out, Hull Profile



Interphase Sonar



King Fish Windlass



Boston Whaler



Master Stateroom looking Fwd



Master Stateroom



Pacific Yachting Aug Issue 2011



Pilothouse Watch Berth



Pilothouse




Portuguese Bridge from Above




Salon Fwd



Side Deck 1



Side Deck 2



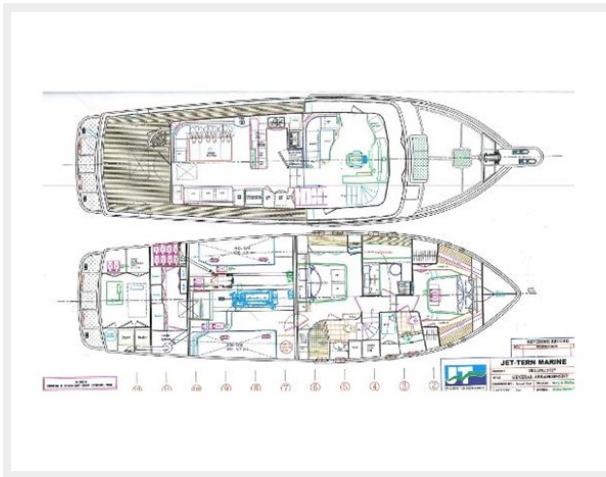
In the Slip, Starboard Bow Fwd



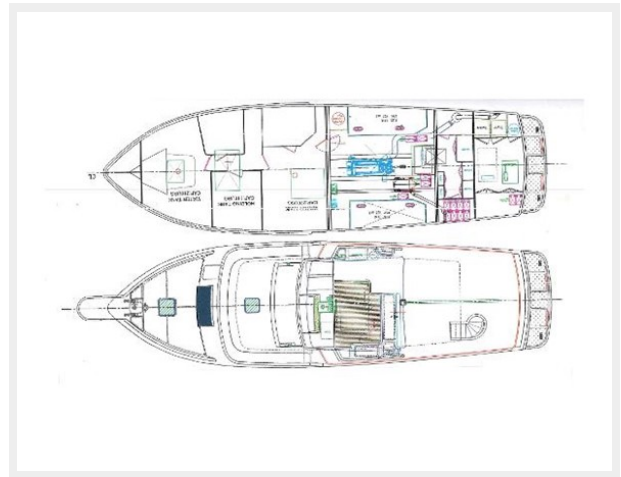
Stern, swim Step



Drawings Upper Deck



Drawings Lower Deck



Electrical Panel



Fly Bridge Console



Fly Bridge Fwd



Fly Bridge



Guest Head



Guest Stateroom Port Side - Bunk Berths



Guest Stateroom with Private Door



John Deere 6125 Sea Trial

JOHN DEERE MARINE ENGINE PERFORMANCE REPORT

Customer: Great Escape Inc Vessel Name: Watts Ryan
 Port Location: Laguna Be Outboard Inboard Up/Down Port Starboard
 City: Laguna State Province: Be LUK: ST Date: 18 Draft: _____ Weight: _____
 County: Orange Phone: 604-835-2277 Reported Dist: 42.32 Mile: 32 No. Hours: 4

Engine Model: 6125 AMFMS S/N: 523 Serial: 3100 Transmission Make: John Deere Model: M65114 SC
 SN: R66125A026542 Diesel Gasoline Fuel Type: Diesel LUK: ST Year: 2011
 Hot Cooling Heat Exchanger M Inter: 4 Hours: 3 Shaft Diameter: _____

RPM	Low	1000	1200	1400	1600	1800	1900	2000	2100	2200	2300	2400	2500	2600	Max Power RPM
Fuel/Conc (Fuel/Conc)	1300	1300	1400	1400	1500	1600	1700	1800	1900	2000	2100	2200	2300	2400	2060
Temp (Water)	72	72	72	72	72	72	72	72	72	72	72	72	72	72	72
Temp (Engine)	207	207	207	207	207	207	207	207	207	207	207	207	207	207	207
Pressure	0	0	0	0	0	0	0	0	0	0	0	0	0	0	0
Air/Fuel Ratio	450	450	450	450	450	450	450	450	450	450	450	450	450	450	450
Fuel/Conc (Fuel/Conc)	73	73	73	73	73	73	73	73	73	73	73	73	73	73	73
Pressure	15	15	15	15	15	15	15	15	15	15	15	15	15	15	15
Temp (Water)	145	145	145	145	145	145	145	145	145	145	145	145	145	145	145
Temp (Engine)	38	38	38	38	38	38	38	38	38	38	38	38	38	38	38
Pressure	42	42	42	42	42	42	42	42	42	42	42	42	42	42	42
Temp (Water)	44	44	44	44	44	44	44	44	44	44	44	44	44	44	44
Temp (Engine)	46	46	46	46	46	46	46	46	46	46	46	46	46	46	46
Pressure	48	48	48	48	48	48	48	48	48	48	48	48	48	48	48
Temp (Water)	47	47	47	47	47	47	47	47	47	47	47	47	47	47	47
Temp (Engine)	47	47	47	47	47	47	47	47	47	47	47	47	47	47	47

Tester: Hutton Marine Technician: Greg Anderson Owner/Captain: _____
 Page: 1 of 2

Master Head



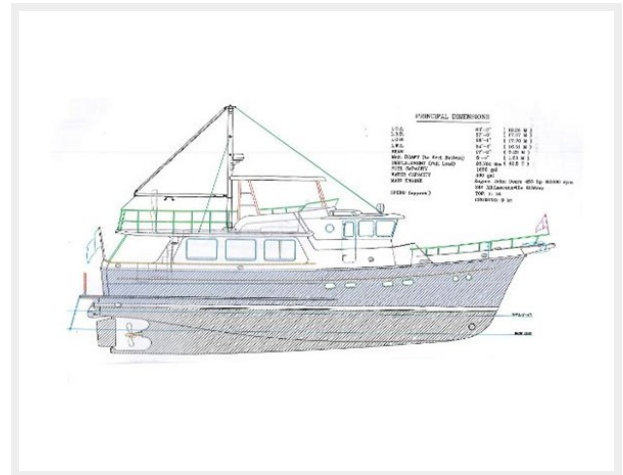
Master Head, Stall Shower



Pilothouse Port Side



Profile Drawing



Dining Salon Aft



Whale Tail



Anchored Port Beam



Maritime Anchored at White Rock



Stern Tie



CONTACTS

Andrey Shestakov, leading yacht broker of the sales department of Shestakov Yacht Sales Inc. Shestakov Yacht Sales Inc., the official representative of the Miami/Fort Lauderdale FL headquarters.

Contact details

Email: **andrey@shestakovyachtsales.com**

Web: shestakovyachtsales.com/en/

Telephones

USA: **+1(954)274-4435**

Office hours

Monday – Saturday: **9:00 - 21:00** EDT

Sunday: **closed**

Address



Harbour Towne Marina, 850 NE 3rd St, STE 213, Dania, FL 33004