

PASSAGE — SELENE



Builder: SELENE

Year Built: 2008

Model: Trawler

Price: PRICE ON APPLICATION

Location: United States

LOA: 53' 0" (16.15m)

Beam: 16' 8" (5.08m)

Max Draft: 5' 5" (1.65m)

Cruise Speed: 7 Kts. (8 MPH)

Our experienced yacht broker, Andrey Shestakov, will help you choose and buy a yacht that best suits your needs **Passage — SELENE** from **our catalogue**. Presently, at **Shestakov Yacht Sales Inc.**, we have a wide variety of yachts available on **our sale's list**. We also work in close contact with all the big **yacht manufacturers** from all over the world.

If you would like to buy a yacht **Passage — SELENE** or would like help answering any questions concerning purchasing, selling or chartering a yacht, please call **+1(954)274-4435**

TABLE OF CONTENTS

TABLE OF CONTENTS	2
SPECIFICATIONS	5
Basic Information	5
Dimensions	5
Speed, Capacities and Weight	5
Accommodations	5
Hull and Deck Information	5
Engine Information	6
DETAILED INFORMATION	7
2009 53 Selene	7
Exclusions	14
Disclaimer	14
PHOTOS	15
Cockpit	15
Cockpit	15
Cockpit	15
Cockpit	15
Cockpit	15
Salon	15
Salon	15
Dinette	15
Galley	16
Galley	16
Galley	16
Master Stateroom	16
Master Stateroom	16
Master Stateroom	16
Master Stateroom	16

Master Head	16
Master Head	17
Forward Stateroom	17
Forward Stateroom	17
Guest Stateroom	17
Guest Stateroom	17
Guest Stateroom	17
Guest Head	17
Guest Head	17
Laundry	18
Engine Room	18
Engine Room	18
Engine Room	18
Engine Room	18
Engine Room	18
Engine Room	18
Engine Room	18
Engine Room	18
Engine Room	19
Lazarette	19
Lazarette	19
Flybridge	19
Flybridge	19
Flybridge	19
Flybridge	19
Flybridge	19
Flybridge	20
Flybridge	20
Flybridge	20
Wheelhouse	20

Wheelhouse	20
Wheelhouse	20
Wheelhouse	20
Wheelhouse	20
Wheelhouse	21
Wheelhouse	21
Wheelhouse	21
Wheelhouse	21
Port Passageway	21
Starboard Passageway	21
Bow	21
Bow	21
Bow	22
Bow	22
Bow	22
Dinghy	22
2009 53 Selene	22
Stern	22
CONTACTS	23
Contact details	23
Telephones	23
Office hours	23
Address	23

SPECIFICATIONS

Basic Information

Category: Trawler

Model Year: 2009

Year Built: 2008

Country: United States

Dimensions

LOA: 53' 0" (16.15m)

Beam: 16' 8" (5.08m)

Max Draft: 5' 5" (1.65m)

Speed, Capacities and Weight

Cruise Speed: 7 Kts. (8 MPH)

Displacement: 96000 Pounds

Water Capacity: 400 Gallons

Holding Tank: 110 Gallons

Fuel Capacity: 1300 Gallons

Accommodations

Total Cabins: 3

Hull and Deck Information

Hull Material: Fiberglass

Engine Information

Engines: 2

Manufacturer: Cummins

Model: QSB5.9L

Engine Type: Inboard

Fuel Type: Diesel

DETAILED INFORMATION

2009 53 Selene

A very special example of a late model 53' Selene with great ownership history and loaded with every option and toy available. She is very economical, burning only 3.6 gph at 7 knots. Just finished the Great Loop, completely detailed, serviced and ready to go on her next voyage with her new owners in turn-key style. The three stateroom, two head layout has the midship master, VIP forward, and the guest bunk room also acts as an office.

See full specs for details and key highlights featured below:

Highlights Include:

Cummins QSB 305 hp engines de-rated to 230 hp commercial service

Fuel polishing system

NAID stabilizers

Sidepower bow & stern thrusters, 24 VDC

2013 12' AB dinghy with Yamaha 40hp 4-stroke, custom cover and 2013 Garmin electronics

Custom arch lowering davit adapter

NEW 2013 Garmin electronics

NEW 2013 NMEA2000 PC interface to entire nav system

Nauticast AIS system

NEW 2014 FCI 1,200 GPD watermaker

NEW 2014 Jabsco 200k CP searchlight

NEW 2014 AGM batteries, house (10); 1,000 AH at 24 VDC

Heavy duty dual anchor system

NEW 2013 Summit refrigerator/freezer

Grunert, water cooled, holding plate freezer in lazarette

NEW 2012 Intellian High Def SAT TV system

New 2013 Bitstorm High power WiFi system & wireless LAN with 14" antenna installed in port satellite dome

NEW 2012 flatscreen TV's in salon, galley, guest stateroom/office

NEW 2013 variable speed freshwater pump system with backup pump

Sirius/XM Satellite radio

Salon

- NEW 2012 Intellian HD Satellite TV system
- NEW 2013 Bitstorm high power WiFi system & wireless LAN
- Yamaha HTR-4065 A/V receiver
- Sirius/XM receiver
- L-shaped settee to port w/ pull out extension berth
- 2 ottoman barrel chairs with storage underneath
- Hi-Lo fold up Teak table with ebony inlays
- Samsung 40" LCD HD TV
- LED cabin reading lights
- Bamboo/Teak color wooden blinds
- Drawer and cabinet storage
- Solid Teak and Holly sole
- 6 Sliding windows in salon and galley
- Teak overhead grab rail
- Separate Bosch washer & dryer located in lower companionway
- Weems and Plath high sensitivity barometer and clock set
- Diamond SeaGlaze dutch door

Galley

- Corian countertop and backsplash
- Granite bartop
- NEW 2013 Summit 10 CF stainless steel high efficiency refrigerator/freezer
- Force 10 3-burner propane stove
- GE microwave/convection oven
- Miele built-in dishwasher
- Raritan ice maker (located in pilothouse)
- Cantalupi LED overhead lighting
- Samsung 18" LCD HD TV
- Overhead cabinets w/hanging wine glass storage
- Drawers and cabinets under counter

- Franke double stainless steel sink with tip-out storage at front of sink
- Grohe extendable faucet and soap dispenser
- Solid Teak and Holly sole
- Engine room escape hatch

Pilot House

- Raised leather L-shaped settee with storage underneath and teak table
- Dedicated “watch berth” aft of settee
- LED night lighting system
- Custom Selene Teak high gloss helm chair with vinyl cushions
- Diamond SeaGlaze dutch doors (port and starboard access)
- Stairs to flybridge
- Slideout chart table with two chart drawers
- Cabinet and drawer storage
- Teak overhead grab rails
- Large overhead hatch with Oceanair screen/shade
- 2 Porthole windows
- Solid Teak and Holly sole
- Hydraulic steering
- 12 VDC charger plug

Pilothouse Electronics

- NEW 2013 Garmin nav system w/networked autopilot, radar and 2-12” plotters
- Garmin 4kw open array radar
- Garmin GHC10 autopilot
- Garmin depth sounder
- NEW 2013 NMEA 2000 PC interface to all nav system components
- Nauticast AIS transponder, Class B with nav system integration
- Sidepower bow and stern thrusters
- NAID 7.5 SF stabilizers
- ICOM M604 VHF radio (1)
- NEW 2014 Jabsco 200k CP searchlight with helm control
- Maxwell 2200 windlass with helm control
- Cummins Smartcraft engine computer displays for each engine
- Cummins analog gauges
- Danforth 5” compass
- Glendinning electronic engine controls with exterior remote console
- Camera system (flybridge aft and engine room)
- VDO rudder indicator

- Windshield wipers with helm control
- Kahlenberg Horns
- NEW 2014 Balmar Smartgauge house bank battery monitor
- Fuel and water tank gauges, light annunciator panel
- Holding tank monitor in pilothouse

Flybridge

- L-shaped lounge to port with storage underneath and raised fiberglass table
- (2) Todd helm seats with cushions
- Chart locker area with hinged clear top
- Fresh water wash down
- Sink with faucet
- NEW 2013 quick store, stainless steel, propane BBQ grill
- Steelhead 1,000 lb hydraulic davit
- NEW 2013 12' AB console RIB with Yamaha 40 HP 4 stroke outboard, custom cover and Garmin electronics

Flybridge Helm & Electronics

- Garmin 4212 chartplotter
- Garmin GHC10 autopilot
- Icom M604 VHF radio
- Sidepower bow and stern thruster controls
- Cummins analog gauges
- Maxwell windlass control
- VDO rudder angle indicator
- Kahlenberg horn control

Master Stateroom Amidship & Ensuite head

- Queen walk around berth with storage underneath
- Solid Teak and Holly sole
- 2 Cedar lined hanging lockers
- Drawer and cabinet storage
- 2 LED reading lights
- 2 Opening ports w/screens and window treatments (master stateroom)
- Tecma head
- Large shower stall with frameless shower door; Teak seat and floor grates
- Granite countertop

- Exhaust fan
- 2 Opening ports w/screens and window treatments (master head)
- Storage cabinets

VIP Stateroom & Head

- Centerline queen berth with storage underneath and custom fitted spread
- Teak and holly sole
- 2 Reading lights
- Cantulupi LED overhead lighting
- 2 Cedar lined hanging lockers
- Overhead cabinets forward, port & starboard
- 4 Opening ports w/screens and stainless storm covers and window treatments
- Large overhead hatch w/Oceanair screen/shade
- Tecma head
- Large shower stall with frameless shower door; Teak seat and floor grates
- Granite countertop
- Exhaust fan
- 2 opening ports with screens
- Storage cabinet

Guest Stateroom & Office

- 2 Single berths, upper and lower
- Samsung 18" LCD HD TV
- Reading lights at berths
- Cantulupi LED overhead lighting
- One cedar lined hanging locker
- Large drawers and upper cabinets
- Built-in desk and wood chair with leather seat
- Teak and Holly sole
- 2 Opening ports with window treatments

Engine Room & Mechanical

- Twin Cummins QSB5.9 230 HP each (3,200 hrs)
- Northern Lights 16 KW generator w/sound enclosure (1,500 hrs)
- Glendinning electronic engine controls with remote console
- Sidepower bow & stern thrusters, 10 HP
- NEW 2014 FCI Max-Q 1,200 GPD watermaker

- NEW 2013 Balmar 160 amp alternator for house bank charging
- NEW 2014 AGM house batteries (10)
- Cruisair Reverse Cycle Heat/Air Conditioning, lower unit Cruisair 30,000 BTU, upper unit Cruisair 36,000 BTU. Both units also have a de-humidifier selector
- Naiad 7.5' square feet stabilizers
- Fireboy Fire suppression system
- ESI fuel polishing system
- Reverso oil changing system for engines, transmissions and genset
- Torrid 20 gallon hot water heater
- Amartech line cutters on shafts
- Sounddown engine room sound insulation system
- PYI dripless shaft seals (2013)
- Skeg protection for each prop/running gear
- Grunert water cooled freezer located in lazarette
- Two (2) watertight engine room doors, fwd to master, aft to lazarette
- Emergency crash valves for engines
- Four Rule 2,000 GPH automatic bilge pumps, with high water bilge alarms in PH
- 1 manual bilge pump in cockpit
- Jabsco holding tank macerator pump
- Flojet deck wash pump
- NEW 2013 variable speed fresh water pump system with backup pump
- NEW 2014 custom aluminum, arch lowering davit adapter (stores in engine room)
- Two FRP fuel tanks with internal baffles (1,300 gal)
- Dual Racor primary fuel filtration system for each engine and generator
- Magnetic fuel sight gauge for each fuel tank

Electrical

- Electrical panel in pilothouse
- Glendinning shore power Cablemaster w/ 75' 50amp cable
- 50 amp shore power outlets located at foredeck and cockpit
- Northern Lights 16kw generator w/sound shield, start switch panel located in pilothouse and engine room
- UPG AGM batteries for 24 VDC house bank (2014)
- Torrid 20 Gallon 120VAC & engine heat exchanger dual heating source hot water heater
- Mastervolt 2.5 KW inverter with pilothouse control
- Mastervolt 100 Amp 24 VDC battery charger with Masterview touchscreen (house bank)
- Mastervolt 100 Amp 24 VDC battery charger (engine, genset and thrusters)

Cockpit

- Transom freshwater hot cold hand held shower
- Hatch to lazarette w/ teak and stainless ladder
- Grunert holding plate freezer in lazarette
- Glendinning remote engine, thrusters control plug in
- Storage inside stairs to boat deck
- Cable master control
- Raw Water Washdown
- Boarding gates, port and stbd; gate to swim platform
- Swim platform stainless fold up cleats

Anchor & Deck Equipment

- Maxwell 2200 dual capstan windlass with deck foot controls and controls at both helm stations
- Dual anchor system with 120 lb and 100 lb anchors
- 300 feet all chain rode on starboard anchor, 200/150 feet rope/chain rode on port anchor and harness
- Fresh water chain wash down
- Anchor chain lockers
- Boarding gate on starboard side of portuguese bridge
- Built-in seating on foredeck with cushions

Other features for Passage (added since original purchase)

- Complete extra set of window blinds
- New under-counter storage area in galley with wooden cutting board surface
- Dingy lifting bridle
- Seat covers for fly bridge bench seat
- 24" x 30" Pompanette transom-mount folding cockpit table

Other Features

- 7" Teak cap rail - varnished with Sunbrella protective covers
- Fenders with covers (4)

- 1" dock lines (4)
- Glendinning remote thruster and engine control console
- Tender chocks - stainless steel, adjustable & removable

Exclusions Owners personal items and gear are excluded from the sale. All items listed in this spec sheet will convey with the sale of the Selene. If it is not listed in this equipment list it does not convey with the sale of the Selene.

Exclusions

Owner's personal belongings.

Disclaimer

The Company offers the details of this vessel or yacht in good faith but cannot guarantee or warrant the accuracy of this information nor warrant the condition of the vessel. A buyer should instruct his representatives, agents, or his surveyors, to investigate such details as the buyer desires validated. This vessel or yacht is offered subject to prior sale, price change, or withdrawal without notice.

PHOTOS

Cockpit



Cockpit



Cockpit



Cockpit




Cockpit



Salon



Salon



Dinette



Galley



Galley



Galley



Master Stateroom



Master Stateroom



Master Stateroom



Master Stateroom



Master Head



Master Head



Forward Stateroom



Forward Stateroom



Guest Stateroom



Guest Stateroom



Guest Stateroom



Guest Head




Guest Head



Laundry




Engine Room



Engine Room




Engine Room



Engine Room




Engine Room



Engine Room



Engine Room



Engine Room



Lazarette



Lazarette



Flybridge




Flybridge




Flybridge



Flybridge



Flybridge



Flybridge



Flybridge



Flybridge



Wheelhouse



Wheelhouse



Wheelhouse



Wheelhouse



Wheelhouse



Wheelhouse



Wheelhouse



Wheelhouse



Wheelhouse




Port Passageway




Starboard Passageway



Bow



Bow



Bow



Bow



Bow



Dinghy



2009 53 Selene



Stern



CONTACTS

Andrey Shestakov, leading yacht broker of the sales department of Shestakov Yacht Sales Inc. Shestakov Yacht Sales Inc., the official representative of the Miami/Fort Lauderdale FL headquarters.

Contact details

Email: **andrey@shestakovyachtsales.com**

Web: shestakovyachtsales.com/en/

Telephones

USA: **+1(954)274-4435**

Office hours

Monday – Saturday: **9:00 - 21:00** EDT

Sunday: **closed**

Address



Harbour Towne Marina, 850 NE 3rd St, STE 213, Dania, FL 33004