

LIQUID ASSETS — SEA RAY



Builder: SEA RAY

Year Built: 2003

Model: Cruiser

Price: PRICE ON APPLICATION

Location: United States

LOA: 46' 0" (14.02m)

Beam: 14' 8" (4.47m)

Min Draft: 3' 6" (1.07m)

Max Draft: 3' 8" (1.12m)

Cruise Speed: 21 Kts. (24 MPH)

Max Speed: 25 Kts. (29 MPH)

Our experienced yacht broker, Andrey Shestakov, will help you choose and buy a yacht that best suits your needs **LIQUID ASSETS — SEA RAY** from our catalogue. Presently, at **Shestakov Yacht Sales Inc.**, we have a wide variety of yachts available on our sale's list. We also work in close contact with all the big **yacht manufacturers** from all over the world.

If you would like to buy a yacht **LIQUID ASSETS — SEA RAY** or would like help answering any questions concerning purchasing, selling or chartering a yacht, please call **+1(954)274-4435**

TABLE OF CONTENTS

TABLE OF CONTENTS	2
SPECIFICATIONS	5
Basic Information	5
Dimensions	5
Speed, Capacities and Weight	5
Accommodations	5
Hull and Deck Information	6
Engine Information	6
DETAILED INFORMATION	7
Walkthrough	7
Salon	7
Galley	7
Master Cabin	8
Forward Head	8
Aft Cabin	9
Aft Head	9
Foredeck	9
Hardtop Equipment	9
Lower Cockpit Deck Area	10
Tender	10
Upper Cockpit Helm Area	10
Engine Room	11
Electrical	11
Remarks	11
Exclusions	12
Disclaimer	12
Exclusions	12
Disclaimer	12

PHOTOS	13
Salon Looking Forward	13
Salon to Starboard	13
Salon to Starboard	13
Coffee Table Raised	13
Built in LCD TV	13
Galley	13
Galley Pantry	13
Master Cabin Berth	13
Master Cabin to Starboard	14
Master Cabin to Port	14
Master Head	14
Aft (Mid) Cabin Settee	14
Aft (Mid) Cabin Settee as Bed	14
Washer/Dryer	14
Guest Head	14
Foredeck	14
Foredeck	15
Anchor Detail	15
Side Deck	15
Aft Lounge	15
Forward Lounge	15
Aft Lounge as Sunbed	15
Cockpit Bar Area	15
Cockpit Panel	15
Helm	16
Helm	16
Helm to Starboard	16
Helm Seating	16

Engine Room Access	16
Port Engine	16
Starboard Engine	16
Generator	16
Tender	17
Tender	17
Tender	17
January 2016 Yard Visit	17
January 2016 Yard Visit	17
January 2016 Yard Visit	17
January 2016 Yard Visit	17
January 2016 Yard Visit	17
CONTACTS	18
Contact details	18
Telephones	18
Office hours	18
Address	18

SPECIFICATIONS

Basic Information

Category: Cruiser

Sub Category: Express

Model Year: 2004

Year Built: 2003

Country: United States

Vessel Top: Hardtop

Dimensions

LOA: 46' 0" (14.02m)

Beam: 14' 8" (4.47m)

Min Draft: 3' 6" (1.07m)

Max Draft: 3' 8" (1.12m)

Speed, Capacities and Weight

Cruise Speed: 21 Kts. (24 MPH)

Max Speed: 25 Kts. (29 MPH)

Displacement: 30000 Pounds

Gross Tonnage: 15 Pounds

Water Capacity: 100 Gallons

Holding Tank: 60 Gallons

Fuel Capacity: 400 Gallons

Accommodations

Total Cabins: 2

Total Berths: 2

Sleeps: 4

Total Heads: 2

Hull and Deck Information

Hull Material: Fiberglass

Deck Material: Fiberglass

Hull Configuration: Modified V-Hull

Hull Designer: Sea Ray

Exterior Designer: Sea Ray

Engine Information

Engines: 2

Manufacturer: Cummins

Model: 480 CE 8.3 I

Engine Type: Inboard

Fuel Type: Diesel

DETAILED INFORMATION

Walkthrough

The Cockpit is entered via port or starboard boarding steps. The deck is faux teak and looks great. The aft seat expands to a sun bed and the forward seat faces aft.

A bar area is to port. The Helm is raised one step and offers great visibility and a wraparound electronics console.

Going below the Galley is immediately to port, the Mid Cabin is aft with a private Head.

The Salon is next forward and open to the Galley. The Owner's Cabin is forward with a walk around berth and a private Head with a stall shower.

Salon

The cabin is entered slightly to port via a sectional Lexan sliding door and three Pirelli style vinyl steps. The original carpet has been replaced with an attractive laminate planked sole which gives the yacht a more spacious feeling.

Immediately to starboard is a single Ultra leather chair/recliner with a footrest.

Next forward is a built in cherry end table with a central vacuum outlet below.

Next forward is a matching Ultra Leather sofa that converts to sleep two. The sofa expands to a bed with the touch of a button. In front of the sofa is a hi-lo cherry and burlwood coffee table with two fitted stools tucked into the ends. Above the sofa and four cherry cabinets. Between the sofa and the cabinet are two opening stainless steel portholes with full drapes.

Over the aft chair is the two panel main electrical panel.

Above are five halogen lights and a deck hatch with a sliding Ocean Air screen or cover.

Also in the Salon are stereo speakers, a mirror forward, a 26" Toshiba LCD TV/DVD combo built into the bulkhead and a CO alarm. There is additional dry storage under the sole via hatches.

To port is the Galley.

Galley

To port immediately at the bottom of the steps is the L shaped Galley. Equipment

includes:

Planked laminate sole Molded Corian like countertops Norcold refrigerator/freezer with cherry wood inset on door Molded sink w/cover Trash chute next to sink Sharp Carousel Convection 2 microwave behind cherry doors Large double door storage cabinet above fridge where Tube TV was (2) Deep cabinets above countertop Kenyon 3 burner Ceran top cooktop with cover (2) Large cabinets under sink (4) Storage drawers (2) Large cabinets forward with pullout pantry storage Opening stainless steel porthole with drapes

Master Cabin

Just forward of the Salon is the Master Cabin with an oversize queen size island berth off the forward bulkhead. The headboard has inset mirrored panels and dedicated reading lights in the soffit above. Overhead is a Bomar deck hatch with an Ocean Air sliding screen and shade. Carpeted steps port and starboard make access to the bed easier.

Aft to port is a cabinet housing a 12" Toshiba TV/DVD player, a CO detector and the cabin's digital AC controls. Next aft is a cabinet with five shelves inside and a dressing mirror outside.

Next aft is an access door to the forward Head.

To starboard is a two door cedar lined auto lit hanging locker with shelves within and mirrors on the outside of the door. Below is a vanity with a stool and small flip up storage cuddy.

There is additional storage via two drawers under the bed.

Also in this cabin are two stereo speakers with volume control, a hatch in the wood floor for storage and access to the bow thruster and three additional halogen mini spots.

Forward Head

The Forward Head has two entry doors, one from the Master and one from the Salon.

The Head has a fiberglass inner liner for ease of maintenance. There is a vanity with one cabinet below and an under mount molded sink above. Two large mirrored doors above serve as a medicine cabinet.

The toilet is a Vacuflush model and has a fold down cover.

The stall shower has a clear curved sliding door and side light, a seat and opening

porthole, a handheld or wall mountable shower fixture and a light.

Also in the Head are two halogen mini spots, a GFCI outlet and an AC vent.

Aft Cabin

The Aft (Mid) Cabin has a curved settee that easily converts to a bed. There is a large mirrored panel aft, a mirrored door cedar lined hanging locker to starboard and four cabinet doors, two drawers and a Splendide 2000 washer/dryer combo behind two cherry doors.

There are four halogen mini spots, an AC vent, a CO detector and an opening stainless steel porthole with drapes.

Also within this cabin is a cherry door accessing the private Head.

Aft Head

The Aft Head has a vanity with a cabinet below, an under mount molded sink above, two mirrored medicine cabinet doors, a Vacuflush toilet with a fold down cover and a “Wet” shower with a handheld or wall mountable fixture and a shower curtain. The head itself has a fiberglass inner liner for ease of maintenance.

There are also two halogen lights, an exhaust fan and an opening stainless porthole with obscured glass.

Foredeck

Fiberglass nonskid decks (2) Fixed port lights in hull (4) Opening port lights in hull Chain locker access hatch Freshwater spigot in chain locker Stainless steel welded bow rails (2) Bomar 30” deck hatches, Main Cabin, Bow Stateroom Molded bow pulpit Stainless steel anchor chute with nylon roller Dedicated anchor line cleat Lofrans Project 1000 12 volt 1000 watt windlass with capstan gypsy & integral hawse pipe Up & down foot switches for windlass Plow type anchor with shot of 3/8 BB chain & 200’ of 3/8” nylon rode ACR searchlight on pulpit Stainless steel handrails at bow sun pad area Drink holders at bow sun pad area (3) Windshield wipers with washers International Navigation lights Handrails at side deck on windshield frame Stainless steel windshield frame Sunbrella windshield cover Sunbrella enclosure cover Molded fiberglass toe rails Clear vinyl connector between windshield & hardtop Forward deck scupper deck drains

Hardtop Equipment

Raymarine open array 48" radar scanner Trac Vision dome (empty) Raymarine GPS antenna Glomex Terrestrial TV antenna VHF antenna Anchor light/stern light on foldable pole

Lower Cockpit Deck Area

Nu Teak faux teak over fiberglass deck Hinged walk thru transom door Full Cockpit cover, hardtop to transom, new 2013 tan Sunbrella L shaped seating aft and to starboard with storage below Starboard side Nu Teak faux teak covered boarding steps with storage below Starboard side aft facing wrap around seating with storage below Portside side deck Nu Teak faux teak covered boarding step Movable fiberglass table with weighted base Large engine hatch access on gas shocks Built in drink holders at aft seat Hot & cold shower at transom door Aft seat electrically slides forward to form sun bed Fiberglass arch supporting fiberglass hardtop Isotherm Cockpit refrigerator behind FRP door Fiberglass molded sink Aft facing trunk type storage locker Freshwater spigot in trunk Freshwater dockside inlet in trunk (2) Flush mount rod holders Hydraulic tender platform with Nu Teak decking Magma stainless steel Bar BQ mounted in rod holder Clarion subwoofer (4) Clarion stereo speakers (4) Overhead stainless steel trimmed hardtop lights Stainless steel telescoping swim ladder Stainless steel drink holders Audiovox 15" LCD TV Deck level courtesy lights Onan generator gauges Clarion stereo remote

Tender

2011 11' AB RIB 20 HP Nissan 4 stroke outboard motor Full cover for tender Chocks & tie downs to hold tender to platform

Upper Cockpit Helm Area

Three person upholstered bench seat with storage below Upholstered swivel helm chair with flip up bolster Nu Teak Faux teak decking over fiberglass deck Three panel stainless steel trimmed windshield Center lower section of windshield opens electrically Raymarine Ray 230 VHF handset with remote mount speaker Raymarine RL color 80C 72 mile radar Garmin 5212 12" MFD touch screen plotter Raymarine ST 7001 autopilot Ritchie 5" magnetic compass Mercury Smart Craft LCD engine display Full stainless steel trimmed engine gauges Helm cover Vetus bow thruster controls Hydraulic clutch & throttle controls Trim tab controls VDO rudder angle indicator Clarion CMD6 AM/FM/CD/Sat stereo Tilt wood helm wheel ACR searchlight control Sea Ray systems monitor Horn Windlass controls Bilge pump controls McMurdo EPIRB Deck level courtesy lights Sea Fire engine shutdown override system Air conditioned Helm Area

Engine Room

(4) Step stainless steel ladder Cockpit to Engine Room Vinyl sole between engines Hydraulic engine controls Fireboy Engine Room fire suppression system (2) Bilge blowers Reverso 5 Point oil change system 2" Stainless steel prop shafts PSS dripless shaft seals Shaft brushes to connect shafts to bonding system Engine alarms audible and visual ZF 280 IV 1.77 to 1 transmission ratio Vee drive configuration Dual Racor 1000 fuel filters for main engine with vacuum gauges Racor 500 fuel filter for generator Fuel shutoff valves at Racors Shureflow 12V water pump w/accumulator tank 230 Volt 11 gallon hot water heater Sealand Vacuuf flush toilet system, freshwater flush Shower sumps Hydraulic steering system (3) Coolant recovery bottles Freshwater spigot in engine Direct reading temp & oil pressure gauges on engine GFCI outlet Airsep crankcase ventilation system

Electrical

12 Volt DC system 120V/240 Volt AC system (2) 8D 1340 CCA batteries for engine/house (2) 12 Volt batteries for thruster (1) 12 Volt battery for generator Main DC panel w/(22) breaker protected circuits (3) Main battery electric solenoid switches to remotely shutoff batteries DC panel at helm w/(15) push type breakers DC panel at bar area w/(24) breaker protected circuits & electrical battery solenoid switches Main AC panel w/(6) 240 volt breaker protected circuits Main AC panel w/(9) 120 volt breaker protected circuits Promariner Protech 4 charger for thruster (2) 12 volt outlet Salon & Helm 50 Amp 120/240 volt shore power w/50' Glendinning cable master in aft trunk Intellipower PD 2050 50 amp 12 volt battery charger Analog volt & amp meters for AC system Analog volt & amp meters for DC system Charles Iso 12 KVA transformer Glavonic isolator system TV/phone connections in aft trunk Onan 11.5 KW generator in sound shield 720 hours Generator gauges at outside bar area

Remarks

Actual LOA is 51'4". Arguably the nicest 460 Sundancer on the market, LIQUID ASSETS is very worthy of your inspection.

LIQUID ASSETS has the "Big Four" options

1) Helm air con 2) Hydraulic swim platform 3) Fiberglass hardtop 4) Bow thruster

Plus: Nuteak faux teak decking (extra) Laminate wood flooring (interior) Newly updated enclosure curtains & tonneau 2011 11' AB RIB tender w/4 stroke OB Garmin touch screen plotter Only 530 engine hours Easy to see in Pompano Beach and very seriously for sale.

Exclusions

While every effort was made to list all pertinent included equipment aboard LIQUID ASSETS, there are some personal belongings aboard. Prospective purchasers should assume any item not specifically mentioned herein will not convey at closing.

Disclaimer

The Company offers the details of this vessel in good faith but cannot guarantee or warrant the accuracy of this information nor warrant the condition of the vessel. A buyer should instruct his agents, or his surveyors, to investigate such details as the buyer desires validated. This vessel is offered subject to prior sale, price change, or withdrawal without notice.

Exclusions

Owner's personal belongings.

Disclaimer

The Company offers the details of this vessel or yacht in good faith but cannot guarantee or warrant the accuracy of this information nor warrant the condition of the vessel. A buyer should instruct his representatives, agents, or his surveyors, to investigate such details as the buyer desires validated. This vessel or yacht is offered subject to prior sale, price change, or withdrawal without notice.

PHOTOS

Salon Looking Forward



Salon to Starboard



Salon to Starboard



Coffee Table Raised



Built in LCD TV



Galley



Galley Pantry



Master Cabin Berth



Master Cabin to Starboard



Master Cabin to Port



Master Head



Aft (Mid) Cabin Settee



Aft (Mid) Cabin Settee as Bed



Washer/Dryer



Guest Head




Foredeck



Foredeck



Anchor Detail



Side Deck




Aft Lounge



Forward Lounge




Aft Lounge as Sunbed



Cockpit Bar Area



Cockpit Panel



Helm



Helm



Helm to Starboard



Helm Seating



Engine Room Access



Port Engine



Starboard Engine



Generator



Tender



Tender



Tender



January 2016 Yard Visit



January 2016 Yard Visit



January 2016 Yard Visit



January 2016 Yard Visit



January 2016 Yard Visit



CONTACTS

Andrey Shestakov, leading yacht broker of the sales department of Shestakov Yacht Sales Inc. Shestakov Yacht Sales Inc., the official representative of the Miami/Fort Lauderdale FL headquarters.

Contact details

Email: **andrey@shestakovyachtsales.com**

Web: shestakovyachtsales.com/en/

Telephones

USA: **+1(954)274-4435**

Office hours

Monday – Saturday: **9:00 - 21:00** EDT

Sunday: **closed**

Address



Harbour Towne Marina, 850 NE 3rd St, STE 213, Dania, FL 33004