

VIVA LIGAYA — OCEAN PACIFICO



Судостроитель: OCEAN PACIFICO

Год постройки: 2004

Модель: Моторная яхта

Цена: ЦЕНА ЯХТЫ ПО ЗАПРОСУ

Местонахождение: Philippines

Длина общая: 131' 3" (40.00m)

Ширина: 23' 10" (7.26m)

Макс. осадка: 8' 9" (2.65m)

Крейс. скорость: 10 Kts. (12 MPH)

Макс. скорость: 13 Kts. (15 MPH)

Купить **VIVA LIGAYA — OCEAN PACIFICO** а также выбрать подходящую вам яхту из нашего **каталога яхт** вам поможет опытный яхтенный брокер Андрей Шестаков. На сегодняшний день компания **Shestakov Yacht Sales Inc.** имеет большое количество яхт в **собственном списке продаж**, а также тесно сотрудничает со всеми крупными **яхтенными производителями** по всему миру.

Для того чтобы купить яхту **VIVA LIGAYA — OCEAN PACIFICO** а также проконсультироваться по любому вопросу связанному с покупкой, продажей, чартером яхт позвоните по телефону **+7(918)465-66-44**.

ОГЛАВЛЕНИЕ

ОГЛАВЛЕНИЕ	2
ХАРАКТЕРИСТИКИ	3
Обзор	3
Основная информация	3
Размеры	3
Скорость, вместимость и масса	3
Размещение	4
Корпус и палуба	4
Информация о двигателе	4
ПОДРОБНОЕ ОПИСАНИЕ	5
ACCOMODATION	5
MACHINERY & EQUIPMENT	8
NAVIGATION & ELECTRONIC EQUIPMENT	10
LIFE SAVING APPLIANCES	13
RIGGING / MOORING	14
Miscellaneous	14
STERN GARAGE	14
HULL EXTERNAL	15
Исключения	15
Отказ от ответственности	15
ФОТОГРАФИИ	16
КОНТАКТЫ	19
Контактная информация	19
Телефоны	19
Время работы	19
Адрес	19

ХАРАКТЕРИСТИКИ

Обзор

Over 19m USD invested in this vessel. A great opportunity for a new owner to come in purchase a very high quality yacht with a Dutch design at a bargain price. The interior has yet to be complete so the new owner will be able to come in and add their own personal touch. Also navigation and electronics are needed and can be out fitted with all the up to date equipment that is currently on the market. Seller would like to see serious cash offers! Please call.

Основная информация

Тип судна: Моторная яхта

Модельный год: 2004

Год постройки: 2004

Год обновления: 2015

Страна: Philippines

Размеры

Длина общая: 131' 3" (40.00m)

Ширина: 23' 10" (7.26m)

Макс. осадка: 8' 9" (2.65m)

Скорость, вместимость и масса

Крейс. скорость: 10 Kts. (12 MPH)

Дальность на крейсерской скорости: 4000

Макс. скорость: 13 Kts. (15 MPH)

Водоизмещение: 612885.08836 Pounds

Чистый вес: 285 Pounds

Вместимость воды: 2710.40525352 Gallons

Вместимость сточного бака: 2853.0581616 Gallons

Объем топливного бака: 11975.711633316 Gallons

Размещение

Всего кают: 5

Спальные места: 12

Спальных мест экипажа: 7

Корпус и палуба

Материал корпуса: Steel

Материал палубы: Teak and
Fiberglass

Комплектация корпуса: Deep Vee

Цвет корпуса: White

Отделка корпуса: Stainless Steel

Информация о двигателе

Двигатели: 2

Производитель: Caterpillar

Модель: C18 - C1 1428 HP

Тип двигателя: Inboard

Тип топлива: Diesel

ПОДРОБНОЕ ОПИСАНИЕ

ACCOMODATION

SUNDECK	<ul style="list-style-type: none"> • Spacious Sundeck area, Full Beam 7m x 10 mtrs will be fitted with Teak decking, seats, hatches, ready for deck equipment.
<ul style="list-style-type: none"> • Jacuzzi with control panel (jet heads, heater, filter, Ozone treatment & light) – wind screen & stairway to Jacuzzi completed. • Mast base is fitted with shower head • Electric barbeque console fitted for Mini Bar and Ice Makers • Spiral staircase down to sun lounge bridge deck • Barbeque. electric – space provided for mini-fridge 	
BRIDGE DECK	<ul style="list-style-type: none"> • Spacious Sun Lounge “full beam”... opening through double sliding, curved, stainless steel doors onto open deck balcony with large adjacent area for ensuite with Whirlpool Spa, twin vanity and WC (suitable to convert to ‘Private Owners Area’ (if required) or for use as sun lounge with Day Room. The Sunlounge, Passage way and Wheelhouse will be fitted with teak parquet varnished decking. • Head room clearance is 2.1 meters high • Wheelhouse with console plus port/starboard doors & wing stations Chart

- table flag rack and leather seat aft
Captains cabin with entry directly from bridge is fitted with double bed, large clothes lockers, desk, private ensuite with shower WC vanity (self contained area & giving privacy for captain and partner)
- Direct access is via Stairs Port Side down to main deck aft, through Wheelhouse
- Master's chair (black leather) is mounted on 1 metre stainless steel slide
- External staircase from bridge to main deck via galley cabin door to crews quarters and engine room for crew access without accessing Guest area.
- Guest Aft spiral staircase down to main deck and staircase up to sundeck
- Center stairway connecting to fore deck (Crews deck area)
- Emergency Area
Escape to fwd deck
- **BRIDGE DECK** Main saloon lounge area with seating for 12 – forward area for dining area
- OPACMARE, Stainless steel (frame, smoke tinted glass) double

- sliding Automatic, powered, opening directly to Main Saloon. Owners full beam cabin, for king berth, wardrobes, dressing tables and chairs etc., with space for walk-in, wardrobe and storage areas provided
- Area for Ensuite, fitted with bath, shower, twin toilet & bidet vanities (Buyers supply)
- Headroom clearance is 2.2 meters high
- Aft deck table seating for 12 persons
- Guest internal feature staircase from main deck to wheel house deck
- External aft deck with spiral stairs up to bridge deck and down to door type large swim platform area

**CREWS
AREA/LOWER
DECK
FORWARD**

Crews mess with seating for 8 crews, storage lockers, sink, microwave, and mounting of security cameras. The floors in the crews area are parquet varnished teak.

- 3 twin crew cabins with 2 single & berths in each cabin with large adjoining shower, WC and hand basin areas
- Laundry with 10 gal Maytag washing machine / dryer & twin tubs

- Walk-in dry store and linen cabinet.
- Headroom clearance is 2.05 meter high
- Access door to engine room, via Fire Rated A60 door
- Stairs up to main deck thru galley to port side to main deck
- Emergency access to main bow locker is via lift up stairs & water tight door

GUEST AREA/LOWER DECK AFT

Area provided for fitout for 4 self contained V.I.P. Guest Cabins for Queen size beds with individual Ensuites.

- Access to Guests area is via a staircase lower lobby from the Main Saloon. Emergency access is provided in both forward & aft of watertight sliding door

FORWARD CREW DECK

Bow deck is fitted with “Muir” anchor winches and capstans.

- Fitted with 1500kg 4.5mtr radius Opacmare Hydraulic Davit.

MACHINERY & EQUIPMENT

Main Engines : Twin CATERPILLAR C18 – C1 Turbocharged, 714 BHP (532BKW) @ 2100 RPM “C” rated fitted with Electronic Governor Diesel engines, handed (Lloyds certificated) = Total 1428 HP with Emission Compliance Certifications. **Note** : Electronically Controlled Engines can be Upgraded to Class “E” with Addition to Dual Turbo Charger & Electronic Card Modification to **1001** HP @ **2300** RPM, i.e. Total of **2002** BHP (if required) with increase Propellers **52”** provides a Max Speed of **15.5** Knots, (max hull bump speed) (at Buyers Cost).

- Charging Alternators :** Main engines fitted with 24V x 60Amp + main generators 24V x 55Amp alternators to charge starting batteries.
- Gearboxes :** 2 x REINJET WAF 344 L 3.571:1 ratio, handed (certificated)
- Generators :** Twin 60KW CATERPILLAR 3054 Turbocharged diesel 4 cyl Port & Starboard fitted in sound enclosures (certificated) fitted with governors & load testing
- Shafts & Drive :** 90mm dia stainless steel, with SKF taper pressure couplings "AQUADRIVE" constant velocity joints and Thrust bearing with POLYFLEX 'isolator' couplings & VESCONITE bearings.
- Propeller :** "MICHIGAN" H4500-090 4 bladed, handed 44.3" x 41.7" (Taper Bore) Balanced and polished, Naval bronze
- Engine Control System :** "GLENDINNING" GHP electronic (Mech. back-up) three station with handheld Remote Control Station (Adaptors in wing stations and aft main deck, for stern to docking).
- Steering Gear :** Twin Rudder – Hydraulic dual system (HYDRIVE).
- Bow thruster :** "WESMAR" Vortex V2-18H dual S/S prop 50KW drive Hyd motor.
- Shore Power :** Shore Power Cable 100 amp supply, 30M long for dock side connection. Supply 380/400 volt, 3 phase, 50 cycles through, isolating transformer, phase rotation and reversing switch. Monitoring of amps, volts, and over current is provided.
- Stabilizers :** "WESMAR" RS 2200 Electric Gyro stabilizer system, 22 sq ft. Aero dynamic fins with hydraulic actuator assemblies with CPS 1000 gyro control, full trim control, gyro control, Fin position indicator
- Hydraulic Systems :** Dual "Hawe" V60N – 110 variable piston, load sharing, flow and pressure compensated pumps are direct mounted to the generators motors. 71HP @ 2800 p.s.i. The hydraulic system is designed to use either pump via central hydraulic system to run the stabilizers, underway or anchor winches/capstans, bow thrusters when mooring, A 420-litre tank capacity fitted with heat exchanges + (Twin pumps used for Bow Thrusters)
- Hydraulic Systems Continue :** Separate Hydraulic Power Pack 7.5 KW with variable displacement pump situated in stern garage to operate Bulwalk door, Pasarelle Door, Swim Platform door, Pasarelle and Stern Capstans (Invertor starting)
- Oily Water Separators :** "FACET" CPS 2.5 BV 530 Litres (Engine Room Compartment)
- Fuel Oil Separators :** "ALFA LAVAL" 720 litres/hr capacity cleans fuel in central fuel tank going to the (1000 ltr)Day tank to engines and generators.

Sewage System :	Designed for “HAMMAN MINI-“L” Sewerage Plant, with “HEADHUNTER” toilet bowls with water flushing by Jetpac pump accumulator and back up for 10 toilets Bidets (System treats black & grey water) (Mini-L unit not supplied).
Desalinators :	“SEA RECOVERY” 1 x 1800 gal/day reverse osmosis type Coral Sea SM3/SW/S1-V model
Fresh Water Filter :	‘AQUAFINE’ or equiv ultra fine water treatment + ‘Harmsco’ final charcoal filter
Refrigeration :	Commercial fridge & freezers in Galley area.
Batteries :	Starting - 2 sets of 2 x 12volt (series connected) House/Aux’s - 2 sets of 2 x 12 volt (series connected)
Battery Charging System :	Ships emergency 24V supply charger system is provided via dual automatic charger systems. The emergency radio battery on sundeck has separate charger.
Exhaust System :	Wet Exhaust through side’s hull / auto under water bypass at running speed for main engines (sound insulation lagging is fitted to mufflers to reduce noise.
Other Equipment :	Hydraulic operated S/S telescopic, retractable gang plank passerelle, teak decked / hand rails, fairy lights and motions, located at stern starboard corner. A removable light weight side accommodation platform for entry from Wharf or tender is proved, can be fitted to port or starboard, and is fitted with self levelling stairs access. Swim platform is fitted with lightweight, removable ladder and s/s handrails and teak decking.
Stern Bulwark Doors :	Flush type, hydraulically operated with s/s sensors connected to bridge panel and locking dog safety system, raise/lower indication. The stern door is fitted with an automatic polished aluminium crossover platform to bridge step off to swim platform, light weigh aluminium swim stairs and s/s removable stanchions.
Side Bulwark Doors :	Flush type, 180° motion, to fit flush, when open, fitted with concealed s/s hinges & crossover plate, locking dogs and s/s sensors, connect to bridge panel to indicate “locked or open safety” attachments for Side accommodation access.

NAVIGATION & ELECTRONIC EQUIPMENT

Monitoring	Fully integrated LCD digital monitoring system, three colour display screens Software packages includes: Main Engines & Generator
-------------------	---

System :	Instruments, Controls & Faults – Bilge & Tank Levels – Navigation, GPS, Charting – Speed, Temp's & other vital ships functions.
Radar 1 :	Furuno NavNet3D Model WFDBB Blackbox Radar 72 mile, 12KW, SMAP 6 foot array
Radar 2 :	Furuno NavNet3D Model DR56A Blackbox Radar 64 mile, 6KW, CMAP 4 foot array
Magnetic Compass :	C-plath Venus, magnetic compass, console mount, 1 Degree Card B + Correction Capsue 50mm 1 degree card, B+C correction capsule
Auto Identification System :	Furuno FA-150 AIS (latest marine standard requirement)
Depth & Wind Instruments :	1 Furuno DFF.11 Network Sounder 50/200 HI depth & multifunction display, 1 Smart sensor transducer, depth & temperature, 3 Simrad IS15 Compass Instrument Head, 1 CV3F Windsensor with NMEA output
Colour Depth Sounder :	Furuno BBFF1 1 KW black box Network sounder
Navtex Receiver :	Furuno NS-300 Navtex Receiver 24 Volts Dc with NX-3HD Antenna
Auto Pilot :	Furuno Navipilot 700 Autopilot FAP7001 Primary Control Unit FAP5002 Processor Unit, FAP6111 Rudder Reference Unit PG500R Sensor unit
Satellite Compass & GPS :	Furuno SC-50 Satellite Compass
GPS :	IMO Approved, Furuno GP-150D IMO WAAS/GPs/DGPS Receiver
GPS & Heading Data Distributors :	3 Furuno IF-2500 NMEA Interface unit.
Loudhailer :	Furuno LH-3000 Loudhailer, 30 Watt, 12 volt DC + 2 x bogen SP308A Horn Speakers, 30 watt
Satellite Comm. Terminal :	Thrane & Thrane Fleet Broadband 250 with sailor antenna, Satellite Telephone system
Broadband System :	Thrane & Thrane Broadband 500 with sailor antenna
HF/SSB Radio Equipment :	Furuno FS-1570 MF/HF DSC/SSB Radiotelephone, Comrod AT82D 8 meter whip antenna Furuno FAX5 Active DSC watch antenna Shakespeare 5220 8 foot whip for FAX5
Inmarsat C :	Furuno Felcom 15 Inmarsat C, Furuno OO-510 printer
VHF Radio	Furuno FM-8800S DSC VHF Radiotelephone, 3 Morad VHF156HD VHF

Equipment :	Antenna, 6 ICOM IC-M88-01 VHF Handheld Radios with BC-147E, 12 220 VAC Charger
Satellite TV System :	Two seatel coastal T24 Satellite antenna 29 inch Dome c/w Euro Quad Feed
Telephone System :	1 each Panasonic KX-TAW848 Telephone system 4 lines, 8 extensions, 10 each KX-T7736 Speaker Phone, 2 KXTD7 Multiline wireless phone, main distribution frame, shore line connection box symbol 432.1, engine room ring detector, BER2000
TV/Radio Antenna & Distribution System:	Naval Central Antenna Television/Radio entertainment system comprising: Mark 32ALC TV/AM/FM antenna W/25 meter cable, CA3050 Cabinet, PB3222 220/110 VAC Power supply, A3250/0 TV amplifier, A3251SS TV Amplifier Hi VHF, USA CATV, 3550/0 TV amplifier UHF, A355 AM amplifier, OF3581 Output filter, ASAVM24 4 channel UHF modulator
CCTV Security System :	ELBEX Security/CCTV system, 220 VAC, EXC7/4 colour fixed Ball camera, 4.5mm lens (stern entrance), EXC9/6 colour fixed Ball camera, 6mm lens (passarelle), EMB9-R-W mount for ball camera, EXC575/4 Colour pan/tilt camera, 4mm lens (engine room), EXC7207MCOW colour day/night camera PTZF (Stern), EXC7207MROW day/night camera (mast) ETC20 telemetry converter for EXC7207, EXS128 switcher, EXSQ244 Quad Switcher, EDM900TML Pigtails, EP-2409 Camera power supplies, 220VAC, IR sensors, Tote vision LCD-801 7.9 inch LCD monitor, Tote vision LCD-1510V, 15.1 inch LCD monitor.
PA System :	Public address systems, consisting of 14111-1500 central unit - 2 Entertainment channels, 120 watt amplifier, 1 shore 527B paging microphone, 17 Bogen S810 70V 15 watt flush speakers & grills, 2 pair polyplaner MA6600 weatherproof speakers.
Safety Equipment :	1 Jotron Tron 405 cat 1 406 MHZ EPIRB, 1 Simrad SA50 SART, Icom IC-GM 1600 GMDSS Survival Craft VHF Icom BP234 Spare lithium battery.
Tender Boat Equipment :	ICOM IC-M424 VHF/Hailer, Bogen SP308A PA 30 watt Hailer Horn, Pacific aerials P6079 Ss antenna mount, ACR RKB32 Category 1 406 MHZ EPIRB
Foghorn :	Airhorn 'Kahlenberg' or equiv and air compressor with auto safety Signals
Wheelhouse wipers :	5 Front windows fitted with synchronized pantograph wipers, arms and blades. Complete with, washers system and master control pane
Chronometer :	Yes Chromed Brass
Barometer :	Yes Chromed Brass
Binoculars :	1 set night and 1 set day
Bell :	300mmØ cast bell bronze chromed & donger

Service Provider : Stratos communications / T.B Confirmed (Owners selection)

Monitors: “Freetonics” – Electronic monitoring packages and 20 inch screen monitors to be fitted.

LIFE SAVING APPLIANCES

Bilge Pump (Main/Emerg) : Twin submersible pumps systems in each compartment: AC/DC with automatic level switch control system

Fire Pump : 2 x 20 m³/H @ 14 M head Fi.Fi. / deck, anchor, wash – Horiz Centrifical, self priming bilge pumps 4 KW IP55 motor LLOYDS + MCA compliance

Fire Pump (Emergency) : Diesel driven 20 m³/H @ 14 M head single cylinder 2KW air Cooled, manual start, incl, fuel oil tank, silencer base mounted in lazzerette (Self contained unit for easy removal by hands) Lloyds + MCA compliance.

Fire Extinguishers : Assorted accommodation extinguishers, engine room CO₂ System (EX)

Fire Hydrants : 4 hoses and spray nozzles (EX)

Bilge Alarm : Each watertight section fitted with alarm to wheelhouse (EX)

Smoke Alarms : Fitted throughout, connected to central alarm console.

Security System : CCTV with cameras on aft deck on mast head, and engine (EX) room with alarms fitted.

Flags : National Flags and International code flags (EX)

Life Rafts : 4 x 8 man Viking inflatable rafts or similar approved type (EX)

Life Jackets : 16 adults, 6 children, with reflective tape and lights (EX)

Lifebuoys : 6 (2 with lines and 2 with lights) (EX)

Tender Guest (used as Rescue Boat) : 1 x “Williams” or equivalent 4.5 M – 7 person (white) with centre console with orange removable strips (EX)

Bow Davit : OPACMARE Davit 1.5 tonnes @ 4.5 mtr rad, mounted on crew deck

Sundeck Davit (Extra) : OPACMARE fly bridge Davit type 3026/47 al 800kg @ 4.4m rad on Sundeck (base & reinforced structural work completed)

Other : Medical Kit, stretcher, torches, flares, etc. Full safety (EX) equipment including fire extinguishers, fighting systems etc to meet LLOYDS, MCA

and flag rules.

RIGGING / MOORING

- Mast :** Lightweight aluminum central mast, incorporating a shower
- Anchors :** 2 x 200 kg HHP galvanized (Equip No. 140) with s/s anchor pockets and bow protector.
- Chain :** 2 x 137.5 metres long x 19mm U2 stud link galvanized.
- Anchor Winches :** 2 x “Muir” VRC 11000/185/45^o brake integrated BSE (CW) Hydraulic motor coupled to heavy duty gearbox, dog clutch drive system gypsy and warping drum fitted with brake, chain guide and chain stoppers
- Docking Capstans :** 2 x “Muir” VC/8000 vertical mooring capstans / hydraulic with heavy duty gearboxes.
- Fenders :** Storage systems fitted on the insides of fully lined bow deck for 1.5 x 700m
Ø

Miscellaneous

Space and mounting frames are provided in the Engine Room for the Air-conditioning compressor units; two (A15) - each 15 ton capacity sealed, marine compressor packages. The two units can be operated together or independently as required, Marine Type, salt water cooled and connected to a chilled water, Ring Main system, to individual fan coil units in each room or area. The fan coils are temperature adjustable in each compartment, two chilled water, air make-up unit 48,000 BTU to provide fresh air. Buyer supply 1 x 300 litre, 3 element hot water system (stainless steel tank) (engine room) Full range of “SMEG” stainless steel galley equipment including: - Twin ovens, Barbeque Griller, Deep Fryer and Glass Ceramic Cooking Top, Range Hood is fitted with extraction fans & two Automatic Fire Dampeners (certified cleanable) and s/s filters. Engine spares and special tools (essential only) work bench/washer Timber teak flooring is provided in Sunlounge, Wheelhouse, Galley, Crew & Captains areas (Varnished) LED Ceiling lighting in crews areas, captains areas, galley, wheelhouse, sun lounge and interior areas is fitted, including emergency 24 volt LED lights. “MAYTAG” 10 gal. washing mach/dryer in laundry Wesco Navy Marine Dishwasher in Galley Commercial Fridge/Freezer, and in-sink-Macerator.

STERN GARAGE

The yacht has a full beam width Garage with ‘Hydraulically operated Watertight Stern Door’, 3 meters x 2 meters in size, which acts as the swim platform when open. The

Garage area is large enough for one twin seater Jetski (not included) and water sports equipment (not included), access is via steps from main deck, through a full size watertight door. The stern door is hydraulically, power operated and fitted with automatic locking dogs & sensors which relays to the bridge to indicate, open / closed position. The garage is fitted with a double elbow, Jib crane (400 kg SWL) for lifting sports equipment to and from the water, stanchion stowage is fitted.

HULL EXTERNAL

Hull and superstructure paintwork is Mirror Finished using “Awlgrip” marine products “Snow White”. Both Hull and Superstructure are filled shaped and faired with mirror finish using Polyester Urethane Marine Top Coatings applied by spray by a European Master Painter and represent a beautiful seaworthy smooth shape finish coated.

The stern gear is well designed, of the highest quality materials and fitted well, with the propeller selection skewed and handed 4 blades to minimize vibration. Rudders are offset outboard to maximize turning short with full helm, and also to facilitate drawing the propeller shaft without removing rudders.

All external deck areas and stairways are decked with 15mm thick, kiln dried, quarter sawn Teak, Fixtech glued to decks, with all planks joined by Glued Finger Joints, corked and sanded smooth.

All decks to be bleached to even colour, and finally sanded at handover.



Исключения


При продаже яхты исключаются личные вещи владельца.


Отказ от ответственности

Компания предоставляет описание судна или яхты добросовестно, но не может гарантировать точность этой информации, а также не ручается за техническое состояние. Покупатель должен проинструктировать своих агентов или оценщиков исследовать представленную информацию более подробно, по собственному желанию. Продажа судна или яхты, изменение цены или снятие с продажи будет происходить без предварительного уведомления.

ФОТОГРАФИИ







КОНТАКТЫ

Андрей Шестаков (Andrey Shestakov) – ведущий яхтенный брокер отдела продаж яхт и судов компании Shestakov Yacht Sales Inc. Официальный представитель Shestakov Yacht Sales Inc. для русскоговорящих клиентов в центральном офисе компании в Майами/Форт Лодердейл/Флорида/США.

Контактная информация

Email: **andrey@shestakovyachtsales.com**

Web: **shestakovyachtsales.com**

Телефоны

Краснодарский край: **+7(918)465-66-44**

США, Майами, Флорида: **+1(954)274-4435**

Время работы

Понедельник – Суббота: **9:00 - 21:00** EDT

Воскресенье: **Закрето**

Адрес



Harbour Towne Marina, 850 NE 3rd St, STE 213, Dania, FL 33004