

SUN RUNNER — WELLCRAFT



Builder: WELLCRAFT

Year Built: 1990

Model: Cruiser

Price: PRICE ON APPLICATION

Location: United States

LOA: 33' 0" (10.06m)

Beam: 12' 8" (3.86m)

Max Draft: 3' 0" (0.91m)

Our experienced yacht broker, Andrey Shestakov, will help you choose and buy a yacht that best suits your needs **SUN RUNNER — WELLCRAFT** from our catalogue. Presently, at Shestakov Yacht Sales Inc., we have a wide variety of yachts available on our sale's list. We also work in close contact with all the big yacht manufacturers from all over the world.

If you would like to buy a yacht **SUN RUNNER — WELLCRAFT** or would like help answering any questions concerning purchasing, selling or chartering a yacht, please call **+1(954)274-4435**

TABLE OF CONTENTS

| | |
|------------------------------|----|
| TABLE OF CONTENTS | 2 |
| SPECIFICATIONS | 3 |
| Basic Information | 3 |
| Dimensions | 3 |
| Speed, Capacities and Weight | 3 |
| Accommodations | 3 |
| Hull and Deck Information | 3 |
| Engine Information | 4 |
| DETAILED INFORMATION | 5 |
| ACCOMMODATIONS & FEATURES | 5 |
| COCKPIT & HELM | 5 |
| DECK & HULL | 6 |
| Electronics | 6 |
| Electrical | 7 |
| Engine Details | 7 |
| MARINE HEAD SYSTEM | 7 |
| EXCLUSIONS | 7 |
| Additional Features | 7 |
| REMARKS | 8 |
| Exclusions | 8 |
| Disclaimer | 8 |
| PHOTOS | 9 |
| CONTACTS | 16 |
| Contact details | 16 |
| Telephones | 16 |
| Office hours | 16 |
| Address | 16 |

SPECIFICATIONS

Basic Information

Category: Cruiser

Model Year: 1990

Year Built: 1990

Country: United States

Dimensions

LOA: 33' 0" (10.06m)

Beam: 12' 8" (3.86m)

Max Draft: 3' 0" (0.91m)

Speed, Capacities and Weight

Displacement: 16000 Pounds

Water Capacity: 52 Gallons

Holding Tank: 20 Gallons

Fuel Capacity: 288 Gallons

Accommodations

Total Cabins: 1

Total Berths: 2

Total Heads: 1

Hull and Deck Information

Hull Material: Fiberglass

Engine Information

Engines: 2

Manufacturer: Mercruiser

Model: Coastal 3300 Custom

Engine Type: Inboard

Fuel Type: Gas/Petrol

DETAILED INFORMATION

ACCOMMODATIONS & FEATURES

This popular-styled offshore express cruiser is perfect for family cruising and fishing. Interior features a large galley with a convertible dinette to sleep four.

MAIN CABIN:

- Cabin door replaced in 2007 with custom fabricated white acrylic door
- New carpeting, 2013
- New Bomar hatch, 2013
- Taco Marine rub rail removed and re-bedded using 3M 4000 UV sealant, 2013
- Direct and indirect cabin lighting
- Red night-vision courtesy running lights in cabin, floor and steps
- MarineAir 16,000 BTU reverse cycle air conditioning
- 6-gallon water heater with electric and engine heat exchanger

GALLEY:

- All new custom-built cabinets, marine plywood and Formica
- Origo Marine 2-burner alcohol/electric stove
- Samsung microwave oven
- Tundra 8 cu ft refrigerator with separate freezer door
- Sink with under-counter water filter for cooking/drinking water
- Custom fabricated storage, with indirect lighting, for dishes
- Service for 8, Guy Harvey Grand Slam Signature Series dishes, includes dinner plates, salad plates, bowls, and coffee cups
- Two level galley light

COCKPIT & HELM

- Helm completely rebuilt and customized, 2007/2008
- Custom fabricated leaning post style seats with custom foot rests
- Custom white Sunbrella covers for seats, GPS, VHF antenna and Raydome
- Live bait well
- Sink with hot and cold water
- Fresh water wash down
- Indirect lighting
- All factory upholstered side panels removed; replaced with custom fabricated fiberglass side panels glassed into place
- Removable padded cockpit/fishing bolsters
- Deck mounted Pompanette fishing chair

- Transom gate
- 4 gunwhale-mounted rod holders
- Flag mount with teak mast and American flag

DECK & HULL

TOP:

- Suntower Marine custom half tower, fabricated new 2007
- Laceless canvas
- Custom folding radar arch/mounting plate
- 4 rod holders
- 2 spreader lights
- 2 red, night running lights
- LED anchor/running light built into arch
- Overhead fluorescent light illuminates entire helm/cockpit area

SWIM PLATFORM:

- Custom fabricated stainless steel boarding ladder, easy on the feet even with full SCUBA gear
- 3 folding cleats mounted on rear of platform for securing dinghy and/or water toys

ANCHORING SYSTEM:

- Progress1, model W6953LPOP1, 12V/100w low profile, deluxe bronze/chrome windlass with rope/chain chain wheel
- Forward mounted foot switches installed by windlass; second winch control switch at helm
- 200' x 9/16" triple strand Imtra anchor rope with 25' x 5/16" HT chain
- 22.5 kg Bruce anchor mounted in Windline/Bruce roller mount

Electronics

- Raymarine electronics - all purchased new, 2007 and installed in 2008 o C120 display mounted in NavPod o Raystar 125 GPS o DSM 300 Digital Sounder Module o Raydome RD424, 4KW, 48mile 24 inch o B744VL Traducer with depth, speed and temp o KVH Azimuth 1000 Digital Compass (integrated into network via NEMA 0183)
- VHF radio
- Guest battery charging system

Electrical

- DC system almost totally rewired with new tinned marine wire, 2008
- All DC wiring was up-scaled to a larger gauge wire, 2008
- All DC system fuse boxes replaced, 2008
- AC wiring was inspected and rerouted to separate wire runs
- All helm instruments replaced with new VDO gauges and rewired, 2008
- All helm switches replaced 2008
- Gauge panel was stripped and hard coated, 2008
- Shore power outlet
- New 50' shore power cord
- Lights in engine compartment

Engine Details

- Twin 340 hp Mercruiser inboard engines with approximately 1500 hours since new (as of October 2014)
- Stainless steel risers
- Hurth 2:1 gear boxes
- Shafts removed and trued, 2007, by Lauderdale Prop Shop
- Cutlass bearings replaced, 2007; inspected by Complete Marine in 2012
- 4-blade 19/17 bronze propellers, trued 2012 by Lauderdale Prop Shop

MARINE HEAD SYSTEM

- Jabsco Marine toilet, raw water flush
- Holding tank
- Jabsco macerator pump with selector valves, deck pump-out and overboard discharge
- Custom fabricated hand-held shower in head, with pump-out in floor
- Vent blower
- Direct/indirect lighting
- All equipment in working condition

EXCLUSIONS

Owner's personal items are excluded from the sale. List available upon contract.

Additional Features

- Complete Awlgrip paint job

- Life jackets
- Throw ring
- Flare kit
- Fire extinguishers

REMARKS

This highly customized Wellcraft has been well maintained by a knowledgeable yachtsman and it shows! **SUN RUNNER** is a fine example of one of the more popular express cruisers and is an excellent choice for a yacht of her vintage!

Ready for her new owner and more cruising and fishing! **SUN RUNNER** must be seen to be appreciated!

Exclusions

Owner's personal belongings.



Disclaimer

The Company offers the details of this vessel or yacht in good faith but cannot guarantee or warrant the accuracy of this information nor warrant the condition of the vessel. A buyer should instruct his representatives, agents, or his surveyors, to investigate such details as the buyer desires validated. This vessel or yacht is offered subject to prior sale, price change, or withdrawal without notice.

PHOTOS



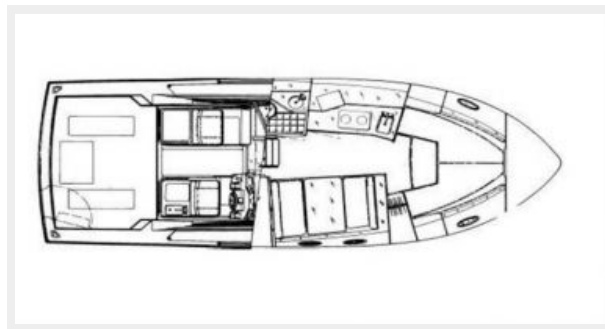












CONTACTS

Andrey Shestakov, leading yacht broker of the sales department of Shestakov Yacht Sales Inc. Shestakov Yacht Sales Inc., the official representative of the Miami/Fort Lauderdale FL headquarters.

Contact details

Email: andrey@shestakovyachtsales.com

Web: shestakovyachtsales.com/en/

Telephones

USA: +1(954)274-4435

Office hours

Monday – Saturday: **9:00 - 21:00** EDT

Sunday: **closed**

Address



Harbour Towne Marina, 850 NE 3rd St,
STE 213, Dania, FL 33004