

## FAR NIENTE — AZIMUT / BENETTI



**Судостроитель:** AZIMUT / BENETTI

**Год постройки:** 2013

**Модель:** Моторная яхта

**Цена:** ЦЕНА ЯХТЫ ПО ЗАПРОСУ

**Местонахождение:** United States

**Длина общая:** 95' 0" (28.96m)

**Ширина:** 26' 1" (7.95m)

**Мин. осадка:** 6' 2" (1.88m)

**Крейс. скорость:** 22 Kts. (25 MPH)

**Макс. скорость:** 26 Kts. (30 MPH)

Купить **Far Niente — AZIMUT / BENETTI** а также выбрать подходящую вам яхту из нашего каталога яхт вам поможет опытный яхтенный брокер Андрей Шестаков. На сегодняшний день компания **Shestakov Yacht Sales Inc.** имеет большое количество яхт в собственном списке продаж, а также тесно сотрудничает со всеми крупными яхтенными производителями по всему миру.

Для того чтобы купить яхту **Far Niente — AZIMUT / BENETTI** а также проконсультироваться по любому вопросу связанному с покупкой, продажей, чартером яхт позвоните по телефону **+7(918)465-66-44**.

# ОГЛАВЛЕНИЕ

ОГЛАВЛЕНИЕ	2
ХАРАКТЕРИСТИКИ	5
Основная информация	5
Размеры	5
Скорость, вместимость и масса	5
Размещение	5
Корпус и палуба	6
Информация о двигателе	6
ПОДРОБНОЕ ОПИСАНИЕ	7
Options	7
US Specs	9
Structure and Shape of Hull	10
Engine System	11
Fly Bridge	12
Transom	13
Cockpit	13
Sides	14
Bow	14
Salon/Dining Area	14
Galley	15
Wheel House	15
Powder Room	16
Master Cabin	16
Aft Master Head	17
Bow Master Head	17
Guest Cabins	17
Guest Heads	18
VIP Cabin	18

VIP Head	19
Lower Deck Crew Quarters	19
Starboard Crew Cabin	19
Captains Quarters	19
Crew Head	20
Crew Mess	20
Electrical System	20
Generators	21
Shore Power	21
Lighting System	21
Batteries	22
Communication Systems	22
Entertainment Systems	23
Fire and Alarm Safety Systems	23
Fuel System	24
Black and Grey Water Tanks	24
Bilge	25
Fresh Water Tanks	25
Sea Water System	26
Air Conditioning, Vent and Extractor System	26
Main Engine Exhaust	27
Electro Hydraulic System	27
Insulation	27
Misc	28
Decor	28
Certification	30
Interior Color	30
Exterior Color	30
Исключения	30

---

Отказ от ответственности	30
ФОТОГРАФИИ	31
КОНТАКТЫ	38
Контактная информация	38
Телефоны	38
Время работы	38
Адрес	38

# ХАРАКТЕРИСТИКИ

## Основная информация

Тип судна: Моторная яхта	Подкатегория: Flybridge
Модельный год: 2013	Год постройки: 2013
Страна: United States	Открытая палуба мостика: Да
Кубрик: Да	

## Размеры

Длина общая: 95' 0" (28.96m)	Ширина: 26' 1" (7.95m)
Мин. осадка: 6' 2" (1.88m)	Трапы: 26' 1" (7.95m)

## Скорость, вместимость и масса

Крейс. скорость: 22 Kts. (25 MPH)	Макс. скорость: 26 Kts. (30 MPH)
Водоизмещение: 231485.3751 Pounds	Вместимость воды: 476 Gallons
Вместимость сточного бака: 291 Gallons	Объем топливного бака: 3170 Gallons

## Размещение

Всего кают: 4	Всего коек: 8
Спальные места: 12	Всего ком. состава: 6
Каюта капитана: Да	Каюты экипажа: 2
Койки экипажа: 4	

## Корпус и палуба

---

**Материал корпуса:** Fiberglass

**Материал палубы:** Teak

## Информация о двигателе

---

**Двигатели:** 2

**Производитель:** Caterpillar

**Модель:** CAT32 ACERT

**Тип двигателя:** Inboard

**Тип топлива:** Diesel

# ПОДРОБНОЕ ОПИСАНИЕ

## Options

### GENERAL

- Zero speed stabilizers
- Hydraulic Stern Thruster
- Intruders Atos
- Fixed video camera in aft cockpit ceiling + zooming and pivoting video cameras in Engines room with color monitor in wheelhouse.
- Air treatment system
- Oil change system for main engines and generators
- Shore power converter- ASEA Power Converter
- Central vacuum system
- Double Racor filters for main engines and generators
- Rub rail on swim platform and sponsoms
- Shelves over engines in engines room for storage/working surface
- Sea Recovery (Aqua Matic 1800-2) water maker: capacity of 1800 GPD
- Glendinning Cable master

### EXTERNAL

- Paint hull
- Paint color: Awlcraft Robin Metallic Blue
- Two underwater lights under bathing platform
- One underwater light on each side under the side cigars on aft
- One underwater light on each side under the windows in master cabin (with separate switch in the cabin)
- Dimmers for Cockpit and Flybridge
- 7 chairs for exterior, mod. Valdenassi art. Panarea, fabric and armrest in beige color.
- Custom cockpit wet bar with natural stone sink.
- Bow
- Folding bimini top covering the Bow seating area
- Two umbrella bases one on each side of the sitting area, between the bimini top and the door of the side locker
- Umbrella: 2 x Tuuci
- Flybridge
- Spot lights on aft Flybridge (recessed in the fiberglass)
- Hard Top
- Additional Radar Arch
- Crane on Flybridge

- Custom cabinet with BBQ on aft Flybridge
- Hi-lo mechanism for the table on the fwd. Starboard side on the Flybridge to convert the area into a sun pad.
- Flybridge is teak deck
- 2 Umbrellas on aft Flybridge
- BBQ cabinet on Portside of the Flybridge
- Sun pad area aft of Jacuzzi on Flybridge
- Satin finish to teak wrap around Jacuzzi
- Three bar stools in bar area
- Lighting under Jacuzzi to illuminate deck on fly
- 3 lounge chairs with aluminum structure and brown armrests

## INTERNAL

- Cherry Wood matte finish
- Ceilings in FMG Yankee 291-3700 Ivory
- Custom Leather Headboard in Master Cabin
- Roman shades in all areas
- Separate black-out rolls in all the cabins
- Marble finishes as follows:
- Galley: top in polished TAN BROWN
- Salon: Bar cabinet top + floor: polished TAN BROWN
- Master heads: top + floor (with wooden trim) + mirrors trim + shower column: AFYON MIELE
- VIP and guest heads: top + floor (with wooden trim) + mirror trim + shower columns: AFYON MIELE
- Flybridge: bar cabinet top + BBQ cabinet top: polished TAN BROWN
- Aft deck: bar cabinet top: polished TAN (same as the bar cabinet top in salon)
- Salon and dining area
- Fridge on the aft side of the cabinet
- Raritan Icemaker
- Round table bronze glass top, central "flower" inlay, trim, leg and base in cherry wood.
- 8 Chairs- all in cherry wood
- Sofas (portside, starboard side and fwd.)
- One armchair + stool (aft starboard corner)

## GALLEY

- Garbage disposal
- Wine cooler
- Coffee machine: free standing Nespresso coffee machine



- Two Round back Tufted Club chairs in leather
- Coffee table in cherry wood with two shelves
- Master aft-head
- Jacuzzi with glass enclosure

## **ELECTRICAL SYSTEM**

- 3 Adjustable spotlights in salon, next to the bow bulkhead, to highlight artwork.
- Spotlights in bar area
- 2 Adjustable spotlights in master cabin, next to the bow bulkhead.
- TV e HI-FI and PHONE SYSTEM
- 40" Samsung TV in Master cabin
- Samsung 22" LED TV in Wheelhouse, placed above the galley window
- Samsung 22" LED TV in crew mess
- iPad docking station on the Flybridge.

## **ELECTRONICS**

- Upgraded Navigation Package - GOLD Version (Ray Marine G Series)

## **US Specs**

---

### **US Specifications for 95' Azimut**

- 220/110V – 60 Hz electrical system
- 2 x 60 Hz Generators
- 2 x 220/110 V shore power connectors
- GCFI for outlets placed externally, in the technical areas, in the heads and Galley
- 2 x Glendenning cable masters (65' long)
- Additional battery charger for generator batteries
- Spare Breakers (6x 12/24V – 6 x 110/220V)
- Dimmer switches for Salon and cabins
- Tropical AC Cruisar with SMX controls
- Cruisar air treatment system
- VHF with US channels
- Flybridge Hardtop
- Hull Side rub rail in rubber and stainless steel on the side cigars and around swim platform
- Four bulwark side gates
- Midship cleats, one each side
- Bow Thruster screen
- Oil change system for engine, generators and invertors

- Central vacuum system
- Double Racor filters for main engines
- Double Racor filters for generators
- Spare grey water pump
- Spare black water pump
- 24 V back up water pump
- Spare AC pump
- US fittings for fresh water dock connection
- NTSC TV Tuner
- Trash compactor in Galley
- 6 50' dock lines
- Supply:
- 4 Pounds Gel Coat
- Transparent Polyester for furniture
- Furniture lacquer paint
- Engine synchronizer controls
- CO2 Fire extinguishing system for Engine Room
- Wash down connection on Flybridge through sink plumbing
- Garage ventilation
- Shore connection warning light
- Common grounding conductor
- Bow sunbathing cushions with railing

## Structure and Shape of Hull

---

- The structural design of the hull has been approved by RINA to further guarantee the quality of the structures, which is ensured by the use of cutting edge materials and technologies.
- Grp planing keel with dead rise of 14° astern and 19° midship. Longitudinal support chines. 2 Spray rails. Fiberglass structures using multiaxial fabric with a powder binder. Infused sandwich procedure.
- Neopentilic and isophtalic spray gelcoat. Pvc foam is used for the sandwich panels on the bulwarks, bottom, and superstructures.
- The bow collision engine room bulkheads are made of structural wooden sandwich.

- Use of dcpd resin in the inner layers of the hull and superstructure.
- Use of vinylester resins (resistance to osmosis print through marking) for the external coats of the hull.
- On the strength of these characteristics, Azimut is able to offer a 5-year warranty against osmosis.

## Engine System

---

### MAIN ENGINES

- CAT C32 ACERT
- Diesel engine twelve V cylinders.
- Max power: 1415 kW @ 2300 rpm
- Single piston displacement: 2.675 lt.Stroke: 162 mm Bore: 145 mm
- Consumption at max power: 226 g/kWh (+5%tolerance, ISO 3046 conditions; L.H.V. Fuel = 42800 kJ/kg)
- Hour meter on engines

### REVERSING-REDUCTIONING GROUPS

- ZF 3055, reduction rate 2,750:1 PROPULSION V DRIVE with universal joint SHAFT
- Marinox 17 steel, 100mm of diameter, supported by brass stands and stern tubes. Tides shaft seals

### PROPELLERS

- Blades: 5
- Diameter: 1100mm
- Material: NiBrAl alloy

### STEERING RUDDERS

- AISI 316 steel with 0,50 sqm of surface to ensure easy maneuvers.
- Rudder holes and pole of the rudders in Marinox 17.Bars in brass and yoke in carbon steel

### INTRUDER

- AISI 316 fixed in the center
- BOW THRUSTER
- Hydraulic system

- Power at the propeller: 35 kW (33,5 Hp)

## MOORING

- Two 105 Kg Posidonia anchors in steel. 100m steel chains (13mm of diameter).
- Two built-in stainless steel bow protections.
- Two anchor winches in the bow area, inside a proper storage.
- Main data:
- Electric engine power: 2000W – 220V/50Hz/triphas Speed: 12 m/min @20 rpm
- Two mooring winches in the aft cockpit.
- Main data:
- Electric engine power: 2200W – 220V/50Hz/triphas
- Speed: 17 m/min @45 rpm
- Six cleats in total (two on aft, two on bow and two at midship)
- Pair of pop-up cleats on the swim platform

## Fly Bridge

- The wide Flybridge is accessible through the external staircase in the Aft Cockpit with teak steps.
- Windscreen in plexiglass and steel.
- Pilot console places on Portside includes: Steering wheel main engines controls, main engines and reversing gear gauges, instruments for navigation, Bow Thruster control, forward anchor winches control, navigation lights control horn control search light control, fire extinguisher pump control, maneuvering intercom.
- Helm settee in fiberglass with cushions on starboard side, with 3 seats, backrest and storage underneath.
- Bar unit on Portside with counter top on granite, equipped with fridge and storage.
- Bar unit on Portside with counter top on granite and floating top in teak, equipped with sink, and storage.
- Storage space in the fiberglass on bow, starboard side L-shaped sofa area for 3 people, with cushions and storage space inside, placed on starboard side, beside the console station.
- Table in teak in front of the sitting area on starboard side.
- Three teak folding chairs.
- Storage unit in fiberglass on starboard side, between the bow sofa and the dining area.
- C shaped sofa on starboard with storage underneath.
- One table in teak for 10 people on starboard side, with central removable extension.
- Tub installed inside a fiberglass cabinet with access step in teak.
- Sunbathing area beside the tub.
- Fiberglass roll bar includes: navigation lights, antennas, horn,
- Two stainless steel “95” logos.
- Searchlight (Jabsco) placed on bow of the windscreen of the Flybridge

- Drainage holes.
- Anti skid flooring.
- Rope light under all the raised fiberglass furniture.
- U-shaped stainless steel handrails on sides of the Flybridge and around the area of the staircase to main deck.
- Watertight spotlights on the roll bar.
- Covers for the sofas, sun pads, tables, bar cabinets and console.

## Transom

---

- Hydraulic lifting swim platform with a max capacity of 1.100 kg. Teak floor and grating.
- Structural staircases with teak steps on both sides of the transom to access the swim platform.
- Stainless steel handrail on the external side of each staircase.
- Electro-hydraulic retractable gangway in stainless steel and teak on transom, starboard side.
- Water shore connection, shower, fresh water outlet on transom, Portside.
- Shore power inlets, TV and telephone inlets placed on transom, starboard side
- Black water shore discharge system on starboard side.
- Watertight door to access lower deck/crew quarters placed in the middle of the transom.
- Name of the yacht and port of registry in stainless steel on transom.

## Cockpit

---

- External surface in 8 mm thick teak.
- C-shaped fiberglass settee for 6 people, with cushions.
- Cockpit table in teak with two stainless steel bases.
- Four teak folding chairs
- Salon door in tempered glass and stainless steel divided into four sections.
- Stainless steel handrail on both sides of the settee.
- Fiberglass bar cabinet with fridge, trash bin and sink
- Control panel for the gangway and the swim platform, placed in the handrail on starboard side of the settee.
- Stainless steel handrails for the staircase to the Flybridge.
- Two stainless steel pillars to sustain the Flybridge structure.
- Two stainless steel gates to access the swim platform.
- Fresh water inlets on port and starboard side
- Watertight halogen lights on the ceiling.
- Covers for the settee and the table.
- Drainage holes.

---

## Sides

---

- Azimut logo on each sides of superstructure.
- External surface in 8 mm thick teak.
- Two fuel fillers, one on each side of the superstructure.
- Stainless steel handrail on bulwark.
- Howseholes in the bulwark.
- Side boarding gates
- Mooring hooks storage in a recess of the superstructure, one each side.
- Rub rail in rubber and stainless steel on hull sides.
- Watertight halogen lights on the ceiling and courtesy lights.
- Mirrored windows in high thickness tempered glass and glued to the superstructure without metal frames.
- Three watertight doors access to galley on the starboard side of the superstructure and to the wheelhouse and crew quarters on the Portside of the superstructure.

---

## Bow

---

- Chain storage with drainage.
- Chain washer through the fire extinguisher hose
- Sunbathing cushions area on the superstructure.
- C-shaped sofa integrated in the superstructure, with cushions and backrest.
- Watertight halogen lights recessed in the fiberglass placed in the sofa area and in the bow mooring area.
- Two teak coffee table with stainless steel base.
- Two electric wipers for forward windows.
- Black mesh for the front wheelhouse windscreen
- Emergency escape hatch from the VIP cabin.
- Covers for the teak tables, sofa and sunbathing cushions.

---

## Salon/Dining Area

---

- One 2-seat sofa on Portside
- One 2-seat sofa on aft starboard side
- One 3-seat sofa on starboard side
- One 2-seat sofa on bow starboard side
- One coffee table
- Two low cabinets on both sides of the starboard side sofa
- Two low cabinets on on both sides of the Portside sofa
- Four table lamps
- Furniture with HI-LO system for TV 42" on portside
- Furniture between salon and dining area, for storage of dishware, glassware and cutlery.

- Dishware, glassware and cutlery set for 10 people
- Dining table with eight dining chairs
- Storage cabinet on starboard side in the dining area
- Bar unit with marble top and floating top in glass, equipped with: sink in stainless steel, Isotherm 49 lt fridge and Isotherm 4kg/h icemaker
- Storage cabinet on port side next to the bar
- Sliding door to access the galley
- Sliding door dividing the dining area and the wheelhouse
- Direct (halogen spotlights) and indirect (neon) lights on ceilings
- Curtains and upholstery
- Carpet flooring
- Floor behind the bar cabinet in marble

## Galley

---

- Side access door on the starboard side on the superstructure
- Slide access door from the dining area
- Two sliding panels
- Working top in granite equipped with sink and cooking top on Portside
- Working top in granite on starboard side on aft of the side access door on the superstructure
- Furniture with storage and oven on Portside
- Furniture with microwave, dishwasher, drawer and bottle holder on starboard side
- Hanging cabinets on port and starboard sides, with storage and extractor hood above the cooking top
- Fridge, freezer and wine cooler on bow bulkhead
- Equipment of the galley includes: electric five burner counter top with pot holder (Miele or similar) sink (Barazza or similar) hood for the cooking top (Miele or similar) conventional oven (Miele or similar) microwave oven (Miele or similar)
- Fridge and freezer (total capacity: 574 liters) equipped with ice maker, stainless steel finishing (Subzero)
- Winecooler for 78 bottles (Subzero)
- Dishwasher (Miele or similar)
- Spotlights on the ceiling.
- Flooring in wood

## Wheel House

---

- Storage cabinet on Portside
- Wheel upholstered in leather;
- Main engines controls
- Main engines and inverters gauges

- Bow Thruster control
- Navigation electronics
- Intercom controls
- 15" touchscreen to control and monitor the following systems:
  - Generators
  - 220 V power system
  - 24 V power system
  - Navigation
  - Lights, navigation lights, searchlight, horn, wipers
  - Indicator/alarms of: fuel tanks level, water tank level, grey and black water tanks.
  - Bilges
  - Batteries
  - Fire alarm system
  - Central staircase to lower deck
  - Sofa C shaped on Portside with storage underneath and flag rack on the side Cherry-wood table.
  - Two single pilot seats
  - Electrical panel placed on aft of the helm seats
  - Carpet flooring

---

## Powder Room

---

- WC TECMA
- Sink
- Mirror, shelves and cabinet under the sink
- Lights on ceiling above the sink
- Washing basin top and backslash in marble
- Wooden flooring with central marbles inlay
- Venetian blinds

---

## Master Cabin

---

- Private access with separate staircase from the salon
- Lower deck lobby with storage area
- Double bed with storage underneath, mattress, bedspreads and pillows.
- Two nightstands with two drawers each.
- Two reading lamps
- Indirect (neon) lights on ceiling
- Direct lights (halogen spotlights) on the ceiling.
- Rope lights behind the panels beside the beds
- Two wide panoramic windows, one each side
- Opening porthole on portside and on starboard.



- Two armchairs with table in the middle on portside.
- Dressing area on portside with two wardrobes
- Drawers columns on starboard and port sides
- Vanity cabinet with stool on starboard side
- TV on aft bulkhead
- Safe box.
- Carpet flooring

---

## Aft Master Head

---

- WC TECMA
- Bidet
- Sink
- Jacuzzi water tub
- Mirror, shelves and cabinet under the sink
- Lights (halogen spotlights) on ceilings and above the sink
- Lamps on the sides of the mirror
- Washing basin top, back splash and mirror trim in marble
- Marble flooring with wooden perimeter
- Opening porthole
- Venetian blinds

---

## Bow Master Head

---

- WC TECMA
- Sink
- Mirror, shelves and cabinet under the sink
- Lights (halogen spotlights) on ceilings and above the sink
- Lamps on the sides of the mirror
- Watertight light inside the shower
- Shower with column and central rain shower on ceiling, teak grating, teak bench and glass door
- Shower column, mirror trim, washing basin top and backsplash in marble
- Storage cabinet on hullside
- Marble flooring with wooden perimeter
- Opening porthole
- Venetian blinds

---

## Guest Cabins

---

- Access from the lower deck corridor, through the staircase from the wheelhouse

- Two single beds with storage underneath, with mattresses, pillow and bedspreads
- Nightstand in the middle with four drawers
- One lamp
- Indirect light (neon) on the ceiling
- Direct light (halogen spotlights) on the ceiling
- Rope light behind the panel of the headboard above the nightstand
- Wardrobe with hanging bar and drawer
- Storage cabinet on hullside, above the outboard bed
- Storage cabinet forward of the inboard bed
- Opening porthole
- Curtains and upholstery
- Carpet flooring

## Guest Heads

---

- WC TECMA
- Sink
- Mirror, shelves and cabinet under the sink
- Cabinet with drawers on hullside
- Lights (halogen spotlights) on the ceilings and above the sink
- Watertight light inside the shower
- Lamps on the sides of the mirror
- Shower with column and central rain shower on ceiling, wooden grating and glass door
- Shower column, mirror trim, washing basin top and backsplash in marble
- Marble flooring with wooden perimeter
- Opening porthole
- Venetian blind

## VIP Cabin

---

- Double bed with storage underneath, mattress, bedspreads and pillows.
- Two nightstands with drawer
- Two lamps
- Indirect (neon) lights on ceiling
- Direct light (halogen spotlights) on the ceiling
- Two fixed windows
- Opening porthole on starboard side
- Wardrobe with shelves on starboard side
- Wardrobe with hanging bar and shelves on aft starboard side
- Storage cabinet on starboard side
- Storage cabinet with drawers and vanity on portside
- Storage area behind the headboard panel

- Hanging cabinets on both sides above the windows
- Emergency hatch on ceiling
- Curtains and upholstery
- Carpet flooring

---

## VIP Head

---

- WC TECMA
- Bidet
- Sink
- Mirror, shelves and cabinet under the sink
- Lights (halogen spotlights) on the ceilings and above the sink
- Watertight light inside the shower
- Lamps on the sides of the mirror
- Shower with column and central rain shower on ceiling, teak grating and glass door
- Shower column, mirror trim, washing basin top and backsplash in marble
- Marble flooring with wooden perimeter
- Opening porthole
- Venetian blind

---

## Lower Deck Crew Quarters

---

- Access from the hatch on transom or from the side
- Access door on the superstructure on aft portside

---

## Starboard Crew Cabin

---

- Two bunk beds, with mattresses, bedspreads and cushions
- Drawer underneath the lower bed
- Direct light on ceiling (halogen spotlights)
- Reading lights
- Opening porthole
- Wardrobe with hanging bar
- Curtains and upholstery
- Vinyl flooring

---

## Captains Quarters

---

- Two bunk beds, with mattresses, bedspreads and cushions
- Drawer underneath the lower bed

- Direct light on ceiling (halogen spotlights)
- Reading lights
- Opening porthole
- Wardrobe with hanging bar
- Storage cabinet next to the wardrobe
- Safe box
- Curtains and upholstery
- Vinyl flooring

---

## Crew Head

---

- The crew head is made by two separate areas arranged as follows:
- Aft head:
  - shower wooden grating
  - cabinet with sink top and backplash in marble
  - mirror
  - direct light (halogen spotlight) on ceiling
  - watertight light in the shower
  - vinyl floor
- Port head:
  - WC Tecma
  - cabinet with sink mirror
  - direct light (halogen spotlight) on ceiling vinyl floor

---

## Crew Mess

---

- Two sofas for four people in total.
- Storage underneath the sofas.
- Wooden table with stainless steel base
- Washer machine and dryer machine
- Cabinet with granite top, equipped with sink, cooking top and fridge
- Hanging cabinet with hood and shelves
- Direct light on ceiling (halogen spotlights)
- Vinyl floor

---

## Electrical System

---

- The whole system has been carried out according to the I.E.C. and C.E.I. rules.
- The voltages on board are the following:
- 220/110V - 60 Hz Electrical Systems for power circuits, for: lights in the engines room, neon lights, electrical outlets;

- 24 V c.c. with grounded negative for: courtesy lights spotlights emergency circuits, little users, navigation lights, electronics.
- 12 V c.c. with grounded negative for: generators starter
- Electrical wiring is housed in metal or self extinguishing closed PVC conduits.
- Electrical wiring is constructed with no flammable materials and with proper cross section related to the use.
- Additional empty conduits (40 mm of diameter) in the following areas: One conduit from the roll bar (starboard side) to the technical area under the wheelhouse console
- One conduit from roll bar (portside) to the technical area under the wheelhouse console
- One conduit from the technical area under the wheelhouse console to the bilge
- One conduit from the technical area under the wheelhouse console to the ceiling of the engines room
- One conduit from the ceiling of the engines room to the crew quarters ceiling
- Principal electrical control panels are installed in: engine room wheelhouse
- Secondary electrical panels are installed in all areas of the yacht.
- All equipment have ground junctions with adequate cords and braiding of copper or aluminum with proper cross section.
- The ground system is made up by two copper straps all along the length of the yacht, connected to: Two aft zincs; independent porous plates.
- The ground system is the following: ground system for machinery, sea water intakes, etc.; ground system for electrical circuits, which joins all control panel grounds and electrical equipment grounds.

---

## Generators

---

- Two 50 kw, 60Hz engines room, installed on silent blocks.
- Sound shield box, control panel and 12V c.c starter.
- Remote starter

---

## Shore Power

---

- One 125A shore power inlet on the transom, connected to an insulation transformer 50kVA triphase with choosing input: 220Vac, 380Vac, 400Vac
- Alternating current power sources run to the main electrical panel in engine room provided with voltmeter and frequency-meter for 220 V power grid.
- Power sources are protected by magneto/thermal switches and their connection with the line is accomplished by remote control switches. There is double bar system that spreads current to all users.

---

## Lighting System

---

- 220V ac for the engines room lights, made by IP 66 lamps and neon lights
- 24C cc for the emergency lights in the engines room and for the lighting of all the other areas
- Lighting of cabins is done through halogen spot lights and neon lights. Each cabin is provided with the following:
- Direct light (halogen spotlights) and indirect lights on ceiling + rope lights behind the panels above the nightstands.
- All controls are close to entrance door and at the nightstand; reading lights with controls at the nightstand; lights on ceiling in the head with control close to the door; lights on mirror in the head with control close to the mirror;
- 220V outlets in the cabin;
- 220V outlets in the head.
- Lighting of the internal main deck is defined as follows:
- Direct light (halogen spotlights) and indirect neon lights on ceiling with controls in various places; Table lamps with controls at the lamp; 220V outlets.
- Lighting system of external areas is done with watertight halogen spotlights
- Dimmered lights for all internal ceiling lights (galley and heads excluded)

## Batteries

---

- Group of 24V gel batteries 770Ah, for service/ emergency.
- Group of 24V gel batteries 200Ah (C5h), for R/T system.
- Two Groups of 24V leaded batteries of 2 x 220 Ah for engine starter.
- Two groups of 12 V leaded batteries of 2 x 140 Ah for generator starter.
- Two 75 Ah MasterVolt automatic battery chargers for service/emergency batteries.
- One 50 Ah MasterVolt automatic battery chargers for R/T.
- One 50 Ah MasterVolt automatic battery chargers for engine starter batteries.
- One 35 Ah MasterVolt automatic battery chargers for generator batteries.
- In case of emergency the battery charger for the R/T batteries can charge the service/emergency batteries
- During the navigation main engines' alternators will charge their own batteries
- During the navigation gen sets' alternators will charge their own batteries

## Communication Systems

---

### COMMUNICATION SYSTEM

- Phone system with phone outlets in the following areas (PABX central unit and telephones are not included):
- Wheelhouse
- Salon;
- Galley

- Master cabin;
- VIP cabins;
- Guest cabins;
- Crew mess.
- Maneuvering Intercom system with five stations:
- Control unit in wheelhouse;
- Control unit on the flybridge;
- Loudspeaker in the maneuvering area on the bow
- Loudspeaker in Aft cockpit
- Loudspeaker and earphones in technical area in the aft

## Entertainment Systems

---

- (Due to the continuous updating on the TVs and hi-fi field, the following entertainment system package may change at any time).
- Salon: 40" LED TV Samsung UE40ES8000
- Blue Ray DVD player Sony BDPS 490
- Bose Lifestyle V25 – black –
- Hi-lo mechanism for TV
- Master cabin: 32" LED TV Samsung UE32ES6800
- Blue Ray DVD player Sony BDPS 490
- Bose Lifestyle T10 – black -
- VIP cabin: 22" LED TV Samsung UE22D5000, CD/  
DVD player Denon RBD-X1000, Two loudspeakers
- Sony XSGF 1327
- Guest cabins (2): 19" LCD TV Samsung UE19ES4000,  
CD/DVD player Denon RBD-X1000, Two loudspeakers Sony XSGF 1327
- Crew mess: Pioneer CD player, Two loudspeakers Sony XSGF 1327
- Crew cabins (2): Sony DSX-300 CD player, Two loudspeakers Sony XSGF 1327
- Aft cockpit: Two Fusion MS-FR602 loudspeakers linked to salon stereo system, through an independent BOSE SA-2 amplifier with a BOSE RC- 35S2 remote control.
- Bow area: Two Fusion MS-FR602 loudspeakers linked to salon stereo system, through an independent BOSE SA-2 amplifier with a BOSE RC-35S2 remote control.
- Flybridge: Two Fusion MS-FR602 loudspeakers linked to salon stereo system, through an independent BOSE SA-2 amplifier with a BOSE RC-35S2 remote control.

## Fire and Alarm Safety Systems

---

- Thirteen portable extinguishers in all the areas of the yacht as follows:
- no.2 5kg CO2 extinguishers;
- no.5 2kg powder extinguishers.
- no.6 1kg powder extinguishers;

- FM200 fire extinguisher system for the main engines:
- Manual control station, placed on aft portside of superstructure.
- Cabinet placed under the staircase to the crew quarters with the following items:
  - one 108 Kg bottle FM200
  - one CO2 pilot bottle for: FM200 activation
  - Shut off of the ventilation and extraction ducts in engines room
  - Shut off of the fuel valve at the day tanks
  - Connection to the electrical system for the switching off of the air intakes and extractor of the engines room and the electrical pump for fuel transfer
- N.2 nozzles placed on the engines room ceiling
- Two fire extinguisher hoses placed as follows: one on aft, under the staircase to the upper deck, one on bow, next to the anchor winch.
- Fire extinguisher system: smoke detectors are placed in the following areas:
  - Engine room area (2)
  - Dinette crew area
  - Corridor lower deck
  - Master cabin
  - Galley
  - Saloon/dining area
  - Wheelhouse
  - Technical area under the wheelhouse

## Fuel System

---

- One day tank placed on the bow bulkhead in engine room and one structural tank positioned midship.
- Total capacity: 12,000 lt.(3,170 gals.)
- Each tank is provided with breather pipe and electric sensor for level monitoring.
- Fuel levels and their alarms are visible in wheelhouse and on the main electrical panel.
- Fuel filling operation is carry out by filling both tanks.
- Reversible 220 V AC electro-pump, automatic and manual, with a capacity of 65 l/min (37 gals/h), to transfer fuel
- Duplex RACOR filters on engines type 75/1000 MA
- Single RACOR filter on generators type 500 MA
- AISI 304 or rubber flameproof piping

## Black and Grey Water Tanks

---

### GREY WATER SYSTEM

- One gray water tank, with a maximum capacity of 1100 lt (291 gals), with anti-smell filter.
- Electrical pump 220V with 45 lt./min. max. flow rate.



- The pump works manually. In case of emergency the tank can be discharged by mean of black water electrical pump.
- Two secondary collecting tank to discharge into the main tank the gray waters collected in the crew and midship secondary tanks
- Copper piping in engine room and in PVC piping in the other areas of the yacht.

## **BLACK WATER SYSTEM**

- One gray water tank, with a maximum capacity of 1100 lt (291 gals), with anti-smell filter.
- Electrical pump 220V with 45 lt./min. max. flow rate.
- The pump works manually. In case of emergency the tank can be discharged by mean of black water electrical pump.
- The black water tank can be also discharge ashore
- Copper piping in engine room and in PVC piping in the other areas of the yacht.
- Black water 24V spare pump (not installed) is supplied.

## **Bilgde**

- Centralized system with suction in each compartment connected to the main collector positioned in engine room. Suctions are placed as follows:
- One fixed suction in the engines room
- Second additional suction in engines room
- One in the crew quarters bilges
- Two in the master cabin bilges
- One in the guests cabins bilges
- 24 V electrical pump, maximum capacity 200 lt/min (52 gals/min)
- Five 24 V automatic electrical bilge pumps in engine room and in cabins area.
- Emergency suction in engine room connected to one of the main engines sea water intakes.
- AISI 316 or copper piping

## **Fresh Water Tanks**

- System can be fed both by structural tank with a capacity of 1.800 lt (476 gals) and shore connection.
- Plug for the shore connection on aft.
- Two 220V and 24 V electrical pumps positioned in engine room , pump water from structural tank to all users: washbasins, sinks, showers, electrical appliances, aft platform shower and washing deck hose.
- Water heater with 100 lt (26 gals) maximum capacity.
- Two 230V pumps for the hot water re circulation

- WC system is Tecma type, working with fresh water.
- Water maker predisposition
- One 24V fresh water spare pump (not installed) is supplied.
- One 220V fresh water spare pump (not installed) is supplied.
- AISI 316 piping in engines room and Unipipe piping in the other areas of the yacht.

---

## Sea Water System

---

- Six main water intakes with stainless steel valve and filter: two for general utilities, one for each main engine and one for each generator.
- Anti fire, air conditioning, generators cooling and water maker (when installed) are connected to the two sea water intakes for general utilities.
- Part of main engines cooling water is used to cool the gear box, the shaft seals, the bow thrusters oil and the raisers for gas discharge.
- CuNi piping.
- Sea water fire system with electric pump, 230V, 200 lt./min., (52 gals/min.) max. flow rate, placed in engine.

---

## Air Conditioning, Vent and Extractor System

---

- Cruisair tropical air conditioning 186.000 b.t.u. – water re-circulation
- Fancoils spread in all the following areas (heads excluded) with separate control:
- Salon: 3 x 18,000 BTU + 1 x 12,000 BTU
- Galley: 1 x 12,000 BTU
- Wheelhouse: 2 x 18,000 BTU
- Master cabin: 2 x 12,000 BTU
- Master head: duct from the cabin
- Starboard guest cabin: 1 x 9,000 BTU
- Starboard guest head: duct from the cabin
- Port guest cabin: 1 x 9,000 BTU
- Port guest head: duct from the cabin
- VIP cabin: 2 x 9,000 BTU
- Aft crew head: duct from the cabin
- Captain cabin: 1 x 4,000 BTU
- Port crew head: duct from the cabin
- Engine room venting system through two electric fans (220V) and two electric extractors (220 V) in order to guarantee good air circulation
- Centralized air extraction system for heads (master, VIP and guest heads) through one extractor placed in the technical area under the wheelhouse.
- Air extractor for the crew heads.
- Air extractor for the technical area under the wheelhouse.
- Service batteries extractor placed next to the batteries boxes.

- Air extractor in the technical area on aft.
- VIP head: duct from the cabin
- Crew cabin: 1 x 4,000 BTU

## Main Engine Exhaust

---

- Main engines exhaust ducts are made in AISI 304 and are insulated with proper composite material.
- Generators exhausts on the side cigars

## Electro Hydraulic System

---

- Two PTO for the bow thruster pumps.
- One electro-hydraulic unit in the aft technical area for gangway and swim platform.
- One electro-hydraulic unit in the aft technical area for rudders, working at 24V.

## Insulation

---

- Engines room bow bulkhead:
  - Damping material
  - 130kg/m3 rock wool
  - Lead foil 130kg/m3 rock wool
  - 30/50 50kg/m3 fiber
  - Bulkhead metal finishing inside the engines room
- Engines room ceiling:
  - 130kg/m3 rock wool
  - Lead foil
  - 130kg/m3 rock wool
  - 30/50 50kg/m3 fiber
  - Ceiling metal finishing inside the engines room
- Engines room aft bulkhead:
  - 100kg/m3 rock wool
  - 100kg/m3 rock wool
  - Bulkhead metal finishing inside the engines room
- Engines room hullsides: 100kg/m3 rock wool 100kg/m3 rock wool
- Bulkhead metal finishing inside the engines room
- External area of the engines room air extractor ducts: 100kg/m3 rock wool
- Lead foil 100kg/m3 rock wool
- Ceilings (only in the areas under the side decks) and on hullside in crew quarters, cabins/heads, salon/dining area and wheelhouse: 30/50 50kg/m3 fiber with aluminum finishing

- Master suite aft bulkhead and VIP bow bulkhead: 30/50 50kg/m3 fiber with aluminum finishing
- Master cabin and lower deck technical area floors: 30/50 50kg/m3 fiber with aluminum finishing (under the floor panels)
- Mapflex (on top of the floor panels)
- Main deck floors:
- Mapflex

## Misc

---

- Two mooring hooks.
- Two 27,5m (90'2") mooring lines (diam: 30mm).
- Two 2m (6'6") chains (diam: 10mm).
- One 70m (229'8") towing line (diam: 30mm).
- Eight F6 fenders.
- One box of emergency rockets
- Two 15m (50') floating lines.
- Two stainless steel redance (diam: 30mm).
- Two buoys with 10m floating line
- English labeling in engine room.
- Owner's manual

## Decor

---

### DECOR

#### SALON AND DINING AREA

- All furniture in cherrywood with leather tops
- Bar cabinet in cherrywood, granite and glass
- Ceilings in lacquered wood, fabrics and cherrywood
- Floors in carpet in the main deck.
- Floor behind the bar in marble
- Roman shades.
- Decorative curtains at the windows
- Curtain at the main entrance door
- Sofas in fabrics and leather with stainless steel bases
- Dining chairs in cherrywood and fabrics

#### WHEELHOUSE

- All furniture in cherrywood with fabrics inserts
- Wheelhouse console in leather and cherrywood

- Helm seats in leather
- Sofa with base in cherrywood and cushions in leather and fabrics
- Floor in carpet

## **GALLEY**

- Bulkheads in cherrywood.
- Sliding panels in cherrywood and fabrics
- Galley countertop granite and backsplash behind the cooking top in stainless steel.
- Doors in cherrywood
- Ceiling in lacquered wood and cherrywood
- Floor in wood.

## **STAIRCASES TO GUEST AREA**

- Bulkheads in cherrywood with fabrics inserts
- Steps in carpet with cherrywood trim.
- Stainless steel handrail

## **CABINS**

- Bulkheads in cherrywood and fabrics.
- Headboards in fabrics.
- Ceilings in lacquered wood, fabrics and cherrywood.
- Floors in carpet.
- Furniture in cherrywood with leather tops.
- Master cabin armchairs in leather and fabrics with stainless steel bases
- Interior of the wardrobe in cherrywood with leather shelves.
- Roman shades
- Decorative curtains with blackout

## **HEADS**

- Countertops in marble.
- Floors in wood with marble inserts.
- Bulkheads in cherry wood with lacquered wood inserts
- Ceilings in lacquered wood with cherrywood inserts.
- Furniture in cherrywood
- Shower bulkheads in laminated cherrywood finishing with lacquered inserts
- Venetian blinds

## **CREW QUARTERS**

- Bulkheads and furniture in laminated with inserts in lacquered wood.
- Ceilings in fabrics.
- Floors in vinyl.
- Curtains in the cabins

## Certification

---

As-is

## Interior Color

---

CUSTOM

## Exterior Color

---

- Color : TENERIFE BLUE

## Исключения

---

При продаже яхты исключаются личные вещи владельца.


## Отказ от ответственности

---


Компания предоставляет описание судна или яхты добросовестно, но не может гарантировать точность этой информации, а также не ручается за техническое состояние. Покупатель должен проинструктировать своих агентов или оценщиков исследовать представленную информацию более подробно, по собственному желанию. Продажа судна или яхты, изменение цены или снятие с продажи будет происходить без предварительного уведомления.


# ФОТОГРАФИИ

















# КОНТАКТЫ

---

Андрей Шестаков (Andrey Shestakov) – ведущий яхтенный брокер отдела продаж яхт и судов компании Shestakov Yacht Sales Inc. Официальный представитель Shestakov Yacht Sales Inc. для русскоговорящих клиентов в центральном офисе компании в Майами/Форт Лодердейл/Флорида/США.

## Контактная информация

---

Email: [andrey@shestakovyachtsales.com](mailto:andrey@shestakovyachtsales.com)

Web: [shestakovyachtsales.com](http://shestakovyachtsales.com)

## Телефоны

---

Краснодарский край: **+7(918)465-66-44**

США, Майами, Флорида: **+1(954)274-4435**

## Время работы

---

Понедельник – Суббота: **9:00 - 21:00**  
EDT

Воскресенье: **Закрито**

## Адрес

---



Harbour Towne Marina, 850 NE 3rd St,  
STE 213, Dania, FL 33004