

KINSHIP — KROGEN



Builder: KROGEN

Year Built: 1983

Model: Trawler

Price: PRICE ON APPLICATION

Location: United States

LOA: 42' 0" (12.80m)

Beam: 15' 0" (4.57m)

Max Draft: 4' 7" (1.40m)

Cruise Speed: 8 Kts. (9 MPH)

Max Speed: 10 Kts. (12 MPH)

Our experienced yacht broker, Andrey Shestakov, will help you choose and buy a yacht that best suits your needs **Kinship — KROGEN** from **our catalogue**. Presently, at **Shestakov Yacht Sales Inc.**, we have a wide variety of yachts available on **our sale's list**. We also work in close contact with all the big **yacht manufacturers** from all over the world.

If you would like to buy a yacht **Kinship — KROGEN** or would like help answering any questions concerning purchasing, selling or chartering a yacht, please call **+1(954)274-4435**

TABLE OF CONTENTS

TABLE OF CONTENTS	2
SPECIFICATIONS	3
Overview	3
Basic Information	3
Dimensions	3
Speed, Capacities and Weight	3
Accommodations	3
Hull and Deck Information	4
Engine Information	4
DETAILED INFORMATION	5
Accommodations	5
Galley & Laundry	6
Electronics	6
Electrical Equipment	7
Deck Equipment	7
Mechanical	8
Other Features	9
Exclusions	9
Exclusions	9
Disclaimer	9
PHOTOS	10
CONTACTS	16
Contact details	16
Telephones	16
Office hours	16
Address	16

SPECIFICATIONS

Overview

A very capable island cruiser with full displacement hull. Mechanically very upgraded with rebuilt Yanmar with warranty. Many upgrades like Naiad stabilizers and engine driven generator are just a few of the highlights of this little gem.

Basic Information

Category: Trawler

Model Year: 1983

Year Built: 1983

Country: United States

Dimensions

LOA: 42' 0" (12.80m)

Beam: 15' 0" (4.57m)

Max Draft: 4' 7" (1.40m)

Speed, Capacities and Weight

Cruise Speed: 8 Kts. (9 MPH)

Cruise Speed RPM: 2300 Kts.

Max Speed: 10 Kts. (12 MPH)

Max Speed RPM: 3000 Kts.

Displacement: 39500 Pounds

Water Capacity: 360 Gallons

Fuel Capacity: 700 Gallons

Accommodations

Total Cabins: 2

Sleeps: 4

Hull and Deck Information

Hull Material: Fiberglass

Engine Information

Engines: 1

Manufacturer: Yanmar

Model: 4LHDTE

Engine Type: Inboard

Fuel Type: Diesel

DETAILED INFORMATION

Accommodations

This classic pilothouse trawler sits majestically at dockside looking like it is begging to set out on an adventure. The side decks and large cockpit allow easy boarding. The roomy cockpit boasts a large freezer and lapstrake covering boards around the interior cockpit giving it a salty look. A transom door provides quick access to the swim platform for a day of snorkeling or easy boarding from the dinghy. The aft flybridge deck overhang provides plenty of shade and the lazarette affords generous below deck storage.

Moving forward the wide side covered decks give quick access to the bow. The bow features a flared hull which easily displaces the largest waves. A Lowfran windlass makes anchoring off your favorite island an easy task. A long bench seat below the forward helm windows has storage underneath and provides passengers with a wonderful vantage point for cruising.

A stainless steel ladder with teak steps accesses the expansive flybridge. The forward raised central helm area provides unobstructed 360 degree view of your voyage. A Todd helm chair allows the captain to easily reach all controls and monitor all gauges and navigation aides. There are bench seats with storage below on either side of the helm. There is a large mast which is comprised of navigation lights, radar array, antennas, spreader lights, and boom for launching the tender with electric winch. The mast also can be lowered to allow passage under the lowest bridge.

A large teak bifold door gives way to the cozy salon. The roomy salon features a parquet sole and teak molded accents on the overhead with handrails. To port is a settee with storage below. Across to starboard are two leather chairs with ottomans. There is a teak cabinet with mica top and storage between the chairs. The forward port salon has several rows of book racks along with several cabinets. Large windows with horizontal blinds allow for abundant light throughout the salon. Forward to port is the u-shaped galley. Features include a Sub Zero refrigerator and freezer, Force stove, microwave, double stainless steel sink, and numerous teak drawers and cabinets.

From the forward salon 3 steps up is the commanding pilothouse. Large tempered windows all around and two portholes aft allow for 360 degree views of your ocean voyage. A full compliment of electronics make navigation a breeze. Port and starboard wing doors allow for quick access to the side decks. A large bench seat with small coffee table can convert into a day berth. Other pilothouse features include a large stainless steel ships wheel, Wheems & Plath clock and barometer, and movable helm chair.

Four steps down from the salon is the central midship companion way. Immediately to

port is a clothes washer and dryer. Moving forward to starboard is the guest cabin. There is a single berth with adjoining desk. A drop down pulman berth provides additional accommodations. Other appointments include teak cabinets and accents, two port holes, dome light, reading light, and parquet sole. Across to port is the enclosed head with electric toilet, separate shower stall, and abundant storage.

The Master Stateroom all the way forward has a double berth to starboard. Large teak lockers and drawers provide ample storage. Forward is the second head and separate shower stall. Other features include stainless steel sink and makeup mirror.

Galley & Laundry

- Magic Chef freezer - cockpit
- Sub Zero refrigerator and freezer - galley
- LG microwave oven
- Double stainless steel sink
- Force gas oven & stove top
- Knife holder
- Spice rack
- (12) teak cabinets
- (4) teak drawers
- Cutting board
- Avonite countertop
- Maytag clothes washer and dryer
- Fan
- Dome light
- Water filter
- Port hole

Electronics

- 6" Ritchie compass
- Raymarine RL80C chart plotter, radar
- New Garmin 741 chart plotter
- Horizon speed distance log
- Auto Nav autopilot
- Raymarine L1250 bottom sounder
- Garmin 250 depth meter
- Standard VHF with distress mode
- Sirius satellite radio
- Origon science weather station
- Wheems & Plath clock & barometer

- Standard VHF - flybridge
- Autonav - flybridge
- Garmin 100 fish finder - flybridge

Electrical Equipment

- Onan 9 kw generator with 3802 hrs.
- Dockside electrical cable
- (4) 8D batteries
- 1 group 27 battery thruster
- 1 group 27 generator
- Freedom 3000 inverter
- (2) 30 amp shore cords
- 110 volt engine driven generator
- Mastervolt battery charger
- (4) battery switches
- AC/DC distribution board
- Electronics breaker panel

Deck Equipment

- Lofrans windlass
- West Marine 2011 tender
- New 15 hp Yamaha 4 stroke
- Bimini top
- Drop down mast with tender lifting boom
- Electric tender winch
- Raised bridge helm deck
- Todd helm chair
- Port & starboard flybridge bench seat w/ storage
- Stainless steel ships wheel
- Mast spreader lights
- Stainless steel rails around flybridge
- Tender chocks
- Aft bridge staircase hatch
- Flybridge helm cover
- Behind helm storage lockers port & starboard
- Rayline spotlight
- Ships bell
- Life ring
- Swim platform
- Swim ladder

- Transom door
- Hobie 2 person kayak
- Teak bifold doors aft cabin
- Aft door pull out screen
- Stainless steel ladder with teak steps to bridge
- Teak cockpit and side decks
- Teak cap rail
- Aft deck and side deck dome lights
- (6) hawse pipes with cleats aft and midship
- Port and starboard ladders to forward deck
- Large lazarette storage
- Two aft deck chairs Fresh water spigot
- Cable TV receptacle
- Forward deck bench seat with storage
- (3) windshield wipers
- Port & starboard wing doors
- Teak pulpit
- Stainless steel pulpit & bow rails
- Danforth anchor
- CQR anchor
- 200' chain
- 100' chain
- Two bow hawse pipes with cleats
- Magma BBQ grill

Mechanical

- (2) bilge blowers
- (3) automatic bilge pumps
- Engine alarm
- High water alarm
- Fresh water cooling system
- Engine fuel shut off valve
- Hydraulic steering
- Oil changing pump on main engine
- Dripless shaft log
- Morse clutch & throttle controls
- VDO helm gauges
- (2) 16,000 BTU air conditioners
- Side Power bow thruster
- Flo Scans engine & genset
- Naiad stabilizer
- Dual Racors

- Fuel polishing system
- Fire Boy fire suppression

Other Features

- New Garmin 741 chart plotter
- All new batteries 2014
- New 15 hp Yamaha 4 stroke
- New Standard VHF
- Naiad stabilizer
- 90 day warranty main engine & generator. Main drive line component.

Exclusions

Owner's personal effects.









Exclusions



Owner's personal belongings.



Disclaimer

The Company offers the details of this vessel or yacht in good faith but cannot guarantee or warrant the accuracy of this information nor warrant the condition of the vessel. A buyer should instruct his representatives, agents, or his surveyors, to investigate such details as the buyer desires validated. This vessel or yacht is offered subject to prior sale, price change, or withdrawal without notice.

PHOTOS














CONTACTS

Andrey Shestakov, leading yacht broker of the sales department of Shestakov Yacht Sales Inc. Shestakov Yacht Sales Inc., the official representative of the Miami/Fort Lauderdale FL headquarters.

Contact details

Email: **andrey@shestakovyachtsales.com**

Web: shestakovyachtsales.com/en/

Telephones

USA: **+1(954)274-4435**

Office hours

Monday – Saturday: **9:00 - 21:00** EDT

Sunday: **closed**

Address



Harbour Towne Marina, 850 NE 3rd St, STE 213, Dania, FL 33004