

## ISAKINDAMAGIC — BERTRAM



**Судостроитель:** BERTRAM

**Год постройки:** 2010

**Модель:** Катер для спортивной рыбалки

**Цена:** ЦЕНА ЯХТЫ ПО ЗАПРОСУ

**Местонахождение:** Thailand

**Длина общая:** 57' 0" (17.37m)

**Ширина:** 16' 9" (5.11m)

**Мин. осадка:** 5' 5" (1.65m)

**Крейс. скорость:** 34 Kts. (39 MPH)

**Макс. скорость:** 39 Kts. (45 MPH)

Купить **Isakindamagic — BERTRAM** а также выбрать подходящую вам яхту из нашего **каталога яхт** вам поможет опытный яхтенный брокер Андрей Шестаков. На сегодняшний день компания **Shestakov Yacht Sales Inc.** имеет большое количество яхт в **собственном списке продаж**, а также тесно сотрудничает со всеми крупными **яхтенными производителями** по всему миру.

Для того чтобы купить яхту **Isakindamagic — BERTRAM** а также проконсультироваться по любому вопросу связанному с покупкой, продажей, чартером яхт позвоните по телефону **+7(918)465-66-44**.

# ОГЛАВЛЕНИЕ

---

ОГЛАВЛЕНИЕ	2
ХАРАКТЕРИСТИКИ	4
Основная информация	4
Размеры	4
Скорость, вместимость и масса	4
Размещение	4
Корпус и палуба	4
Информация о двигателе	5
ПОДРОБНОЕ ОПИСАНИЕ	6
Factory Installed Options	6
Master Stateroom	6
Master Head	6
Forward Guest Stateroom	7
Starboard Guest Stateroom	8
Starboard Guest Head	8
Port Guest Head	9
Deckhouse - Salon	9
Deckhouse - Galley/Dinette	10
Companionway	10
СОСКИП	11
Flybridge	12
Deck	13
Hull	13
Hull, Deck & Flybridge Construction	14
Exterior Finish	14
Electrical System - Deckhouse	14
Electrical System - Galley	15
Electrical System - Bridge	15

---

Electrical System - Engine Room & Systems Room	16
Engine Compartment & Fuel System	16
Pipewelders Tower	17
Исключения	19
Отказ от ответственности	20
<b>ФОТОГРАФИИ</b>	<b>21</b>
Salon	21
<b>КОНТАКТЫ</b>	<b>22</b>
Контактная информация	22
Телефоны	22
Время работы	22
Адрес	22

# ХАРАКТЕРИСТИКИ

## Основная информация

**Тип судна:** Катер для спортивной рыбалки

**Модельный год:** 2010

**Год постройки:** 2010

**Страна:** Thailand

## Размеры

**Длина общая:** 57' 0" (17.37m)

**Длина по ватерлинии:** 60' 6" (18.44m)

**Ширина:** 16' 9" (5.11m)

**Мин. осадка:** 5' 5" (1.65m)

## Скорость, вместимость и масса

**Крейс. скорость:** 34 Kts. (39 MPH)

**Макс. скорость:** 39 Kts. (45 MPH)

**Вместимость воды:** 350 Gallons

**Объем топливного бака:** 1500 Gallons

## Размещение

**Всего кают:** 3

**Всего ком. состава:** 3

## Корпус и палуба

**Материал корпуса:** Fiberglass

## Информация о двигателе

---

**Двигатели:** 2

**Производитель:** Caterpillar

**Модель:** C32

**Тип топлива:** Diesel

---

# ПОДРОБНОЕ ОПИСАНИЕ

---

## Factory Installed Options

---

Generator Additional 23.5 KW 50 HZ Helm & Companion Teak Seat Murray Brothers (Pair) Eskimo Ice Maker for transom fishbox Mezzanine Deck in cockpit Power Actuated Electronics Console Premium Audio/Video Package Master Premium Audio/Video Package Salon Salon Layout "B" Underwater lights across transom, 24V (3) Upgrade Carpet Upgrade Sofa to Ultra-Leather (includes throw pillows) Watermaker, 600 GPD with Auto Backflush Cockpit shower, hot and cold Electronic Side Mount Controls with Matching Wheel Teak Salon entrance and pilaster steps Amtico in Galley, Dinette and Companionway

## Master Stateroom

---

Queen-sized berth with drawer storage beneath

Mattress, foam with spread, pillows, and shams

Sheets/pillowcases. one set

Reading lights

Entertainment center with 15" LCD TV AM/FM/CD/DVD/MP3 player

Hanging locker full height, lighted, cedar lined

120V AC receptacles

Air conditioning electronic control

Built in digital alarm clock

Carpeting

Lighting, 220V AC and 24V DC

Vinyl headliner and wallcovering

## Master Head

---

CORIAN countertop and sink

Flooring, Amtico teak and holly

Mirrored overhead

Tecma electric toilet system (freshwater)

Stall shower with door and automatic sump pump

Towel bar

Exhaust blowers

220V AC GFI receptacles

Lighting, 220V AC and 24V DC

Vinyl wallcovering

---

## Forward Guest Stateroom

---

Queen-sized berth with drawer storage beneath

Mattress, foam with spread, pillows, and shams

Sheets/pillowcases. one set

Reading lights

Entertainment center with 19" LCD TVAM/FM/CD/DVD/MP3 player

Hanging locker. cedar lined with automatic light

Hullside storage shelves

120V AC GFI receptacles

Air conditioning electronic control

Built in digital alarm clock

Carpeting

Lighting, 220V AC / 24V DC

Opening hatch overhead with shade and screen

Vinyl headliner and wallcovering padded

---

## Starboard Guest Stateroom

---

Berths, twin, side by side with storage beneath

Nightstand with drawer

Mattress, foam with spread, pillows, and shams

Sheets/pillowcases, one set for each berth

Reading lights

Entertainment center with 15" LCD TV-AM/FM/CD/DVD/MP3 player

Hanging locker, cedar lined with automatic light

120V AC receptacles

Air conditioning electronic control

Built in digital alarm clock

Carpeting

Lighting, 220V AC and 24V DC

Vinyl headliner and wallcovering padded

---

## Starboard Guest Head

---

CORIAN countertop and sink

Flooring, Amtico teak and holly

Mirrored overhead

Tecma electric toilet system (freshwater)

Stall shower with door and automatic sump pump

Towel bar

Vanity locker with sliding mirror panels

Exhaust blowers

220V AC GFI receptacles

Lighting, 220V AC and 24V DC



Vinyl wallcovering

---

## Port Guest Head

---

CORIAN countertop and sink

Flooring, Amtico teak and holly

Mirrored overhead

Tecma electric toilet system (freshwater)

Stall shower with door and automatic sump pump

Towel bar

Vanity locker with sliding mirror panels

Exhaust blowers

220V AC GFI receptacles

Lighting, 220V AC and 24V DC

Vinyl wallcovering

---

## Deckhouse - Salon

---

Aluminum salon door with frameless glass

Fixed frameless windows with tinted safety glass, port and starboard

Removable frameless windows with tinted safety glass, aft

Sofa

Entertainment center with color 26" LCD TV, CD/DVD player, CD changer, AM/FM stereo

Cherry wood paneling with padded vinyl accents

Vinyl headliner (Whisper Wall System)

Wood blinds

Carpeting with acoustic padding

Central vacuum system

Cocktail table

Dry bar with bottle storage

Electrical distribution panels 120V AC receptacles

Air conditioning electronic control

Lighting, 120V AC and 24V DC

## **Deckhouse - Galley/Dinette**

---

CORIAN countertops and sinks with sea rail molding

Flooring, Amtico teak and holly

Single lever hot and cold faucet

Cooktop, four burners

220V AC refrigerator

Dishwasher

Microwave/convection oven

Dinette, U-shaped with table

Lighting, 120V AC

Storage cabinets & drawers

Vinyl headliner

## **Companionway**

---

Carpeting

Flush panel doors to staterooms, starboard head and laundry locker

Lighting 24V DC

Awlgrip finished bilge storage compartment

Vinyl headliner and wallcovering

Washer and dryer in locker with shelf

## COCKPIT

---

Access hatches to lazarette, gasketed, scuppered, and dogged

Cable

TV and telephone connections (starboard)

Cockpit coaming padding

Cutting board

Dockside electrical connection, (2) 50 AMP/nOV (Glendinning CableMaster, (2) standard)

Dockside water connection with pressure reducing valve

Doors, port and starboard, to conceal shore power inlets, dockside water inlet, faucets and switches

Engine room access door, with ladder to engine room, lockable

Fire extinguisher manual controls

Flybridge ladder with acrylic steps

Washdown, Freshwater

Washdown, Saltwater

Molded boarding steps (port)

Cockpit Lighting

Live well

Tackle Drawers

Cockpit freezer

Reinforcement for fighting chair

Removable fish box with macerator pump

Removable hatch to machinery room

Rod holders (4)

Salon steps

Self-bailing cockpit with large scuppers

Sink with salt and fresh water faucets

Stereo speakers, watertight

Transom door and gate

Transom fish box insulated, with overboard drain

Under gunwale storage for boat hook and gaff

---

## Flybridge

---

AM/FM stereo with CD player and Watertight speakers with cockpit remote control

Basic Electronics

Instrument Panel with: Tach, oil engine pressure, engine water temperature, gear, oil pressure. voltmeter, fuel level, switches and fireboy discharge indicator

Systems monitors with audible alarms included in engine package

Stereo and VHF locker with plexiglass cover

Bertram dark blue flybridge stripe with gold accent pin-stripe

Compass

Distribution panel in locker

Electronic controls

Engines synchronizer

Seating: Teak helm and companion pedestal seats

Molded footrest for helm seat

Console handrails, port, stbd and forward

Seating: U-shaped lounge forward of helm

Stainless steel steering wheel

Storage: molded under lounge for life raft console, molded portside storage

Air horn

International navigation lights

---

## Deck

---

Anchor locker

Anchor windlass: electric with deck mounted foot controls

Anchor: Delta 55 lbs. with chain and line

Bertram dark blue deck stripe with gold accent pin-stripe

Integral bow pulpit with stainless steel chute and roller

Washdown faucet (foredeck)

Anodized aluminum bow rail with burgee staff

Cleats: 2 forward, 2 aft with transom hawse pipes, 4 springline

Compressed heavy-duty white vinyl rubrail with solid stainless steel insert

Fuel fills, port and starboard

Fuel fill alarm

Freshwater tank fill

Hatches over engines for ease of engine access

Powder coated aluminum handrails on pilaster

Powder coated aluminum handrails over side windows

---

## Hull

---

Ball seacocks on all underwater thruhull fittings, all with electrical bonding

Bertram dark blue waterline stripe

Bottom paint with primer coat and 1 coat dark blue anti-fouling paint

Freshwater Tank: injection molded

Fuel Tank: FRP, zero trim effect (midship mounted) with fuel level sightglass

Holding tank: with liquid level monitors and plumbed for dockside pump out

Linear exhaust muffler system

Recessed transom swim/emergency steps

Recessed trim tabs, Electro-hydraulic

Sump tank with automatic pump-out for shower and sink

Zincs, transom mounted

---

## Hull, Deck & Flybridge Construction

---

Deck: hand laid-up molded fiberglass hull with solid core and sandwich construction

Flybridge: hand laid-up molded fiberglass and sandwich construction

Hull: hand laid-up molded fiberglass, solid bottom with vacuum bagged cored hullsides, solid keel and chines

Solid fiberglass hull bottom. Hull sides & superstructure laminated with high density foam.

Hull sides above waterline - vacuum bagged with divinycell core

---

## Exterior Finish

---

Maxguard (Premium ISO-NPG gelcoat)

Feature stripes painted with Dupont IMRON paint

BOMAR hatches powder coated to match gelcoat

Molded non-skid gel coat deck surfaces

Blister resistant vinyl ester resin in hull bottom skin coat

---

## Electrical System - Deckhouse

---

240V/120V AC input and main distribution panel with voltmeter, ammeter, generator controls, magnetic circuit breakers and shore power selector switches

24V/12V DC main distribution panel with volt meter, ammeter, magnetic circuit breakers and batteries tester

Alarm Monitor: bilge flood signal for four compartments, black water tank indicator light, high-heat signal in engine and machinery rooms

Electrical pump-out for toilet holding tank

Fresh water level gauge

Light fixtures, 120V AU 24V DC

Radio and cable television system with antenna and shore connection

Telephone jacks with shore connection

---

## **Electrical System - Galley**

---

240V/120V AC appliances distribution panel with magnetic circuit breakers

24V DC galley and cabins distribution panel

GFI receptacles

---

## **Electrical System - Bridge**

---

24V DC flybridge electronics accessory panel with magnetic circuit breakers in console

12V DC flybridge electronics accessory panel with magnetic circuit breakers in console

Alarm Monitor: bilge flood signal for four compartments, black water tank indicator

light, high-heat signal in engine and machinery rooms

Battery parallel switch, remote

GFI receptacles

Main engine control panel

---

## **Electrical System - Engine Room & Systems Room**

---

24V DC batteries panel with switches for main engines and main battery disconnect switches

14V DC fuses for uninterrupted power to bilge pumps, fire and bilge flood monitors

Air Conditioning zoned direct expansion total 54,000 BTU

Batteries (4), heavy duty, 12V DC

Battery chargers with thermal cutoff and switching system for complete integration and battery parallel system for main engines and generator

Bonding system, galvanic and electrical

Converters (2) 50 amp 24V

GFI receptacles

Isoboost transformers (2)

Light fixtures, 120V AC/ 24V DC

---

## **Engine Compartment & Fuel System**

---

Twin diesel turbo-charged, fresh water cooled main engines with marine gear, engine driven alternators, water separators/ fuel filters & exhaust mufflers

Aquamet shafts

Bronze rudders and struts

Trolling valves

Dripless shaft seals

Dual fuel filters-main engines (4 total)



Acoustical and thermal insulation in the engine room

Vibration dampening isolators for engines

Hydraulic steering with power assist pump

Emergency engine shut-down system

Automatic/Manual blower system for engine room

Bilge pumps (4); (3) auto/manual, (1) auto only

Air intake, hull sides

Electric Hot Water Heater: 11 gal (2)

Emergency bilge water evacuation system, engine driven

Engine and machinery room lighting AC & DC

Engine room access ladder (removable)

Fixed fire extinguishing system for engine and machinery rooms with automatic and remote manual controls plus audible and visual discharge signals

Generator: 23 kW (1) Standard, freshwater-cooled, remote start diesel generator with exhaust muffler and sound shield

Fuel filters on generator supply

Hi gloss polyurethane finish

Metered oil change system for engines, gear & generator with quick disconnect

Seacocks, heavy duty manganese bronze

Seawater strainers for generator, air conditioning and saltwater wash down pump

---

## **Pipewelders Tower**

---

Tuna Tower Molded Top 8' gap

Tower Sunshade - 72" Molded Top, Trimline Arch Style

Fiberglass dome mount molded sunshade for 24" dish

Antenna bracket, #1 - 14 TPI installed on sunshade (x3)

Bench seat fixed w/ backrest 72"

Antenna: stand-off (x4)

Control box - 50" contoured face, Bertram white

Compass, flush mounted Richie model F82, Black

Controls & steering MTU Blueline

Lightning rod on sunshade

One piece molded standing platform 60-69

Lights linear 5 in 1 installed

Radar box on hardtop

Teaser reel bracket and sliding door

Teaser reels -US9- Super 24 volt (x2)

Lights: LEDNAV red/green molded

Lights: LEDNAV stern molded

Horns

Custom jump seat on aft rail in corner of Flybridge

Rod Holder: Pipewelders (x6)

3 Sided curtain enclosure, Strata glass (x7)

Sea acrylic forward panel

Outrigger 43' 3-Spreader

Outrigger Auto-Lock

Center Rigger

Light-recessed, LED Tri-color red, white and blue (x6)

Carbon fiber upgrade for Tuna Tower Hardtop platform & sunshade

High Seas Technology

Night Vision - FLIR: Navigator II pan/tilt camera system

ACR: RCL-100D 24V remote control searchlight

Custom Helm Panel

Raymarine Cam100 day/night marine camera

Furuno PB150 Ultrasonic weather station sensor

Raymarine: G-Series wireless keyboard kit

Alarm system - Paradox: Magellan pre-programmed value package

Paradox: 2-way PGM/zone wireless replay

Paradox: dual tone siren

Paradox: wireless deck sensor

Paradox: photo electric beam sensor

Raymarine: G-Series G150 15" marine display (x2)

Raymarine: G-Series GPM400 processor module (x2)

Raymarine: G-Series command center keyboard

Raymarine: RA3072SHD open array radar

6" HD digital antenna

Plotter - Raymarine Raystar 125 GPS sensor

Sounder - Raymarine: G-Series DSM300 digital sounder module

Dual frequency 200/50KHZ

Raymarine: B260 1kw bronze depth/temp transducer

Dual frequency 200/50 khz

Raymarine: E-Series Seataalk high speed network switch

ICOM: M604 VHF radio

---

## Исключения

---

---

При продаже яхты исключаются личные вещи владельца.





## **Отказ от ответственности**

---

Компания предоставляет описание судна или яхты добросовестно, но не может гарантировать точность этой информации, а также не ручается за техническое состояние. Покупатель должен проинструктировать своих агентов или оценщиков исследовать представленную информацию более подробно, по собственному желанию. Продажа судна или яхты, изменение цены или снятие с продажи будет происходить без предварительного уведомления.

# ФОТОГРАФИИ

## Salon



# КОНТАКТЫ

---

Андрей Шестаков (Andrey Shestakov) – ведущий яхтенный брокер отдела продаж яхт и судов компании Shestakov Yacht Sales Inc. Официальный представитель Shestakov Yacht Sales Inc. для русскоговорящих клиентов в центральном офисе компании в Майами/Форт Лодердейл/Флорида/США.

## Контактная информация

---

Email: **andrey@shestakovyachtsales.com**

Web: **[shestakovyachtsales.com](http://shestakovyachtsales.com)**

## Телефоны

---

Краснодарский край: **+7(918)465-66-44**

США, Майами, Флорида: **+1(954)274-4435**

## Время работы

---

Понедельник – Суббота: **9:00 - 21:00** EDT

Воскресенье: **Закрето**

## Адрес

---



Harbour Towne Marina, 850 NE 3rd St, STE 213, Dania, FL 33004