

GIGI II — CARVER



Судостроитель: CARVER

Год постройки: 2004

Модель: Моторная яхта

Цена: ЦЕНА ЯХТЫ ПО ЗАПРОСУ

Местонахождение: United States

Длина общая: 36' 0" (10.97m)

Ширина: 13' 2" (4.01m)

Макс. осадка: 2' 7" (0.79m)

Крейс. скорость: 28 Kts. (32 MPH)

Макс. скорость: 35 Kts. (40 MPH)

Купить Gigi II — CARVER а также выбрать подходящую вам яхту из нашего каталога яхт вам поможет опытный яхтенный брокер Андрей Шестаков. На сегодняшний день компания Shestakov Yacht Sales Inc. имеет большое количество яхт в собственном списке продаж, а также тесно сотрудничает со всеми крупными яхтенными производителями по всему миру.

Для того чтобы купить яхту Gigi II — CARVER а также проконсультироваться по любому вопросу связанному с покупкой, продажей, чартером яхт позвоните по телефону **+7(918)465-66-44**.

ОГЛАВЛЕНИЕ

ОГЛАВЛЕНИЕ	2
ХАРАКТЕРИСТИКИ	4
Основная информация	4
Размеры	4
Скорость, вместимость и масса	4
Размещение	4
Корпус и палуба	5
Информация о двигателе	5
ПОДРОБНОЕ ОПИСАНИЕ	6
Manufacturer Provided Description	6
Исключения	9
Отказ от ответственности	10
ФОТОГРАФИИ	11
Gigi II - starboard	11
Aft view	11
Cockpit	11
Lazarette access	11
Steps starboard leading forward	11
Port side deck	11
Stanchions detail	12
Grill top	12
Cockpit steps to bridge	12
Bridge / helm	12
Instrumentation and controls	12
Galley	13
Salon, dinette forward view	13
Salon starboard view	13
Salon engine room access	13

View aft from salon	13
Convertible couch / hideabed starboard	14
Steps forward to staterooms	14
Master	14
Guest stateroom with more storage	14
Head with large shower	15
Enclosed generator	15
Large 11 gallon water heater	15
Freshwater pump	15
Organized systems in engine compartment	15
Batteries secure	15
Dripless shaft seals	16
Oil exchange system for mains and genset	16
Engine detail - CLEAN	16
Gear and bilge view - SPOTLESS	16
Gigi II in port	16
КОНТАКТЫ	17
Контактная информация	17
Телефоны	17
Время работы	17
Адрес	17

ХАРАКТЕРИСТИКИ

Основная информация

Тип судна: Моторная яхта

Подкатегория: Flybridge

Модельный год: 2004

Год постройки: 2004

Страна: United States

Размеры

Длина общая: 36' 0" (10.97m)

Ширина: 13' 2" (4.01m)

Макс. осадка: 2' 7" (0.79m)

Трапы: 14' 6" (4.42m)

Длина привального бруса: 37' 8"
(11.48m)

Скорость, вместимость и масса

Крейс. скорость: 28 Kts. (32 MPH)

Крейсерская скорость поворота: 3500
Kts.

Макс. скорость: 35 Kts. (40 MPH)

Макс. скорость поворота: 4400 Kts.

Водоизмещение: 24746 Pounds

Вместимость воды: 75 Gallons

Вместимость сточного бака: 25 Gallons

Объем топливного бака: 280 Gallons

Размещение

Всего кают: 2

Всего коек: 9

Всего ком. состава: 1

Корпус и палуба

Материал корпуса: Fiberglass

Информация о двигателе

Двигатели: 2

Производитель: Volvo Penta

Модель: 8.1L GIL-E

Тип двигателя: Inboard

Тип топлива: Gas/Petrol

ПОДРОБНОЕ ОПИСАНИЕ

Manufacturer Provided Description

Overview

The Carver 360 Sport Sedan is wonderfully versatile. Whether cruising, fishing or diving, this sporty yacht will make anything more fun. Its attractive contemporary styling and signature two-tiered windows for extra light and style, make it one of the most-appealing vessels in its class. The spacious bridge with generous seating also includes a captain's chair and ergonomically designed dash. The large cockpit is the perfect size for all kinds of on-water activities. The cabin features a unique raised dinette / lounge with UltraLeather seating. Rich, cherry wood cabinetry with high-gloss finish adds warmth and beauty to the space. Sleeping accommodations include two staterooms.

Construction

Structural engine mountings – reinforced stringer mountings with double-gusseted, angle steel plates. Fabricated aluminum floor frames with stainless steel stanchions. Hand-laid, molded fiberglass components featuring composite laminate hull sides, decks, and cabin tops. Molded fiberglass stringer system. Cherry wood bulkheads, cabinetry, trim and doors throughout cabin, with high-gloss finish. Solid Fiberglass hull bottoms with Knytex substrates and Vinylester barrier coat. Tinted, tempered safety glass frameless window systems. Unitized deck, cockpit and cabin top construction with integral aluminum truss reinforcement in cabin top structure

Mechanical

Air conditioning with reverse cycle heat, dedicated shore power connector. Cutlass bearings – synthetic rubber composite. Dripless shaft logs. Exhaust mufflers – engines, generator. Fuel tanks – welded, baffled 5052 aluminum. Hydraulic steering. Propellers. Propeller shafts. Rudders – 421 manganese bronze. Struts – 421 manganese bronze. Trim tabs – stainless steel, electric

Electrical

AC/DC distribution panels with magnetic circuit breakers and integral bilge blower controls; AC ammeter. Batteries (4) – deep cycle, marine (12V). Battery charger (2) – electronic, AC-DC converters. External connectors – CATV, telephone. Kohler Generator – 7.3 KW, gasoline (~600 hours). Ground Fault Circuit interrupt (GFCI) protection – all 110V outlets. Shore power connectors (2) – 30 amp shore power cords (2) 50 ft. Wiring system – tinned copper strand wire, harnessed, color-coded, labeled, meets or exceeds. ABYC standards.

Water & Waste Systems

Fresh water system – pressurized (12V), with large-capacity filter. Fresh water storage tank –

polyethylene. Fresh water tank level monitor. Shore Water Connection with pressure-reduction valve. Shower sump pump – automatic/manual operation. Waste holding tank – with filtered vent and dockside pump-out. Waste tank level monitor. Water and waste lines – constructed of molecularly cross-linked polyethylene. Water heater – 11 gallons (110V).

Safety & Navigation

Anodes – zinc, sacrificial. Battery master disconnect switches. Battery restraint brackets. Bilge alarm – high water. Bilge blowers (12V). Bilge pumps (3) – 1500 GPH each, automatic/manual operation. Brass valves for all underwater thru-hulls. CO detectors in salon and staterooms. Compass – illuminated, dual read. Engine alarms – temperature and oil pressure. Fire suppression system – automatic, FE241 (FM200 in European Community). Horn – air/electric (12V) trumpet. Internal bonding system. Molded nonskid surfaces on all walk decks – diamond pattern. Navigation lights (COLREGS). Spotlight. Windlass package – with 35 lb. anchor and 150 ft/ of 5/16” chain.

Command Bridge

Beverages holders (6) – recessed, integral, self-draining. Electronics arch – custom aluminum with acrylic polyurethane surface coating and UV protection. Electronics arch access plates (6) – corrosion-resistant polymer attached with non-corroding screws and waterproof sealant. Lights (3) – courtesy, recessed, with exterior-mounted switch. Lounge – with storage beneath, accommodates 4 adults. Self-draining walk surface. Windshield – wraparound, tinted glass with stainless steel frame. Full flybridge enclosure. (2) Raymarine E90 Hybrid touch displays. 48nm 24” Raymarine Digital Radar. CP300 Digital sounder with transducer. iCom AIS receiver. Raymarine VHF radio. Raymarine P70R Autopilot w/ remote control.

Helm

Access panel – provides access to helm wiring. Accessory space – for installing navigation equipment. Adaptor – 12V. Beverage holders (2) – recessed, self-draining, with stainless steel holder. Companion seats (2) – adjustable, pedestal base, high-quality marine-grade upholstery, embroidery stitching. Dash – fiberglass with faux distressed leather accents. DC circuit breaker panel for helm electronics. Grab rails (2) – stainless steel, on either side of helm console. Helm seat-adjustable, pedestal base, high-quality marine –grade upholstery, embroidery stitching. Stereo speakers (2). Tilt steering wheel.

Instrumentation

Gauges – synchronizer; rudder angle; tachometer, engine hours (1 per engine); oil pressure, engine temperature, engine battery voltage, fuel level, (multi-gauge, 1 per engine). Rocker switch controls.

Decks

Side Decks - Bow rail – 1.0” O.D., lineal-buffed, welded stainless steel, with additional intermediate rail. Amidships and forward - bow rail stanchions – double-welded (inside and

outside), stainless steel, anchored to aluminum backing plates laminated into deck Cleats (4) – 8” spring, stainless steel, bolted through aluminum backing plate. Deck toe rail. Grab rail – stainless steel, over cabin windows, running length of cabin and above windshield. Rub rail molding – heavy-duty, stainless steel insert. Fore Deck - Cleats (2) – 10” stainless steel, bolted through aluminum backing plate. leat – 10” stainless steel for anchor line, bolted through aluminum backing plate Over-the-stern anchor roller.

Cockpit

50 sq ft (approx.), integral to hull and deck, self-draining. 110V outlet – GFCI protected. Boarding access from port or starboard dock. Command bridge stairway – integral to deck with stainless steel hand rail, 3 courtesy lights. Hatch – guttered, supported by gas shock, provides aft bilge access. Lights (3) – halogen, courtesy, recessed, with exterior-mounted switch. Lights (2) – halogen, overhead, recessed, with exterior-mounted switch. Overhead sun/weather protection – 54” from cabin toward stern. Side deck stairways (2) – integral to deck with stainless steel grab rail, 2 courtesy lights. Transom door – aluminum, secures open and closed, stainless steel hardware. Boarding Platform 36 sq ft (approx.), integral to hull and deck. Boarding ladder – telescoping, conceals in boarding platform. Cleats (4) – 10” stainless steel, bolted through aluminum backing plate. Grab rail – stainless steel, mounted on deck above boarding ladder. Hatch – covers shore power cord(s) and shore water hose. Storage lockers (2) – in transom

Engine Room

Bilges coated with white, low - VOC gelcoat. Bulkheads laminated to hull sides and stringers. Insulation – acoustical and thermal, vinyl vapor barrier. Lights (5) – 2 halogen, 3 fluorescent, overhead, controls mounted in salon

Salon

Carpeted. Countertops – cherry wood with restraining rail. Curtains – décor-matched. Designer décor. Samsung flat screen TV. Entrance door – tinted glass, aluminum frame, curved, sliding, handle lock, deadbolt, with interior screen. Floor access hatches – engine room. Lights (4) – halogen, overhead, recessed. Rocker light switches Sofa – Flexsteel, Ultraleather, with pull-out sleeper. Stereo speakers, storage cabinets (2), telephone connector. Ice Maker.

Galley

110V outlets (2) – GFCI protected. Coffee maker. Countertops – solid surface, curtains – décor-matched. Designer décor. Flooring – wood plank Lights (2) – halogen, overhead, recessed. Oven – convection / microwave, built-in. Range – electric, 2-burner, smooth top. Refrigerator/freezer – side-by-side Rocker light switch. Sink – with solid surface cover. Storage cabinets (4). Stereo speakers. Dinette, flooring – wood plank. Curtains – décor-matched. Lights (4) - halogen, overhead, recessed. Lounge – U-shaped, Ultraleather. Rocker light switch. Table – cherry wood top; 2 brushed aluminum adjustable height legs.

Accommodations

Companionway to Stateroom level - AC and DC distribution panels, Carpet – tufted cut pile, 65 oz., crush-resistant, 100% nylon. Countertop – cherry wood. Curtains – décor-matched. Hand rail – stainless steel, on stairway. Lights (2) – halogen, courtesy, recessed. Portlight Rocker light switch. Storage cabinet.

Master Stateroom - 110V outlet – GFCI protected. Berth – queen. Berth end tables (2) – cherry wood top. Berth step-ups (2) carpeted. Carpet – tufted cut pile, 65 oz., crush-resistant, 100% nylon. Curtains – décor-matched. Designer décor. Entrance door – solid cherry wood, pocket-style, secures open and closed, stainless steel hardware. Hanging lockers (2) – carpeted, automatic light, 3 shelves in each. Ledge tips – cherry wood. Lights (3) – halogen, overhead, recessed. Lights (2) – halogen, overhead, directable for reading. Mirror – on forward bulkhead, conceals anchor chain locker access. Overhead hatch – tinted, lockable, inside screen. Portlights (2). Private head access, Rocker light switch. Stereo speakers (2) – with volume control. Storage cabinets (7), Storage drawer, Telephone connector.

Head

110V outlet – GFCI protected. Entrance doors (2) – one to master stateroom and one to galley, 2-panel cherry wood, secure. Enclosed, stainless steel hardware. Hardware highlights – brass/chrome. Head fan. Lights (2) – halogen, overhead, recessed. Medicine cabinet – mirrored doors, 2 shelves. Nonskid sole, Portlight, Rocker light switch, Soap dish – solid glass, wall-mounted Towel ring. Vanity – granite-style top and backsplash, integral sink, storage beneath with 2 doors. Shower/Stall / Water Closet, Countertop – granite-style with integral, recessed soap dish, Entrance door – clear acrylic in aluminum frame, bi-fold, secures open and closed, stainless steel hardware Lights (2) – halogen, overhead, recessed. Nonskid sole. Shower head – removable for use as hand-shower. Storage cabinets (2), Toilet – vacuum flush, pedestal. Toilet paper holder, Towel bar.

Guest Stateroom

110V outlet _ GFCI protected. Berth – double, converts to twins with removable center filler. Carpet – tufted cut pile, 65 oz., crush-resistant, 100% nylon. Countertops – cherry wood, Curtains, - décor-matched. Designer décor. Entrance door – solid cherry wood, split, pocket-style, secures open and closed, stainless steel hardware.

Extras

9' Newport Vessels Dinghy not included in asking price, negotiable. 9.9hp Mercury Outboard. Cuisinart propane BBQ with custom mount.

Исключения

При продаже яхты исключаются личные вещи владельца.

Отказ от ответственности

Компания предоставляет описание судна или яхты добросовестно, но не может гарантировать точность этой информации, а также не ручается за техническое состояние. Покупатель должен проинструктировать своих агентов или оценщиков исследовать представленную информацию более подробно, по собственному желанию. Продажа судна или яхты, изменение цены или снятие с продажи будет происходить без предварительного уведомления.

ФОТОГРАФИИ

Gigi II - starboard



Aft view



Cockpit




Lazarette access




Steps starboard leading forward



Port side deck



Stanchions detail



Grill top



Cockpit steps to bridge



Bridge / helm



Instrumentation and controls



Galley



Salon, dinette forward view



Salon starboard view



Salon engine room access




View aft from salon



Convertible couch / hideabed starboard



Steps forward to staterooms




Master



Guest stateroom with more storage



Head with large shower



Enclosed generator



Large 11 gallon water heater




Freshwater pump



Organized systems in engine compartment



Batteries secure




Dripless shaft seals



Oil exchange system for mains and genset



Engine detail - CLEAN



Gear and bilge view - SPOTLESS



Gigi II in port



КОНТАКТЫ

Андрей Шестаков (Andrey Shestakov) – ведущий яхтенный брокер отдела продаж яхт и судов компании Shestakov Yacht Sales Inc. Официальный представитель Shestakov Yacht Sales Inc. для русскоговорящих клиентов в центральном офисе компании в Майами/Форт Лодердейл/Флорида/США.

Контактная информация

Email: andrey@shestakovyachtsales.com

Web: shestakovyachtsales.com

Телефоны

Краснодарский край: **+7(918)465-66-44**

США, Майами, Флорида: **+1(954)274-4435**

Время работы

Понедельник – Суббота: **9:00 - 21:00**
EDT

Воскресенье: **Закрето**

Адрес



Harbour Towne Marina, 850 NE 3rd St,
STE 213, Dania, FL 33004