

NO NAME — MANTA



Builder: MANTA

LOA: 42' 0" (12.80m)

Year Built: 2008

Beam: 21' 0" (6.40m)

Model: Catamaran

Min Draft: 3' 8" (1.12m)

Price: PRICE ON APPLICATION

Location: United States

Our experienced yacht broker, Andrey Shestakov, will help you choose and buy a yacht that best suits your needs **no name — MANTA** from our catalogue. Presently, at Shestakov Yacht Sales Inc., we have a wide variety of yachts available on our sale's list. We also work in close contact with all the big yacht manufacturers from all over the world.

If you would like to buy a yacht **no name — MANTA** or would like help answering any questions concerning purchasing, selling or chartering a yacht, please call **+1(954)274-4435**

TABLE OF CONTENTS

TABLE OF CONTENTS	2
SPECIFICATIONS	3
Overview	3
Basic Information	7
Dimensions	7
Speed, Capacities and Weight	7
Accommodations	7
Hull and Deck Information	8
Engine Information	8
PHOTOS	9
CONTACTS	14
Contact details	14
Telephones	14
Office hours	14
Address	14

SPECIFICATIONS

Overview

ORIGINAL OWNER BOAT and Hull #125 of the prestigious Manta Catamaran line.

“Beesmej” is the ultimate blue water cruising catamaran, well equipped and sleeps six comfortably in three state rooms. The port hull features the **Owner’s Suite** with head and separate shower cubicle and companionway pantry storage and bookcases. The starboard hull features an aft VIP stateroom and forward guest stateroom. A Guest head is shared and a built-in bookcase lines the companionway. The vessel boasts a gourmet galley and an inviting and relaxing salon for lounging and entertaining. Generator, Solar Panels, AGM House Bank, Wind Generator, Water Maker, GPS Chartplotter w/Radar 'n AIS, Washer/Dryer, Dual Station AC units, Sling Seat, Cruising Chute w/sock and lots more.

Additional Specs, Equipment and Information: **Specs** Keel: Other Hull Shape: Catamaran
Dimensions Beam: 21 ft 0 in LWL: 39 ft 10 in Minimum Draft: 3 ft 8 in Headroom: 6 ft 4 in Dry Weight: 16500 lbs **Engines** Engine 1: Engine Brand: Volvo Penta Engine Type: Inboard Drive Type: Sail drive Engine Power: 30 HP Engine 2: Engine Brand: Volvo Penta Engine Type: Inboard Engine/Fuel Type: Diesel Location: Port Drive Type: Sail drive Engine Power: 30 HP
Tanks Fresh Water Tanks: (100 Gallons) Fuel Tanks: (120 Gallons)

DIMENSIONS

LOA: 41.58 feet LWL: 39.83 feet BEAM: 21 feet BRIDGE CLEARANCE: 59.75 feet

TANKAGE

FUEL TANK: 1 x 120 gallons baffled (3/16" epoxy-coated aluminum fuel tank with remote gauge, deck fitting and accessible) **WATER TANK:** 1 x 100 gallons baffled (3/16" epoxy-coated aluminum w/remote gauge and deck fitting) **HOLDING TANKS:** Two x 20 gallon (polyethylene) with y-valve, level gauge, macerator pump and deck fitting **PROPANE:** 1 x 20 lb Propane bottle with gauge in vented locker w/remote shutoff

ENGINES

Twin Volvo Penta D1-30 FWC diesel engines Power: 30hp each Hours: 1100 hrs each (well maintained on regular schedule) Volvo Saildrives w/ Volvo 3 Blade Folding Propellers w/line cutters Easy access via after berths with hydraulic assisted bunk lifts Puratech Fuel Polishing system Sea Water Strainers Engine Room Blowers Two 115 amp Alternators

ACCOMMODATIONS

“Beesmej” is the ultimate blue water cruising catamaran which sleeps six comfortably in three state rooms. The port hull features the Owner’s suite; head and separate shower cubicle and companionway pantry storage and bookcases. The starboard hull features an aft VIP stateroom

and forward guest stateroom. A Guest head is shared and a built-in bookcase lines the companionway. The vessel boasts a gourmet galley and an inviting and relaxing Salon for lounging and entertaining. Two Cruisair (16k and 10k btu) reverse cycle AC/Heat units provide comfort throughout.

INTERIOR

Interior finish is a blend of wood veneer, vinyl headliners, accented with Swanstone composite countertops, wood moldings, louvered wood doors and high durability synthetic teak and holly soles.

MAIN SALON

- L-shaped settee w/Reggae Spruce upholstery with storage under
- Large adjustable dining table and two ottomans
- Wet Locker TV cabinet and door for flat screen TV
- GALLEY**
- U-shaped galley with large counter space; integral trash bin, drawers and storage
- Force 10 propane stove upgraded to 4-burner
- Large Swanstone sink with hot and cold water mixer
- Force Ten upgraded four burner propane stove/oven with storage locker below
- Top loading, 10 cubic ft. Adler Barbour refrigeration/freezer with digital thermostats with 6" foam insulation and divider
- Storage cabinets above and below in galley area
- Nature Pure Water Purifier
- Fresh water filter to trap silt from shore supply
- Village Marine "Little Wonder 300" water maker with new membrane
- NAV STATION**
- Navigational area with chart storage and locker with adjustable shelves

PORT HULL (Owners Cabin)

- Head area, separate shower stall with teak seat and curtain, Swanstone sink, mirror, marine toilet, vanity, and cabinets
- Companionway pantry storage inboard and outboard
- Large bookcase in port companionway
- Owner's stateroom with queen size bed facing fore and aft. V sprung mattress w/individual covers for springs (to inhibit corrosion) made by Marine Mattresses UK
- Settee, large cedar-lined hanging locker, drawer space, and extra storage locker.

STARBOARD HULL (Guest Cabins)

- Forward cabin with double-size berth, settee, hanging locker, drawers and storage lockers
- Dual access head with Swanstone sink, mirror, separate shower, curtain and marine toilet
- Large bookcase in starboard companionway
- Aft cabin with queen-size berth facing athwart ship. V sprung mattress w/individual covers for springs (to inhibit corrosion) made by Marine Mattresses UK
- Settee, cedar-lined hanging locker, drawers

SAILS & RIGGING

Full batten 10.3 oz high modulus dacron mainsail with three reefs and Boom bag sail cover Lazy Jacks mounted to spreaders and Boom basket Strong Sail Track and Slide System Garhauer 20:1 Adjustable rigid boom vang Dutchman boom brake Self-tacking, full batten 8.3 oz. high modulus macro jib with Camber Spar, jib cover, topping lift and lazy jacks Main Halyard and Jib

DECK

• Molded anti-skid on all deck surfaces • Vinyl coated polyester mesh trampoline • Deck Netting along lifelines • Anchor chain locker • Maxwell vac 1000 anchor windless with foot switch • Custom stainless steel anchor rollers on bow and reserve anchor (dual system) • Stainless steel corner bow rails with integral seats • 30" stainless steel stanchions • Double lifelines and boarding gates forward (with integral hull step)(remove ... midships) and aft • All deck stanchions, handrails, cleats, ports, and hatches 316 stainless steel (moved from below) • Eight-12" Stainless steel bow, stern, spring line, and transom anchor cleats • Two stainless steel transom rails • One-12;" stainless steel anchor cleat • Molded fiberglass salon window louvers • Molded console with electronics • Bulkhead mounted stainless steel steering wheel with wheel brake • Adjustable Pompano 1101 "Elite" helmsman chair with foot rest • 6" Ritchie TMNavigator binnacle compass • Four stainless steel stern boarding rails • Two stainless steel cabin top rails • Two stainless steel cockpit hand rails • Six Bomar™ stainless steel opening deck hatches with screens • Nine Bornar" stainless steel opening ports with screens • Polycast™ 3/8" acrylic tinted salon windows, with protective fiberglass louvers • Sling Seat above storage compartments in Cockpit • Four large foredeck lockers with locking latches • Bomar™ companionway door with locking handle • Welded anodized radar arch with integral fiberglass hard top with visibility hatch, Strataglass™ windshield with opening center window, and Taylorbrite™ CCF cockpit lighting • Two telescoping stern ladders

HULL AND DECK CONSTRUCTION

• Ferro Super Shield exterior gel-coat • Hull, deck, and bulkheads constructed of triaxial, biaxial, and unidirectional fiberglass with vinyl ester, isophthalic resins, and Corcell™ (hull and deck) and Nida-core (subsoles and bulkheads); all vacuum bagged for stiffness, strength, and reduced weight • Laminated hull/deck joint • Collision bulkheads with watertight compartments and inspection plates in bow, stern and keels • Kevlar reinforced bow and keels • Deck hardware reinforced with aluminum plates molded into lay-up • Twin fiberglass fin keels molded integral with hulls • Twin high density foam/fiberglass elliptical rudders with 2" dia. solid stainless steel shaft

GROUND TACKLE

Two Delta 44# anchors with 200ft Maggi Chain and 200ft nylon rode One Fortress Anchor with 20ft chain and 200ft line Maxwell 1500 Windlass with foot switch (up and down) on deck One 12 inch Stainless Steel Anchor Cleat

SAFETY

Winslow Super Light Offshore Plus [serviced October 2014]

RECENT MAINTENANCE

Both hulls underwent sandblasting, July 2014. Primed with Tuff Stuff and Anti-fouled with Islands 77. Both engines and generator have been serviced annually since new.

MANUFACTURER PROVIDED DESCRIPTION

The Manta 42 MkIV is a product of the evolution of over 90 Mantas sailing the oceans of the world today. The MkIV incorporates features developed from owner feedback with thousands of ocean miles sailed. Each Manta was built to order and offers the best quality/value ratio of any production catamaran in the world today.

Basic Information

Category: Catamaran

Model Year: 2008

Year Built: 2008

Country: United States

Dimensions

LOA: 42' 0" (12.80m)

LWL: 39' 0" (11.89m)

Beam: 21' 0" (6.40m)

Min Draft: 3' 8" (1.12m)

Clearance: 59' 0" (17.98m)

Speed, Capacities and Weight

Displacement: 16500 Pounds

Water Capacity: 100 Gallons

Fuel Capacity: 120 Gallons

Accommodations

Total Cabins: 2

Hull and Deck Information

Hull Material: Fiberglass

Hull Finish: Aluminum

Engine Information

Engines: 2

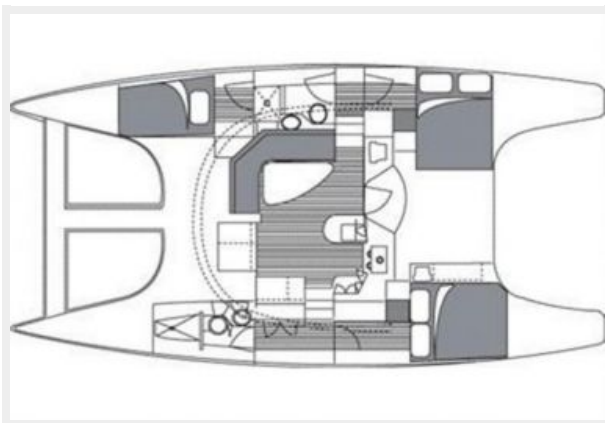
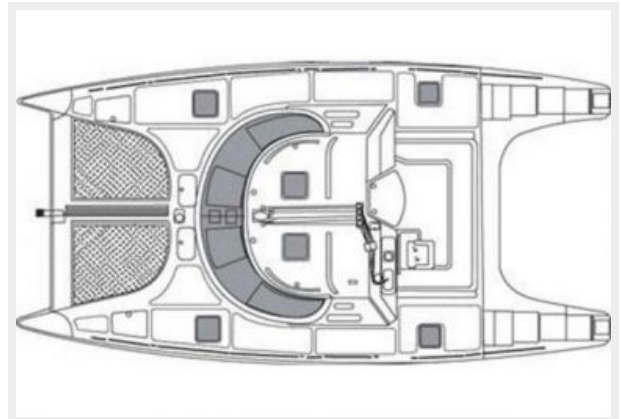
Manufacturer: Volvo Penta


Model: D1-30 FWC

Engine Type: Inboard

Fuel Type: Diesel

PHOTOS











CONTACTS

Andrey Shestakov, leading yacht broker of the sales department of Shestakov Yacht Sales Inc. Shestakov Yacht Sales Inc., the official representative of the Miami/Fort Lauderdale FL headquarters.

Contact details

Email: andrey@shestakovyachtsales.com

Web: shestakovyachtsales.com/en/

Telephones

USA: +1(954)274-4435

Office hours

Monday – Saturday: **9:00 - 21:00** EDT

Sunday: **closed**

Address



Harbour Towne Marina, 850 NE 3rd St,
STE 213, Dania, FL 33004