

## NO NAME — MANTA



**Судостроитель:** MANTA

**Год постройки:** 2008

**Модель:** Катамаран

**Цена:** ЦЕНА ЯХТЫ ПО ЗАПРОСУ

**Местонахождение:** United States

**Длина общая:** 42' 0" (12.80m)

**Ширина:** 21' 0" (6.40m)

**Мин. осадка:** 3' 8" (1.12m)

Купить по name — MANTA а также выбрать подходящую вам яхту из нашего каталога яхт вам поможет опытный яхтенный брокер Андрей Шестаков. На сегодняшний день компания Shestakov Yacht Sales Inc. имеет большое количество яхт в собственном списке продаж, а также тесно сотрудничает со всеми крупными яхтенными производителями по всему миру.

Для того чтобы купить яхту по name — MANTA а также проконсультироваться по любому вопросу связанному с покупкой, продажей, чартером яхт позвоните по телефону **+7(918)465-66-44**.

# ОГЛАВЛЕНИЕ

---

ОГЛАВЛЕНИЕ	2
ХАРАКТЕРИСТИКИ	3
Обзор	3
Основная информация	7
Размеры	7
Скорость, вместимость и масса	7
Размещение	7
Корпус и палуба	8
Информация о двигателе	8
ФОТОГРАФИИ	9
КОНТАКТЫ	14
Контактная информация	14
Телефоны	14
Время работы	14
Адрес	14

# ХАРАКТЕРИСТИКИ

## Обзор

### **ORIGINAL OWNER BOAT and Hull #125 of the prestigious Manta Catamaran line.**

“Beesmej” is the ultimate blue water cruising catamaran, well equipped and sleeps six comfortably in three state rooms. The port hull features the **Owner’s Suite** with head and separate shower cubicle and companionway pantry storage and bookcases. The starboard hull features an aft VIP stateroom and forward guest stateroom. A Guest head is shared and a built-in bookcase lines the companionway. The vessel boasts a gourmet galley and an inviting and relaxing salon for lounging and entertaining. Generator, Solar Panels, AGM House Bank, Wind Generator, Water Maker, GPS Chartplotter w/Radar 'n AIS, Washer/Dryer, Dual Station AC units, Sling Seat, Cruising Chute w/sock and lots more.

Additional Specs, Equipment and Information: **Specs** Keel: Other Hull Shape: Catamaran  
**Dimensions** Beam: 21 ft 0 in LWL: 39 ft 10 in Minimum Draft: 3 ft 8 in Headroom: 6 ft 4 in Dry Weight: 16500 lbs **Engines** Engine 1: Engine Brand: Volvo Penta Engine Type: Inboard Drive Type: Sail drive Engine Power: 30 HP Engine 2: Engine Brand: Volvo Penta Engine Type: Inboard Engine/Fuel Type: Diesel Location: Port Drive Type: Sail drive Engine Power: 30 HP  
**Tanks** Fresh Water Tanks: (100 Gallons) Fuel Tanks: (120 Gallons)

### **DIMENSIONS**

LOA: 41.58 feet LWL: 39.83 feet BEAM: 21 feet BRIDGE CLEARANCE: 59.75 feet

### **TANKAGE**

**FUEL TANK:** 1 x 120 gallons baffled (3/16" epoxy-coated aluminum fuel tank with remote gauge, deck fitting and accessible) **WATER TANK:** 1 x 100 gallons baffled (3/16" epoxy-coated aluminum w/remote gauge and deck fitting) **HOLDING TANKS:** Two x 20 gallon (polyethylene) with y-valve, level gauge, macerator pump and deck fitting **PROPANE:** 1 x 20 lb Propane bottle with gauge in vented locker w/remote shutoff

### **ENGINES**

Twin Volvo Penta D1-30 FWC diesel engines Power: 30hp each Hours: 1100 hrs each (well maintained on regular schedule) Volvo Saildrives w/ Volvo 3 Blade Folding Propellers w/line cutters Easy access via after berths with hydraulic assisted bunk lifts Puratech Fuel Polishing system Sea Water Strainers Engine Room Blowers Two 115 amp Alternators

### **ACCOMMODATIONS**

“Beesmej” is the ultimate blue water cruising catamaran which sleeps six comfortably in three state rooms. The port hull features the Owner’s suite; head and separate shower cubicle and companionway pantry storage and bookcases. The starboard hull features an aft VIP stateroom

and forward guest stateroom. A Guest head is shared and a built-in bookcase lines the companionway. The vessel boasts a gourmet galley and an inviting and relaxing Salon for lounging and entertaining. Two Cruisair (16k and 10k btu) reverse cycle AC/Heat units provide comfort throughout.

## INTERIOR

Interior finish is a blend of wood veneer, vinyl headliners, accented with Swanstone composite countertops, wood moldings, louvered wood doors and high durability synthetic teak and holly soles.

## MAIN SALON

- L-shaped settee w/Reggae Spruce upholstery with storage under
- Large adjustable dining table and two ottomans
- Wet Locker TV cabinet and door for flat screen TV
- **GALLEY** • U-shaped galley with large counter space; integral trash bin, drawers and storage
- Force 10 propane stove upgraded to 4-burner
- Large Swanstone sink with hot and cold water mixer
- Force Ten upgraded four burner propane stove/oven with storage locker below
- Top loading, 10 cubic ft. Adler Barbour refrigeration/freezer with digital thermostats with 6" foam insulation and divider
- Storage cabinets above and below in galley area
- Nature Pure Water Purifier
- Fresh water filter to trap silt from shore supply
- Village Marine "Little Wonder 300" water maker with new membrane
- **NAV STATION** • Navigational area with chart storage and locker with adjustable shelves

## PORT HULL (Owners Cabin)

- Head area, separate shower stall with teak seat and curtain, Swanstone sink, mirror, marine toilet, vanity, and cabinets
- Companionway pantry storage inboard and outboard
- Large bookcase in port companionway
- Owner's stateroom with queen size bed facing fore and aft. V sprung mattress w/individual covers for springs (to inhibit corrosion) made by Marine Mattresses UK
- Settee, large cedar-lined hanging locker, drawer space, and extra storage locker.

## STARBOARD HULL (Guest Cabins)

- Forward cabin with double-size berth, settee, hanging locker, drawers and storage lockers
- Dual access head with Swanstone sink, mirror, separate shower, curtain and marine toilet
- Large bookcase in starboard companionway
- Aft cabin with queen-size berth facing athwart ship. V sprung mattress w/individual covers for springs (to inhibit corrosion) made by Marine Mattresses UK
- Settee, cedar-lined hanging locker, drawers

## SAILS & RIGGING

Full batten 10.3 oz high modulus dacron mainsail with three reefs and Boom bag sail cover Lazy Jacks mounted to spreaders and Boom basket Strong Sail Track and Slide System Garhauer 20:1 Adjustable rigid boom vang Dutchman boom brake Self-tacking, full batten 8.3 oz. high modulus macro jib with Camber Spar, jib cover, topping lift and lazy jacks Main Halyard and Jib

halyard (Samson Validator II), main sheet and jib sheet (Samson XLSTM), and two single line reefs (Samson XLS Extra) lead to helm through deck organizer to sheet stoppers HARKEN 44 two speed self-tailing electric winch at helm Extra main halyard (Samson XLS) Jib downhaul system Winch handle Awlgrip TM painted aluminum mast and boom Stainless steel rigging with chafe protection All running rigging color coded . Extra line bag at helm Flag halyards and cleats All running hardware by Harken

I : 43.42 ft J : 14.92 ft P : 45.42 ft E : 16.25 ft Working Sail Area : 833.00 sq ft

## **GALLEY**

Force 10 propane stove upgraded to 4-burner Nature Pure Water Purifier Fresh water filter to trap silt from shore supply Village Marine "Little Wonder 300" water maker with new membrane

## **ELECTRICAL**

NextGen 5.5 Generator 110VAC (1963 hrs) Master Volt 80 A battery charger with temperature sensing Two 115 A Alternators Ultra Electrical Panel 12VDC and 110VAC w/digital meters that's hinged with excellent access to breakers Village Marine "Little Wonder 300" water maker with new membrane Six 85W Mono Crystalline Solar Panels w/Blue Sky 50a controller Six Full River AGM House Batteries (installed 2013) Two Optima Engine Start Batteries (installed 2013) West Marine battery combiner w/house 'n engine battery parallel switch Xantrex Link 10 Battery Monitor Two extra 12v outlets at HAV table Wind turbine with external regulator Techna Easy Fit electric toilets using fresh water KISS Grounding for SSB Dynaplate installed but not connected Three sets of LED variable intensity lamps white/red in cockpit LED Navigation running lights LED Anchor light Two sealed shower sumps with auto pump/out Combination steaming/foredeck light with s/s guard Remote shutoff for propane 12v Taylorbrite n.l CCF interior lighting Dimmer switch for main salon lighting 12v LED courtesy lights FlojetTM Sensor max VSD"" 12v water pressure pump Isotemp TM10 gal. 110-volt water heater with engine heat exchanger system Two PARTM manual marine heads Two Jabsco TM1950 gph 12v bilge pumps with auto switch Two Whale Gusher" manual bilge pumps All through-hulls and sea cocks are noncorrosive Forespar MarelonTM External switches for remote lighting under bunks Charles Industries TM 3.8 kw isolation transformer

## **ELECTRONICS**

C120 Raymarine chartplotter with Navionics charts Raymarine ST6002 Autopilot with Remote Raymarine ST60 Tridata System Raymarine ST60 Wind System AIS Commercial Grade transceiver Navtex Weather Doppler 4kW radar Radar alarm in both cabins plus on/off switches Aerial for SSB radio Icom IC-M700 Pro SSB radio Sirius Satellite radio Clarion CDM4/changer/remote 19" Toshiba flat screen with integral DVD player Icom 402B w/command mike VHF/DSC radio WiFi access system McMurdo Smartfind EPIRB

## DECK

• Molded anti-skid on all deck surfaces • Vinyl coated polyester mesh trampoline • Deck Netting along lifelines • Anchor chain locker • Maxwell vac 1000 anchor windless with foot switch • Custom stainless steel anchor rollers on bow and reserve anchor (dual system) • Stainless steel corner bow rails with integral seats • 30" stainless steel stanchions • Double lifelines and boarding gates forward (with integral hull step)(remove ... midships) and aft • All deck stanchions, handrails, cleats, ports, and hatches 316 stainless steel (moved from below) • Eight-12" Stainless steel bow, stern, spring line, and transom anchor cleats • Two stainless steel transom rails • One-12;" stainless steel anchor cleat • Molded fiberglass salon window louvers • Molded console with electronics • Bulkhead mounted stainless steel steering wheel with wheel brake • Adjustable Pompano 1101 "Elite" helmsman chair with foot rest • 6" Ritchie TMNavigator binnacle compass • Four stainless steel stern boarding rails • Two stainless steel cabin top rails • Two stainless steel cockpit hand rails • Six Bomar™ stainless steel opening deck hatches with screens • Nine Bornar™ stainless steel opening ports with screens • Polycast™ 3/8" acrylic tinted salon windows, with protective fiberglass louvers • Sling Seat above storage compartments in Cockpit • Four large foredeck lockers with locking latches • Bomar™ companionway door with locking handle • Welded anodized radar arch with integral fiberglass hard top with visibility hatch, Strataglass™ windshield with opening center window, and Taylorbrite™ CCF cockpit lighting • Two telescoping stern ladders

## HULL AND DECK CONSTRUCTION

• Ferro Super Shield exterior gel-coat • Hull, deck, and bulkheads constructed of triaxial, biaxial, and unidirectional fiberglass with vinyl ester, isophthalic resins, and Corcell™ (hull and deck) and Nida-core (subsoles and bulkheads); all vacuum bagged for stiffness, strength, and reduced weight • Laminated hull/deck joint • Collision bulkheads with watertight compartments and inspection plates in bow, stern and keels • Kevlar reinforced bow and keels • Deck hardware reinforced with aluminum plates molded into lay-up • Twin fiberglass fin keels molded integral with hulls • Twin high density foam/fiberglass elliptical rudders with 2" dia. solid stainless steel shaft

## GROUND TACKLE

Two Delta 44# anchors with 200ft Maggi Chain and 200ft nylon rode One Fortress Anchor with 20ft chain and 200ft line Maxwell 1500 Windlass with foot switch (up and down) on deck One 12 inch Stainless Steel Anchor Cleat

## SAFETY

Winslow Super Light Offshore Plus [serviced October 2014]

## RECENT MAINTENANCE

Both hulls underwent sandblasting, July 2014. Primed with Tuff Stuff and Anti-fouled with Islands 77. Both engines and generator have been serviced annually since new.

## MANUFACTURER PROVIDED DESCRIPTION

The Manta 42 MkIV is a product of the evolution of over 90 Mantas sailing the oceans of the world today. The MkIV incorporates features developed from owner feedback with thousands of ocean miles sailed. Each Manta was built to order and offers the best quality/value ratio of any production catamaran in the world today.

## Основная информация

**Тип судна:** Катамаран

**Модельный год:** 2008

**Год постройки:** 2008

**Страна:** United States

## Размеры

**Длина общая:** 42' 0" (12.80m)

**Длина по ватерлинии:** 39' 0" (11.89m)

**Ширина:** 21' 0" (6.40m)

**Мин. осадка:** 3' 8" (1.12m)

**Трапы:** 59' 0" (17.98m)

## Скорость, вместимость и масса

**Водоизмещение:** 16500 Pounds

**Вместимость воды:** 100 Gallons

**Объем топливного бака:** 120 Gallons

## Размещение

**Всего кают:** 2

---

## Корпус и палуба

---

**Материал корпуса:** Fiberglass

**Отделка корпуса:** Aluminum

---

## Информация о двигателе

---

**Двигатели:** 2

**Производитель:** Volvo Penta

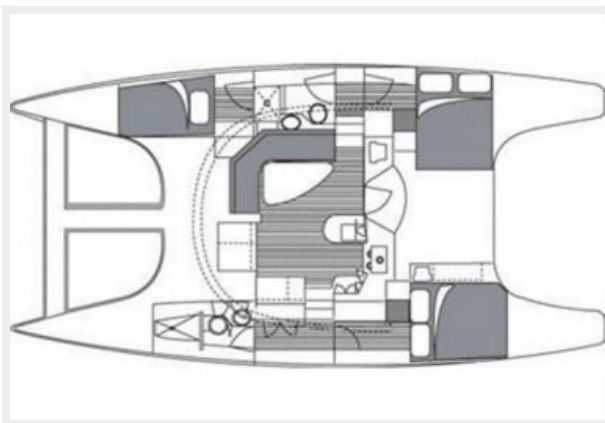
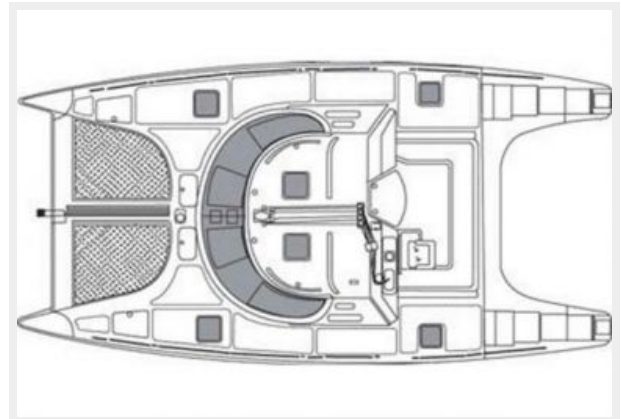
**Модель:** D1-30 FWC


**Тип двигателя:** Inboard

**Тип топлива:** Diesel



# ФОТОГРАФИИ











# КОНТАКТЫ

---

Андрей Шестаков (Andrey Shestakov) – ведущий яхтенный брокер отдела продаж яхт и судов компании Shestakov Yacht Sales Inc. Официальный представитель Shestakov Yacht Sales Inc. для русскоговорящих клиентов в центральном офисе компании в Майами/Форт Лодердейл/Флорида/США.

## Контактная информация

---

Email: **andrey@shestakovyachtsales.com**

Web: [shestakovyachtsales.com](http://shestakovyachtsales.com)

## Телефоны

---

Краснодарский край: **+7(918)465-66-44**

США, Майами, Флорида: **+1(954)274-4435**

## Время работы

---

Понедельник – Суббота: **9:00 - 21:00**  
EDT

Воскресенье: **Закрето**

## Адрес

---



Harbour Towne Marina, 850 NE 3rd St,  
STE 213, Dania, FL 33004