

HALCYON — HATTERAS



Судостроитель: HATTERAS

Год постройки: 2005

Модель: Моторная яхта

Цена: **ЦЕНА ЯХТЫ ПО ЗАПРОСУ**

Местонахождение: United States

Длина общая: 80' 0" (24.38m)

Ширина: 21' 3" (6.48m)

Макс. осадка: 5' 4" (1.63m)

Крейс. скорость: 20 Kts. (23 MPH)

Макс. скорость: 25 Kts. (29 MPH)

Купить **HALCYON — HATTERAS** а также выбрать подходящую вам яхту из нашего каталога яхт вам поможет опытный яхтенный брокер Андрей Шестаков. На сегодняшний день компания **Shestakov Yacht Sales Inc.** имеет большое количество яхт в **собственном списке продаж**, а также тесно сотрудничает со всеми крупными яхтенными производителями по всему миру.

Для того чтобы купить яхту **HALCYON — HATTERAS** а также проконсультироваться по любому вопросу связанному с покупкой, продажей, чартером яхт позвоните по телефону **+7(918)465-66-44**.

ОГЛАВЛЕНИЕ

ОГЛАВЛЕНИЕ	2
ХАРАКТЕРИСТИКИ	4
Основная информация	4
Размеры	4
Скорость, вместимость и масса	4
Размещение	4
Корпус и палуба	5
Информация о двигателе	5
ПОДРОБНОЕ ОПИСАНИЕ	6
SALON	6
DINING	6
GALLEY	6
ACCOMODATIONS	7
WHEELHOUSE	8
ELECTRONICS, & NAVIGATION EQUIPMENT	8
FLYBRIDGE	9
MAIN ENGINES & ELECTRICAL	10
CAPTAIN & CREW ARRANGEMENT	10
DECK EQUIPMENT	11
SAFETY & EQUIPMENT	13
EXCLUSIONS	14
Исключения	14
Отказ от ответственности	14
ФОТОГРАФИИ	15
КОНТАКТЫ	20
Контактная информация	20
Телефоны	20
Время работы	20

Адрес	20
-------	----

ХАРАКТЕРИСТИКИ

Основная информация

Тип судна: Моторная яхта	Подкатегория: Sky Lounge
Модельный год: 2006	Год постройки: 2005
Страна: United States	Регистрационный номер: 1177018 - HATGS616H506
Верх: Enclosed	Открытая палуба мостика: Да

Размеры

Длина общая: 80' 0" (24.38m)	Ширина: 21' 3" (6.48m)
Макс. осадка: 5' 4" (1.63m)	

Скорость, вместимость и масса

Крейс. скорость: 20 Kts. (23 MPH)	Макс. скорость: 25 Kts. (29 MPH)
Водоизмещение: 190000 Pounds	Вместимость воды: 326 Gallons
Вместимость сточного бака: 388 Gallons	Объем топливного бака: 2858 Gallons

Размещение

Всего кают: 4	Каюта капитана: Да
Каюты экипажа: 2	Спальных мест экипажа: 4
Комм. состав экипажа: 1	

Корпус и палуба

Материал корпуса: Fiberglass

Информация о двигателе

Двигатели: 2	Производитель: Caterpillar
Модель: Model C-30	Тип топлива: Diesel

ПОДРОБНОЕ ОПИСАНИЕ

SALON

All the way aft on the main deck is the main salon area. The main salon area has large fixed windows port and starboard with drop down blinds. All the way aft is a polished stainless steel framed two-part glass sliding electric door out to the aft deck. To port is the lounge sitting area. To starboard is a bar. The bar has a granite countertop and a recessed floor. At the bar top are 3 loose chairs. In the bar top is an under mount stainless steel sink. Seen underneath the bar is a Scotsman model #DCE33A-1WB undercounter bin type ice machine and a Scotsman model #RFE33A-1WB undercounter refrigerator with icebox. To port is the lounge sitting area. The lounge sitting area has a large built-in U-shaped couch with finished wood cocktail table with inset glass panel and a pair of built-in side tables with lamps. Entertainment is provided to the main salon via:

- Samsung 46" LED color TV
- Prodigy integrated remote model #AVR-1904 A/V surround sound receiver
- Denon model #DVM-1815 5-disc DVD/CD player

DINING

To starboard of the galley is the dining salon. The dining salon has large fixed windows starboard side outboard fit with blinds. The dining salon has a finished wood table on finished wood fixed pedestal mount with 6 loose chairs. Along the house sides below the windows are storage cabinets. Forward is a lit glass display case and lower storage cabinet. All the way forward to starboard is a carpeted curved stairway with stainless steel handrails down to the guest area.

GALLEY

Aft of the wheelhouse on the main deck is the galley. The galley has granite countertops with finished upper and lower wood cabinetry and drawers. The following appliances are seen in the galley:

- Sub Zero model #650 refrigerator with lower freezer drawer
- Double under mount stainless steel sink with In-Sink-Erator garbage disposal unit
- Whirlpool undercounter dishwasher (new 2014)
- Whirlpool 4-burner glass top range
- Whirlpool model #GVS307PDB11 oven
- Sharp model #R-1870 microwave convection oven

Entertainment is provided to the galley via a Sharp Aquos 13" LCD color TV and a pair of

overhead speakers.

ACCOMODATIONS

MASTER STATEROOM The master stateroom has a king size berth in a fore and aft arrangement off of the after bulkhead. The after bulkhead is mirrored. There are twin nightstands with reading lamps. In the hull side are large polished stainless steel framed fixed windows. The center window starboard side is a large dogged and gasketed port light. Along the hull sides port and starboard are built-in sets of chest of drawers. There is storage underneath the master stateroom bed which is hinged and lifts up on a gas assist. Starboard side forward is a cedar lined hanging locker. Port side forward behind a double hinged door is a second cedar lined hanging locker. All the way aft port side is a large cedar lined walk-in closet with shoe rack. Entertainment is provided to the master stateroom via a Sharp Aquos 31" LED color TV, a DirecTV HD satellite receiver, and a Sony model #SLVD370P combination DVD/VHS player. Also seen in this stateroom is a Panasonic model #KX-T7731 ship's telephone. Starboard side aft is entry into the large enclosed head. The enclosed head has a granite countertop vanity with dual mirrored medicine cabinets, toilet, and large granite lined glass enclosed shower with bench seat. This head has full mirrored walls and overheads with granite tile flooring. Aft of the stairway is a linen closet. Opposite the stairway port side is an art display stand. All the way aft at the end of the passageway is a double door into the master stateroom. There are two steps down into the master stateroom. **VIP STATEROOM** Starting all the way in the lower deck are the guest areas. The guest areas are accessed by a carpeted curved companionway starboard side from the dining salon. There is a central passageway which leads centerline fore and aft. At the forward end of this passageway is the VIP stateroom. The VIP stateroom has a queen size berth in a fore and aft arrangement off of the forward bulkhead. In the overhead is a painted aluminum framed dogged and gasketed Plexiglas hatch out to the foredeck fit with privacy and vermin screen. The forward bulkhead of the stateroom is mirrored. In the upper hull sides port and starboard are storage cabinets. Underneath the bed is a storage drawer. Port and starboard aft are cedar lined hanging lockers. There are no A/V or entertainment electronics seen in this stateroom. All the way aft to port is entry into the enclosed head. The enclosed head has a granite countertop vanity with under mount sink, large mirrored medicine cabinet, toilet, and enclosed shower. Centerline aft is the entry door leading to the forward passageway. **PORT GUEST CABIN** Midships off of the guest passageway port side is entry into the port guest cabin. The port guest cabin has a full berth in a fore and aft arrangement off of the after bulkhead. At the berth are twin nightstands with reading lamps. The after bulkhead is mirrored. Along the hull side and across the top of the bulkhead are storage cabinets. In the hull side is a polished stainless steel dogged and gasketed port light. Outboard is a built-in set of chest of drawers with lower storage cabinets. Outboard forward is a cedar lined hanging locker. Forward is entry into the enclosed head. The enclosed head has a granite countertop vanity with under mount sink, large mirrored medicine cabinet, toilet, and combination enclosed shower and tub. **STARBOARD GUEST CABIN** At the forward end of the passageway, starboard side, is entry to the 4th stateroom, with upper and lower bunks. (This area was originally built as an office, and was converted in 2014 into a stateroom, whereas on most 80's it is factory built as a stateroom. It is this broker's opinion, that the result is

an even better, more comfortable, and usable stateroom than that found on those with the factory built configuration. There is also an opening port light, and of course its own ensuite head and shower. The enclosed head has a granite countertop vanity with under mount sink, large mirrored medicine cabinet, toilet, and enclosed shower. **LAUNDRY** At the aft end of the passageway starboard side just forward of the stairway is a laundry center. Seen inside the laundry center is a Maytag model #MET3800XWO combination stacker washer/dryer.

WHEELHOUSE

Starting all the way forward on the main deck is the wheelhouse. The wheelhouse has fixed windows port and starboard with a two-panel windshield forward. At the windshield is a windshield wiper with wash. Forward to starboard is the helm console. At the helm console is a Stidd upholstered helm chair on adjustable stainless steel pedestal mount with backrest and armrests. Port and starboard are dogged and gasketed pantographic doors out to the port and starboard foredeck. Port side forward is a bench seat with granite countertop table on polished stainless steel fixed pedestal mount. Port side aft is a second settee on a raised platform with granite table on polished stainless steel pedestal mount with stainless steel footrests. Starboard side aft is the main electrical switchboard. Above is the 24-volt DC electronics battery panel. Port side aft above the settee are 24-volt DC ship's service #1 and 120/240-volt AC ship's service panel #1 distribution panels. Centerline aft is a pocket door leading aft to the galley and main salon. Starboard side aft is the main deck day head. The day head has a granite countertop vanity with under mount sink and toilet. The day head has a mirrored overhead with granite tile soles. Entertainment is provided to the wheelhouse via a Sharp Aquos 13" LCD color TV and a pair of overhead speakers.

ELECTRONICS, & NAVIGATION EQUIPMENT

"HALCYON" is a dual station yacht with all of her electronics, communication, navigation equipment being located in the wheelhouse and enclosed upper bridge. New Yacht Controller remote control in 2014.

LOWER HELM

- Furuno Navnet multifunction unit with Furuno 15" display with radar, plotter, and sounder. The display also has video input from the Elbex CCTV camera system.
- Hatteras designed, built, and installed electronic ship's monitoring system display
- Northstar model #972 GPS plotter
- Northstar model #6000i GPS plotter
- Simrad model #IS15 multifunction depth display
- Simrad model #AP25 autopilot
- ICOM model #IC-M602 VHF radio with remote ram mic in the upper bridge station
- (2) ACR spotlight controls
- TRAC digital stabilizer control

- Stainless steel destroyer type helm
- American Bow Thruster bow thruster control
- Caterpillar electronic single lever engine controls
- Windshield wiper control panel with wash
- Remote VHF ram mic off of the enclosed upper bridge VHF radio
- Ritchie Powerdamp compass

UPPER HELM (SKYLOUNGE)

- Furuno Navnet multifunction unit with Furuno 15" display with radar, plotter, and sounder. The display also has video input from the Elbex CCTV camera system. Hatteras designed, built, and installed electronic ship's monitoring system display
- Northstar model #972 GPS plotter
- Northstar model #6000i GPS plotter
- Simrad model #IS15 multifunction depth display
- Simrad model #AP25 autopilot
- ICOM model #IC-M602 VHF radio with remote ram mic in the upper bridge station
- (2) ACR spotlight controls
- TRAC digital stabilizer control
- Stainless steel destroyer type helm
- American Bow Thruster bow thruster control
- Caterpillar electronic single lever engine controls
- Windshield wiper control panel with wash
- Remote VHF ram mic off of the enclosed upper bridge VHF radio
- Ritchie Powerdamp compass

FLYBRIDGE

All the way on the top deck is the enclosed flybridge and sky lounge. It is accessed from the interior via a finished wood curved stairway up from the galley and salon area. The enclosed flybridge and sky lounge has large fixed windows port and starboard with a two-paneled windshield forward with windshield wiper and wash. All the way aft is a polished stainless steel sliding locking door out to the upper aft deck. Port side forward is the helm console. At the helm console are a pair of upholstered Stidd helm chairs on polished stainless steel adjustable

pedestal mounts with adjustable backrests, armrests, and footrest. Aft of the console port side is a small bar with granite countertops and bar top. In the bar is a stainless steel under mount sink with faucet. At the bar are a pair of upholstered barstools with backrests and stainless steel footrests on fixed polished stainless steel pedestal mounts. Underneath the bar is a Scotsman model #DCE33A-1WB undercounter bin type ice machine and a Scotsman model #RFE33A-1WB undercounter refrigerator with freezer compartment. Port side aft is a small lounge with L-shaped upholstered couch and small finished wood cocktail table on fixed base. In the starboard aft corner is entry into the enclosed upper day head. The day head has a marble countertop with under mount sink, mirrored outboard wall, toilet, mirrored ceiling and granite tile soles. There is a 31" LED HDTV on an electric lift with a set of overhead Polk Audio speakers.

MAIN ENGINES & ELECTRICAL

The following gear and equipment is noted in the engine room:

- (2) Caterpillar model C-30 turbo charged freshwater cooled marine diesel engines each rated for 1,550-hp at 2300 RPM. 400 Engine Hours (approx. as of 2/5/2015)
- (2) Onan 27.5-kW/kva naturally aspirated marine diesel electric generators. The generators are rated for 27.5 kva/kW, 120/240-volts AC, single phase, 60-hz at 1800 RPM and 114.6 amps. Generator Hours: Port 1,234 hours, Starboard 1,045 hours (as of 2/5/2015)

CAPTAIN & CREW ARRANGEMENT

The crew accommodations are accessed by a lockable latched and gasketed door from the aft deck via a fiddley with molded fiberglass steps with nonskid finish. At the top of the fiddley is a single overhead light and access panel to the salon door control. At the bottom of the fiddley is a hinged hatch providing access to a storage area. Forward from the crew accommodations passageway is a latched and gasketed dogged finished door with round viewing port leading to the engine room. To port is a crew cabin with single upper and lower berths. In the overhead are stereo speakers with separate volume control off the central music system. This space is monitored by an optical smoke detector. The crew cabin is fully air conditioned with a dedicated fan coil unit. Aft is a cedar lined locker. This crew cabin is finished with vinyl soles, vinyl wallcoverings and overheads, and varnished wood accents and nightstands. There is storage provided beneath the lower bunk. The upper bunk is a Pullman type which folds away to store. In the locker is a 2½-lb. portable fire extinguisher. At the foot of the lower bunk is a small storage area. Each bunk has a dedicated LED reading lamp. Just outside the port crew cabin are a set of stacked Sub Zero refrigerator freezers with remote LCD temperature monitoring and auxiliary cooling fans with control switches. To starboard from the crew passageway is the captain's cabin. The captain's cabin is furnished with a double size berth extending inboard from the outboard side. Aft is cedar lined hanging locker with access back into the steering compartment. This space is finished with vinyl wallcoverings, vinyl soles, and vinyl overheads. There are high gloss varnished teak wood built-in cabinets and accents. Entertainment is provided by overhead

mounted stereo speakers with separate volume control off the central music system. A Panasonic multifunction telephone is provided. At the base of the bunk is a hinged section on pneumatic ram assist providing access to a deep storage area. Seen stowed here are numerous personal flotation devices and a Prop-Smith propeller removal tool. The captain's cabin is monitored overhead by an optical smoke detector. Opposite the captain's cabin is a shared head. The head is finished with vinyl wallcoverings, mirrored overhead, and vinyl soles. There is a vanity sink with solid surface countertop and mirrored cabinet upper. Aft is a stall shower. Forward is a Headhunter Royal Flush toilet. The head is air conditioned and furnished with an overhead extractor fan. A GFCI protected 110-volt AC outlet is provided. Opposite the shared head is a laundry center consisting of a Whirlpool Thin Twin stacked washer/dryer. Aft on centerline is a quick acting dogged and gasketed lockable alarm monitored hinged hatch out to the swim step. There is a stainless steel hinged ladder with composite treads. Beneath the ladder is a hatch access back to the steering compartment. Adjacent to the ladder is a 110-volt AC outlet and a central vacuum system outlet. Located in the after portion of the lazarette is a Halon portable fire extinguisher and a 10-lb. dry chemical portable fire extinguisher. The crew accommodations passageway is finished in a high pressure laminate wallcovering with vinyl overheads and vinyl soles. It is well lit with overhead spotlighting.

DECK EQUIPMENT

The painted nonskid decks of the foredeck are protected via low boxed bulwarks upon which are polished stainless steel hoop rails. On top of the bulwarks are polished stainless steel cleats. In the bulwarks are large freeing ports. All the way in the bow centerline is a polished stainless steel anchor chute with dual nylon rollers. Fastened to the back end of the anchor chute is a stainless steel flagstaff socket. Aft of the chute is the Maxwell anchor windlass and chain stopper. In the deck port and starboard are footswitches for the anchor windlass. Centerline of the deck aft of the anchor windlass is a dogged and gasketed hatch to the forepeak. Inside the forepeak chain bin are a pair of bolted steps. The forepeak chain bin is unlit and finished in white gelcoat. The chain bin itself is unlined and drains aft to the after bilge. Seen inside the chain bin is the following:

- Maxwell anchor windlass hydraulic motor and gearbox
- Stainless steel bell mouth spurling pipe with stainless steel chute to direct chain to the center of the bilge
- Spare anchor rode and lines

In the front of the house centerline is a lift up hatch on gas assist to a locker. Inside the locker is a tide ride and swim ladder storage, a 100-amp, single phase, 240-volt AC shore cord on electric shore cord reel, a 50-amp, single phase, 240-volt AC shore cord on electric shore cord reel, (2) telephone and TV receptacles, a dockside water connection, and a freshwater washdown connection. The forward housetop has a nonskid finish as well as the wheelhouse top. Seen on the wheelhouse top is a chrome plated brass dual trumpet horn and a pair of ACR spotlights. The nonskid decks of the side decks extend aft amidships and are protected by the same boxed

bulwarks with bolted polished stainless steel hoop rails. At the aft end are hinged boarding gates. At the boarding gates are anodized aluminum tide ride receivers. In the house side opposite the boarding gate is a pantographic dogged and gasketed door into the wheelhouse. In the house sides port and starboard forward are dogged and gasketed bosun's lockers on gas assist. On top of the bulwarks starboard side is a polished stainless steel waste and gray water pump out fitting, a water fill, and a diesel fill fitting. The nonskid decks of the catwalks along the full width main deck port and starboard are unprotected. There is a powder coated stainless steel handrail provided. On top of the deck are bolted polished stainless steel cleats with stainless steel chafe bars. On the upper house sides port and starboard are fiberglass whip antennas and the red and green running lights. In the top of the side decks starboard side aft are four polished stainless steel diesel fills. The painted nonskid decks of the aft deck are protected by low boxed bulwarks port, starboard, and aft and overhead via the boat deck overhang. Recessed in the overhead is lighting, a pair of speakers, and an Elbex CCTV camera in a plastic dome. Forward centerline is a polished stainless steel two-part electric sliding door into the salon. Port side is a stairway up to the boat deck and upper sun deck. Inboard and underneath the stairway up to the boat deck is a door with access down to the crew quarters and engine room. Port and starboard are flip up and swing open boarding gates. At each boarding gate is an anodized aluminum tide ride receiver. All the way aft centerline is a built-in bench seat with cover and storage underneath. At the bench seat is a varnished teak table with custom inlay on twin polished stainless steel fixed pedestal mounts. At the table are four loose teak deck chairs. In the port and starboard aft corners are line handling stations. At each line handling station is a Maxwell 2200 24-volt DC electric line handling windlass. At each windlass is a bolted stainless steel cleat. At each windlass and up the back of the transom are polished stainless steel fairleads. Inboard of each line handling capstan is a polished stainless steel hoop rail style hinged gate leading to steps to the swim platform. The steps have a nonskid finish and are provided with courtesy lights. In the stairwell port side is a shower station with telescoping showerhead and hot and cold faucet. At the bottom of the stairway port side is a freshwater washdown connection. Starboard side is an oil change fill discharge quick connect fitting. The nonskid decks of the swim platform are protected via removable stainless steel hoop rails in sockets. In the perimeter of the deck are a pair of polished stainless steel popup cleats. In the back of the transom centerline is a quick acting dogged and gasketed door with lockset into the crew quarters. The nonskid decks of the upper aft deck are accessed via a stairway up from the main aft deck with a dogged and gasketed hinged lift up hatch on gas assist. The nonskid decks are protected by low boxed bulwarks port and starboard with bolted polished stainless steel hoop rails and overhead by the enclosed flybridge hardtop extension. In the hardtop extension are lights. Forward centerline is a polished stainless steel sliding door into the sky lounge. Port and starboard are the engine room ventilation trunk demister grills. Centerline on the deck is a built-in U-shaped lounge with fiberglass table on twin polished stainless steel fixed pedestal mounts. All the way aft is the boat deck. Seen on the boat deck are two new Yamaha Waverunners with chocks. There is a Marquipt hydraulic davit and a 6-person canistered life raft on hydrostatic release. Port side is a spare anchor in anchor chocks. All the way aft centerline behind the Waverunners is a stainless steel socket for a jackstaff and the stern light. The nonskid decks of the enclosed flybridge top are accessed via a removable anodized folding aluminum ladder with sockets on the starboard aft corner from the upper aft deck. The enclosed flybridge top is unprotected around the perimeter. There are polished

stainless steel handrails provided. Seen centerline aft is a painted aluminum mast. Port and starboard of the mast are spotlights. Seen on top of the enclosed flybridge top and mast is the following:

- KVH TracPhone 252 satellite phone antenna dome
- Furuno GPS antenna
- (2) Northstar GPS antennas
- Furuno model #RSB0072 marine radar antenna unit
- Satellite TV dome
- Forward steaming light
- Anchor light
- Lightening rod
- (3) Flag halyards

SAFETY & EQUIPMENT

- (5) Type IV throwable personal flotation devices
- (8) Adult Type I U.S. Coast Guard approved personal flotation devices
- (7) Adult Type II U.S. Coast Guard approved personal flotation devices
- Overhead mounted optical smoke detectors throughout
- Automatic/manual FM200 engine room fixed fire suppression system with shutdown interlocks
- Engine room post discharge evacuation fan
- (5) 2½-lb. dry chemical portable fire extinguishers
- (6) 10-lb. dry chemical portable fire extinguishers
- Halon portable fire extinguisher
- Pneumatic horn
- Full set of required navigation lights
- (2) Fixed remote searchlights
- Good ground tackle
- Spare anchor
- Excellent navigation and communication equipment
- (6) Rule 3,700-gallon per hour 24-volt DC automatic/manual bilge pumps
- (6) High water alarms
- Integrated ship's alarm and monitoring system
- Engine room and aft deck closed circuit television camera system
- Magnetic compasses
- Category II GPIRB
- Flare kit with expired handheld flares including smoke signals, parachute flares, and pistol type
- Unmounted man overboard throw ring with heaving line
- First Responders first aid kit
- Basic first aid kit

- Handheld air horn
- PUR Survivor-06 hand operated emergency watermaker
- Proper ship's bell
- 9-person canistered life raft on hydrostatic release

EXCLUSIONS

While every effort has been made to list all pertinent included equipment aboard "HALCYON" there may be some personal belongings aboard. Prospective purchasers should assume any item not specifically mentioned herein, will not convey at closing. Note: Satellite television receivers may be the property of the television service provider, in which case they will not convey with the sale of the vessel. These specifications are preliminary, may contain errors, and are currently pending owner review and approval.

Исключения

При продаже яхты исключаются личные вещи владельца.

Отказ от ответственности

Компания предоставляет описание судна или яхты добросовестно, но не может гарантировать точность этой информации, а также не ручается за техническое состояние. Покупатель должен проинструктировать своих агентов или оценщиков исследовать представленную информацию более подробно, по собственному желанию. Продажа судна или яхты, изменение цены или снятие с продажи будет происходить без предварительного уведомления.



ФОТОГРАФИИ











КОНТАКТЫ

Андрей Шестаков (Andrey Shestakov) – ведущий яхтенный брокер отдела продаж яхт и судов компании Shestakov Yacht Sales Inc. Официальный представитель Shestakov Yacht Sales Inc. для русскоговорящих клиентов в центральном офисе компании в Майами/Форт Лодердейл/Флорида/США.

Контактная информация

Email: **andrey@shestakovyachtsales.com**

Web: **shestakovyachtsales.com**

Телефоны

Краснодарский край: **+7(918)465-66-44**

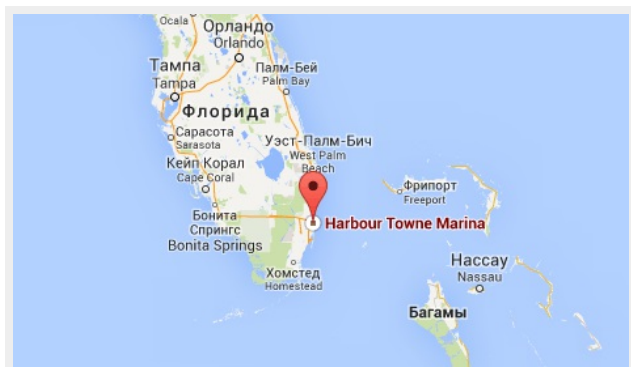
США, Майами, Флорида: **+1(954)274-4435**

Время работы

Понедельник – Суббота: **9:00 - 21:00**
EDT

Воскресенье: **Закрито**

Адрес



Harbour Towne Marina, 850 NE 3rd St,
STE 213, Dania, FL 33004