

50FT 2002 BENETEAU 50 — BENETEAU



Builder: BENETEAU

Year Built: 2002

Model: Cruising Sailboat

Price: PRICE ON APPLICATION

Location: Panama

LOA: 50' 0" (15.24m)

Beam: 14' 8" (4.47m)

Max Draft: 8' 0" (2.44m)

Cruise Speed: 7 Kts. (8 MPH)

Max Speed: 9 Kts. (10 MPH)

Our experienced yacht broker, Andrey Shestakov, will help you choose and buy a yacht that best suits your needs 50ft 2002 Beneteau 50 — BENETEAU from our catalogue. Presently, at Shestakov Yacht Sales Inc., we have a wide variety of yachts available on our sale's list. We also work in close contact with all the big yacht manufacturers from all over the world.

If you would like to buy a yacht 50ft 2002 Beneteau 50 — BENETEAU or would like help answering any questions concerning purchasing, selling or chartering a yacht, please call +1(954)274-4435

TABLE OF CONTENTS

TABLE OF CONTENTS	2
SPECIFICATIONS	4
Basic Information	4
Dimensions	4
Speed, Capacities and Weight	4
Accommodations	4
Hull and Deck Information	4
Engine Information	5
DETAILED INFORMATION	6
Key Features	6
Specifications	6
Sail Area	9
Keel Details	10
Manufacturer Provided Description	10
Exclusions	10
Disclaimer	10
PHOTOS	11
Foredeck	11
Sailing 2	11
Deck	11
Cockpit	11
Starboard Winch	12
Port Winch	12
Starboard Helm	12
Generator	12
Galley	12
Nav Center	13
Salon	13

Salon	13
At Anchor	13
Forward Cabin	13
Forward Cabin	14
Head Fwd	14
Aft Cabin	14
Head Aft	15
Engine	15
Engine	15
Freshy Maintained	15
Hull	15
Folding Prop	15
Keel	16
3 Cabin Layout	16
Manufacturer Provided Image	16
3 Cabin Layout	16
CONTACTS	17
Contact details	17
Telephones	17
Office hours	17
Address	17

SPECIFICATIONS

Basic Information

Category: Cruising Sailboat

Model Year: 2002

Year Built: 2002

Country: Panama

Dimensions

LOA: 50' 0" (15.24m)

LWL: 45' 5" (13.84m)

Beam: 14' 8" (4.47m)

Max Draft: 8' 0" (2.44m)

Speed, Capacities and Weight

Cruise Speed: 7 Kts. (8 MPH)

Max Speed: 9 Kts. (10 MPH)

Displacement: 30900 Pounds

Water Capacity: 160 Gallons

Holding Tank: 21 Gallons

Fuel Capacity: 240 Gallons

Accommodations

Total Cabins: 3

Total Berths: 3

Total Heads: 3

Hull and Deck Information

Hull Material: Fiberglass

Engine Information

Engines: 1

Manufacturer: Volvo Penta

Model: TMD 22

Engine Type: Inboard

Fuel Type: Diesel

DETAILED INFORMATION

Key Features

Extended Keel & Rudder

Increased Fuel Capacity

Increased Water Capacity

Spinnaker (North Sails)

Electric Winches

Increased Battery Bank

Charger/Inverter

Generator

Water Maker

Complete Electronics plus Forward Looking Sonar

Solar Panels

Dinghy

Outboard

Liferaft

Specifications

Description

Brand:	Benéteau
Hullnumber:	270
LOA:	15,48 m (51 ft)
Draft:	2,40 m
LWL:	13,85 m (45.5 ft)

Displacement: netto ~ 14 ton
 Designer: Bruce Farr
 Beam: 4,48 m (14.7 ft)
 Keel Ballast: 5 ton

Construction

Hull Material: Fiberglass
 Rudder Type: Spade Rudder (2 ft longer than Standard)
 Keel Type: Wing keel (long Version, see pict.)
 Deck Material: Teak
 Steering: dual

Engine

No. of Engines: 1
 Brand: Volvo Penta
 Model: TMD 22
 Cylinders: 4
 Consumption: ~ 4,5 l/h (1.2 gal/h)
 Cooling: Freshwater
 Hours run: 2.280 h
 max Speed: 8,5 kn
 Cruising Speed: 7 kn
 Type of Propeller: Max Prop(3 Blades, automatic self-feathering, see pict.)

Electrics

Voltage: 12 V
 Capacity: User: 850 AH; Motor: 100 Ah; Generator: 80 Ah
 Alternator: 2 x 60 A
 No. of Batteries: 7 (550Ah new, 10/14)
 Inverter: Victron 230V / 2.000
 Charger / Inverter:new in 10/2014
 Battery Chargers: Victron 1 x 12V / 80A
 Dolphin 1 x 12V / 40A
 Watt: 5 KW
 Generator Make: NextGen
 Hours run: ~ 1.007 h

Tankage:

No. of Fuel tanks: Capacity:	3 900 l (240 gal.)	Material: Plastic
No. of Watertanks: Capacity:	3 600 l (160 gal.)	Material: Fibreglass
No. of Holding tanks: Capacity:	1 80 l (21 gal.)	Material: Plastic

Water System

Pressurized Freshwater:	yes
Watermaker:	yes
Capacity:	90 l/h (~ 13 gal.)
Waterheating by Engine:	yes
Electrical Warmwater:	Raritan, 45 l (12 gal.)

Rig

Type:	Sloop
Sparmaker:	FranceSpa
Material:	Aluminium
Furling / Headfoil:	Profurl, Classic Line
Mainsail Reefing::	classic Reefing from Cockpit, Lazy Jacks
Spinnacker:	yes

Sails

Type:	
Mainsail	full battened - Elvstroem
Genoa	triradial, 140%, ~ 85 qm - North Sails
Gennacker	asymetric, ~ 180 qm - North Sails

Winch

Genoa:	2 x Lewmar 66
electric:	yes, 2
Manual:	yes, 2
Halyards:	2 x Lewmar 42
electric:	yes, 1
Manual:	yes. 2

Navigation Equipment

Compass:	2 (Standard)
Speed:	2 x Raymarine ST60
Wind:	2 x Raymarine ST60
VHF:	ICOM IC-M 501 Euro, GMDSS,DSC- Controller DS100
GPS:	Raymarine Raynav 300

AP-Course Computer: Raymarine SPX-30
 Forward Looking Sonar: Echopilot FLS - Silver Profi
 Depth: Raymarine ST60
 Radar: Raymarine SL70 Plus, Pathfinder

SSB: ICOM IC-M7000
 Autopilot: Raymarine ST6002 Plus
 AP Drive System: hydraulic
 EPIRB: ARC - RLB23 (in USA reg.)

General Equipment

Bilge pumps: 2 x electrical, 1 x manual
 Dinghy: Carib (9 ft)
 Life raft: yes (8 Persons)
 Outboard: Yamaha Enduro, 15 HP
 Bimini: yes, Beneteau
 Dodger: yes, Beneteau
 Solar panels: 4 mit 285 W/p

Accommodations

No. of Berths: 6
 No. of Bathrooms: 3
 Cooker: 2 Burners, Gas
 Fridge: 100 l (27 gal.)
 Air Conditioning: Owner Cabin, 8000 btu
 Dobbles: 3
 No. of Heads:: 3
 Oven: yes, Gas
 Freezer: 50 l (12 gal.), electrical
 Radio, USB-AUX Clarion
 No. of Cabins 3
 No. of Showers: 3
 TV yes
 Washing Machine: yes, hot and cold, 3 kg, ~ 15 gal. Water consumption
 Interior: Cherry

Sail Area

IJPE : 1027.00 sq ft I : 58.00 ft J : 19.83 ft P : 50.92 ft E : 17.75 ft Working Sail Area : 1027.00

sq ft

Keel Details

Keel #1 Keel Type: Deep Ballast: 9316 lb Max Draft: 8 ft

Manufacturer Provided Description

The deck layout on the Beneteau 50 includes wide sidedecks, a teak-covered bulwark, and judiciously located hatches that ensure easy and safe circulation on deck. The 50 features a dual cockpit configuration. The guest cockpit is well-protected and offers comfort for eight people around the standard table, while the crew cockpit has two steering positions and easy-access winches for the helmsman. A built-in step and a hinged door lead from the stern to an uncluttered passageway to both cockpits. Designed to be adaptable to different sailing programs, the Beneteau 50 offers two basic interior configurations including a four double-cabin layout, each with its independent head compartment, or two aft guest cabins and one forward master bedroom layout. An optional crew cabin in the forepeak is also available. The interior of the Beneteau 50 is offered either in standard wild cherry finish. Light and ventilation are ensured by 11 opening hatches, 14 opening ports, 6 fixed skylights, and 4 dorade boxes.

Exclusions

Owner's personal belongings.

Disclaimer

The Company offers the details of this vessel or yacht in good faith but cannot guarantee or warrant the accuracy of this information nor warrant the condition of the vessel. A buyer should instruct his representatives, agents, or his surveyors, to investigate such details as the buyer desires validated. This vessel or yacht is offered subject to prior sale, price change, or withdrawal without notice.

PHOTOS

Sailing 2



Foredeck



Deck



Cockpit



Port Winch



Starboard Winch



Starboard Helm



Generator



Galley



Nav Center



Salon



Salon



At Anchor



Forward Cabin






Head Fwd



Forward Cabin



Aft Cabin



Head Aft



Engine



Engine



Freshly Maintained



Hull



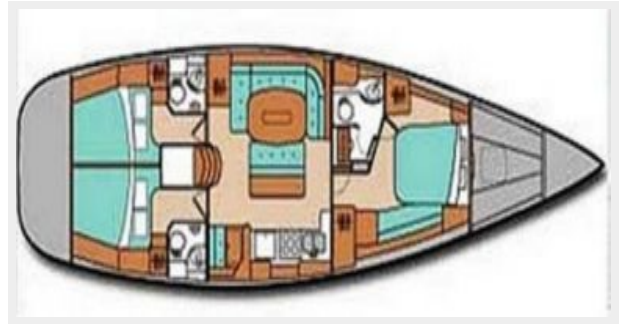
Folding Prop



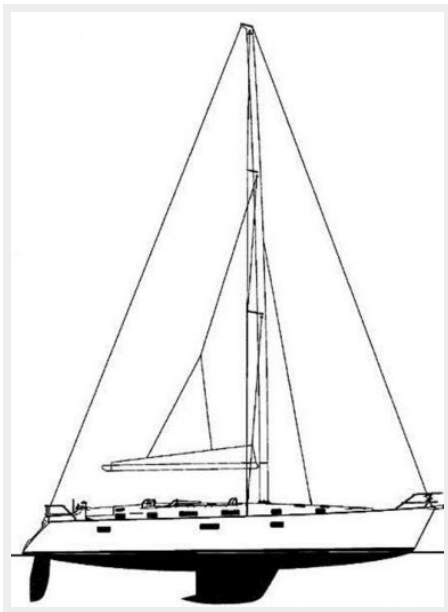
Keel



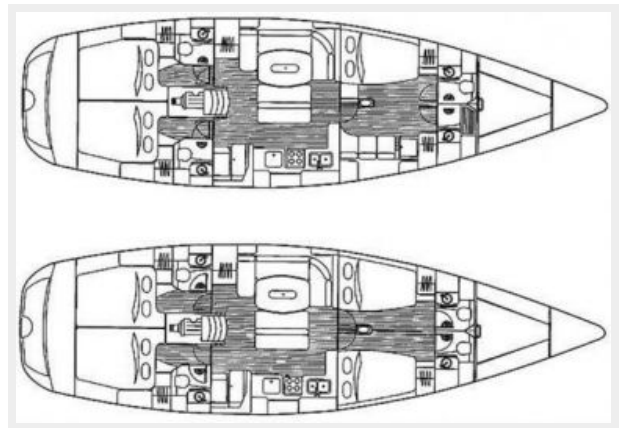
3 Cabin Layout



Manufacturer Provided Image



3 Cabin Layout



CONTACTS

Andrey Shestakov, leading yacht broker of the sales department of Shestakov Yacht Sales Inc. Shestakov Yacht Sales Inc., the official representative of the Miami/Fort Lauderdale FL headquarters.

Contact details

Email: andrey@shestakovyachtsales.com

Web: shestakovyachtsales.com/en/

Telephones

USA: +1(954)274-4435

Office hours

Monday – Saturday: **9:00 - 21:00** EDT

Sunday: **closed**

Address



Harbour Towne Marina, 850 NE 3rd St,
STE 213, Dania, FL 33004