

MIDNIGHT MOON — SELENE



Builder: SELENE

Year Built: 2007

Model: Trawler

Price: PRICE ON APPLICATION

Location: United States

LOA: 53' 0" (16.15m)

Beam: 16' 8" (5.08m)

Min Draft: 5' 9" (1.75m)

Cruise Speed: 50 Kts. (58 MPH)

Max Speed: 10 Kts. (12 MPH)

Our experienced yacht broker, Andrey Shestakov, will help you choose and buy a yacht that best suits your needs **Midnight Moon — SELENE** from **our catalogue**. Presently, at **Shestakov Yacht Sales Inc.**, we have a wide variety of yachts available on **our sale's list**. We also work in close contact with all the big **yacht manufacturers** from all over the world.

If you would like to buy a yacht **Midnight Moon — SELENE** or would like help answering any questions concerning purchasing, selling or chartering a yacht, please call **+1(954)274-4435**

TABLE OF CONTENTS

TABLE OF CONTENTS	2
SPECIFICATIONS	5
Overview	5
Basic Information	5
Dimensions	5
Speed, Capacities and Weight	6
Accommodations	6
Hull and Deck Information	6
Engine Information	6
DETAILED INFORMATION	7
Salon & Commissary	7
Galley	8
Pilot House	8
Pilothouse Electronics	10
Master Stateroom & Ensuite head	10
VIP Stateroom	11
Companionway & Guest Stateroom	12
Guest Head	12
Flybridge & Boat Deck	13
Flybridge Helm & Electronics	14
Engine Room/Mechanical & Fuel system	14
Electrical, Heating & Plumbing systems	15
Cockpit, Lazarette & Main Deck	17
Safety Equipment & Additional items included	18
EXCLUSIONS	19
Exclusions	19
Disclaimer	19
PHOTOS	20

Starboard side at dock	20
Transom	20
Pilothouse	20
Saloon looking forward	20
Saloon looking aft	20
saloon looking port aft	20
Saloon looking forward	20
Galley	20
Galley looking forward	21
Galley looking forward	21
Saloon looking forward	21
Pilothouse	21
Pilothouse looking starboard	21
Pilothouse from settee	21
Pilothouse looking port	21
Pilothouse settee	21
Pilothouse looking starboard	22
Stairs to companionway	22
Companionway looking at VIP	22
VIP Stateroom	22
Guest Stateroom	22
Guest Head	22
Master Stateroom looking aft	22
Master Stateroom- looking port	22
Master Stateroom- looking port	23
Marster Stateroom looking forward	23
Master head	23
Stairs to Salon and Engine room door	23
Stairs to flybridge	23

Flybridge looking forward	23
Flybridge helm	23
Boat deck- looking aft	23
Looking aft from bow pulpit	24
Forespar Mast with antenna mounts	24
Magma- Barbeque	24
Flybridge looking forward	24
Portugese bridge looking forward	24
Port side deck looking aft	24
Foredeck	24
Carlisle Finch- Spotlight	24
Forespar- Mast	25
Name boards	25
Engine room- Generator & wing engine	25
Engine room- Looking aft	25
Engine room- Looking forward	25
Engine room- looking to port	25
Yanmar- Wing Engine	25
Yanmar- Wing engine	25
"Midnight Moon" at dock	26
"Midnight Moon" at dock	26
Burgee	26
CONTACTS	27
Contact details	27
Telephones	27
Office hours	27
Address	27

SPECIFICATIONS

Overview

"Midnight Moon" is simply Pristine!

This 2007 53' Selene Ocean Trawler has been impeccably cared for by her first owner in fresh water moorage. She has the preferred second private stairwell to the master stateroom. All systems have been carefully planned, installed, and maintained to a very high degree. "Midnight Moon" is a very well equipped 53' with a beautiful Black hull that is in "Like New" condition both inside and out. She has an independent Yanmar wing engine with it's own shaft and PYI feathering propeller. Her outstanding equipment includes Wesmar stabilizers, HRO watermaker, bow and stern thrusters, well thought out electronics & navigation systems and much more.

"Midnight Moon" is located in Portland, OR and is ready to be shown at any time.

She is turnkey and ready to cruise. Easily the nicest 53 on the used Selene market.

BP

Basic Information

Category: Trawler

Model Year: 2007

Year Built: 2007

Country: United States

Dimensions

LOA: 53' 0" (16.15m)

LWL: 50' 10" (15.49m)

Beam: 16' 8" (5.08m)

Min Draft: 5' 9" (1.75m)

Speed, Capacities and Weight

Cruise Speed: 50 Kts. (58 MPH)

Max Speed: 10 Kts. (12 MPH)

Displacement: 95000 Pounds

Water Capacity: 600 Gallons

Holding Tank: 110 Gallons

Fuel Capacity: 1300 Gallons

Accommodations

Total Cabins: 3

Total Berths: 6

Total Heads: 2

Hull and Deck Information

Hull Material: Fiberglass

Engine Information

Engines: 2

Manufacturer: Cummins

Model: QSL9- 405HP

Engine Type: Inboard

Fuel Type: Diesel

DETAILED INFORMATION

Salon & Commissary

Salon:

The salon is accessed off the large aft cockpit through a Diamond Sea Glaze dutch door. Located to the port side of the salon is a large L-shaped black leather settee with gorgeous Hi/Low "Folding Leaf" teak table that opens up to seat 6. The salon settee will convert into a berth if desired. Directly to starboard are a pair of custom leather chairs that are incredibly comfortable. Forward is a built in LCD TV connected to Satellite receiver and Bose lifestyle stereo/DVD.

- L-shaped black leather settee to port w/ storage underneath
- 2 black leather chairs to starboard with storage cabinet behind.
- Cabinet with drawer storage aft to starboard
- Hi-Low "folding leaf" teak dining table w/ebony inlay
- 6- Stainless steel- Large sliding opening windows with screens- Tea color glass
- Diamond Seaglaze- Dutch door
- Cantalupi- Halogen overhead lighting w/dimmers
- Imtra- rope accent lighting
- Cabin reading lights
- Bamboo- Teak color- venetian blinds with window treatments
- Solid Teak and holly sole
- Teak Overhead Grab Rail
- Built in TV storage with sliding teak cover
- Sony- Bravia- LCD TV
- Bose- Lifestyle stereo system with subwoofer and 5 "jewelcube" speakers
- SeaTel- Satellite control panel
- Direct TV- Satellite receiver
- Hurricane hydronic heating outlets with teak faceplate and thermostat
- Remote- Engine, Wing Engine, and Generator battery switches
- Remote- Lock for Lazarette

Commissary

Access to Selene's famous commissary us through a large hatch just inside the salon door. The commissary has great storage capacity, deep freeze, and additional mechanical spaces. Included are:

- Grunert Holding plate freezer with remote compressor
- Large storage lockers with space for dry/canned goods
- Wine storage racks for 12 bottles
- Mechanical/electrical space with Fischer Panda Generator & (2)Inverters

Galley

Selene Trawlers are well known for their impressive galley and storage. The granite is gorgeous with detailed edge and two tier design. Well thought out storage area provides a place for everything. The galley can handle the needs for large meal preparation or a snack while underway. A private stairwell to starboard also gives easy access to owners' stateroom.

- Granite countertops
- Grohe- faucet with matching built in soap dispenser
- Franke- Double stainless steel sink
- Tip out storage in front of sink
- Broan 1055-K- Trash Compactor
- Fresh water filtration system
- SeaFreeze AC/DCrefrigerator/freezer
- Overhead cabinets w/hanging wine glass storage
- Ample drawers and Cabinets under Counter
- Bank of 8 Drawers on starboard side.
- Lighted glass storage and curved lockers at stairwell
- Force 10- 3 burner propane stove w/oven
- Xintex- S-2A Propanefume detector &control panel
- GE Microwave/Convection oven over stove with fan
- (4) Full extension pantry drawers behind stove
- Hurricane-hydrionic heater outlet with custom teak faceplate and thermostat
- Engine Room Hatch with gas strut and s/s ladder
- Teak and Holly Sole

Pilot House

The Selene Trawler pilothouse is ideal for safe comfortable passage making or a short trip to the San Juan or Canadian Islands. The teak table is a handy place for a meal while underway and her raised L-shaped settee gives you excellent visibility for the captain and crew. a Simrad wireless Autopilot remote gives you control while at the settee. "Midnight Moon" also has a full compliment of Simrad electronics that are a solid basis for safe navigation.

- Leather L Shaped Settee with excellent Visibility

- Teak Table at settee
- Diamond Seaglaze- Dutch Doors Port and Starboard
- Matching Leather Watch Berth that expands to 6'
- Chart Drawers under watch berth
- Cantalupioverheadlights with dimmersand LED step lights
- Cantalupi Red night lights
- Side table to starboardcleverly opens into a Chart Table.
- Raritan- Icerette- Ice maker
- Teak Overhead Grab Rails
- Port and Starboard Opening windows w/Screens
- Manship S/S opening hatch overhead with Ocean Airscreen
- Teak and Holly Flooring
- Cummins- Smartcraftenginecontrol panel
- Cummins- Analog engine gauges overhead
- Richie- Powerdamp compass
- Sidepower- Bow and Stern thruster controls
- Wesmar- Stabilizer control panel
- Yanmar-WingEngine display panel
- Glendinning- electronic engine controls for both main and wing engine
- Hurricane- Hydronic heat defroster system with three speed blower
- Selene 53 Safety Panel- Shows bilge pump and lighting status -Wema- Fuel tank gauges -Wema- Water tank gauges -Wema- High water Alarm (Engine room) -Fireboy- Remote fire system control panel
- Ultra Safety Systems- High water alarm - (5 station)
- Northern Lights- Generator remote start/stop panel with analog instrumentation
- Panda- Generator control panel
- HRO- Water maker remote control panel
- Carlisle Finch- Searchlight Control
- Exalto- Wiper control w/ Intermittent settings and windshield washer control
- Kahlenberg- Horn control panel with fog signal.
- VDO- Ruder angle indicator
- Maxwell-24V Windlass Breaker Panel
- (2) Maxwell- AA500C Windlass Controls
- Outback- Dual Inverter control panel
- Mastervolt- Batterycharger control panel
- (2)Mastervolt- Battery charge status panels
- (2)Xantrex- Pathmaker battery combiners
- Xantrex- Link 10- Battery status monitor
- Kiddie- Fire Extinguisher
- Flare kit
- Adventure Medical Kit- Marine Medical Kit 3000

- Hynautic hydraulic steering with traditional teak wheel
- ITR- Hurricane control and statuspanel
- Hurricane- Hydronic heat outlet with thermostat and custom teak faceplate

Pilothouse Electronics

- Simrad -WR20- Autopilot wireless remote
- Simrad- AI50- AIS system
- Simrad IS15 system with wind, depth, and speed data -IS15- Combi instrument (Pilothouse) -IS15- Anemometer (Pilothouse) -IS15- Combi instrument (Flybridge) - IS15- Combi Instrument (Master Stateroom)
- Simrad- RS86- VHF Marine radio with DSC
- ICOM- IC-M72 VHF Handheld Marine radio
- Interphase- iScan 180- Forward looking Sonar
- Wesmar- 100 Gyro Controller
- Remote control for camera system -(1)Cockpit Camera -(2) Engine room Cameras
- Cummins Smartcraft- Main engine monitoring panel
- Iridium- 9555 Satellite Phone and docking station
- 12VDC- Plug for accessories

Master Stateroom & Ensuite head

The master stateroom is located amidships below the pilothouse and has access from both the pilothouse and salon. With Selene's excellent acoustical insulation, it is easily the most quiet and relaxing area on the yacht. The head is to starboard and has plenty of light, heat and ventilation.

Master Stateroom:

- Queen Walk Around Berth Amidships
- Upgraded Mattress- Temperpedic
- Custom Hanging lockers to port with drawer storage inside
- 2 Cedar Lined Hanging Lockers, Drawers and Cabinet Storage
- Sony Bravia- Built-in LCD TV
- Direct TV- Satellite receiver
- Sony-1080i DVD player

- Hurricane hydronic heating outlet with thermostat and Custom teak faceplate
- Hurricane hydronic heating loops in hanging lockers
- Custom vanity with storage, large mirror, and Cantalupi light
- Cantalupi- Reading Lights
- Cantalupi- Overhead lighting
- Bose SA-2 Amplifier and speakers with remote
- Simrad- IS15-MEGA digital instrument (Anchor watch)
- Simrad RS87- VHF Marine radio
- Teak and Holly Sole
- 2 Opening Ports w/ Screens and privacy curtains

Master Head:

- Large Shower Stall with teak seat and grate and frameless shower door
- Grohe shower fixture w/ temperature control
- Granite Countertop w/ custom teak faced cabinetry
- Grohe S/S faucet and undermount sink
- Granite Tile Sole with stainless accents
- Hurricane hydronic heating w/ Hi/Low switch and teak faceplate
- Jabsco- Exhaust Fan
- Tecma- Fresh water flush head
- (2) S/S Opening portlights w/Screens
- Ample Storage cabinets

VIP Stateroom

People often come onto the Selene 53 and mistake the Forward VIP for the master stateroom. The VIP has an amazing amount of storage and comfort for your special guests.

- Centerline Queen Berth w/2 large drawers below
- (2) Lamp- Reading Lights
- Cantalupi- Overhead lighting
- (2) Hanging Lockers Cedar Lined
- Storage Cabinets Forward, Port & Starboard
- (4) Opening S/S Portlights w /Screens and Stainless Storm Covers
- Large Overhead Hatch w/ Oceanair Screen/Shade
- Pocket mounted telescoping ladder in hatch.
- Hurricane hydronic heating outlets with teak faceplates and thermostat
- Teak and Holly Sole

Bow Thruster locker

Below the VIP berth is a locker around the bow thruster. The locker is made water tight with a hinged lid that has a gasket and is bolted.

- Side Power SP155TC- 11hp Bow Thruster
- 24VDC lighting on auto switch
- Water tight lid
- Bilge pump w/ automatic switch
-

Companionway & Guest Stateroom

COMPANIONWAY At the base of the stairs from the pilothouse is the companionway running to all three stateroom. Midway down the stairs is a wonderful "Wet Locker" for fowl weather gear and at the base of the stairs is a full sized washer and dryer.

- Wet locker
- Hurricane hydronic heated loop in locker
- Dual color step lights Red/Yellow
- Asko- W6461 Washing Machine
- Asko- T731 Clothes Dryer

GUEST STATEROOM

The Guest stateroom can serve several purposes. Primarily, your guests will be comfortable in her large single berths with plenty of storage. The space also can serve as a small office as there is a desk and chair.

- 2 Single Berthsover and under runningFore and Aft
- 6" Mattresses with custom cover
- Cabin- Reading Lights at Berths
- One Cedar Lined Hanging Locker
- Large Drawers and Upper Cabinets
- Built-in Deskw/teakchair
- Printer on desk
- Hurricane hydronic heater outlets with thermostat and teak faceplate
- Teak and Holly Sole
- 2 Opening S/S portlights with Screens and Stainless Storm Covers

Guest Head

The guest head serves both guest and VIP staterooms. It is bright and has a large shower and good storage.

- Large Shower Stall with teak seat and grate and frameless shower door
- Grohe shower fixture w/ temperature
- Hurricane hydronic heating w/ Hi/Low switch and teak faceplate
- Jabsco- Exhaust Fan

- control
- Granite Countertop w/ teak cabinetry
- Grohe S/S faucet and undermount sink
- Granite Tile Sole
- Tecma- Fresh water flush head
- (2) S/S Opening portlights w/Screens
- Ample Storage cabinets

Flybridge & Boat Deck

The flybridge on "Midnight Moon" is spacious and exceptionally comfortable, with excellent running visibility from the Todd helm seats. There is a heavy duty aluminum mast providing ample lifting capacity for the tender as well as a base for the ship's radar and TV antennas. Just aft of the mast is a wonderful boat deck with storage for the tender and kayaks. Note the additional following features/options:

- Centerline Helm with comprehensive electronics & FRP/Plexiglas cover
- Hynautic- Steering with S/S destroyer style wheel
- Kahlenberg Air Horns
- Carlisle Finch- Search light
- Chart Area with hinged clear top
- Tinted Plexiglas Windscreen with stainless steel frame
- (2) Todd- Helm chairs w/ footrests
- L-shaped settee with FRP table w/ -Seating for 6 and storage -Propane locker
- Teak decks at helm
- Magnum- BBQ with dedicated propane tank
- S/S Wash Basin with Scandvik Folding Faucet
- Fresh Water- wash down faucet
- Forespar-Heavy duty mast and boom -(2)24VDC electric winches -Remote control for winches - Folding mast steps -Boom stabilization rigging
- AB- Alumina 12 ALX Aluminum console tender with Honda 30 HP four stroke engine
- Tender chocks- Stainless steel 2" rails.(Removable with storage sockets)
- (2)Hurricane Kayaks
- S/S handrails with Canvas privacy panels
- Hayden Island canvas -Bimini top -Helm cover - Settee cover -Tender cover -Curved Stairwell - Manship hatch cover

Flybridge Helm & Electronics

The centerline helm is the perfect compliment for the electronics below in the pilothouse. They include the following:

- Cummins Smartcraft- Analog gauge set
- Engine Start/Stop
- Simrad DS44- Sunview- Full function repeater
- Simrad AP26- Autopilot
- Simrad RS86 VHF Marine radio
- Simrad IS15- MEGA Digital instrument display
- Wesmar Stabilizer remote panel
- VDO- Rudder angle indicator
- (2) Maxwell- Windlass controls with chain counter
- Sidepower Bow/Stern thruster controls
- Richie- Powerdamp Compass
- 12VDC Outlet

Engine Room/Mechanical & Fuel system

Engine Room/Mechanical

"Midnight Moon's" impeccable maintenance shows in her orderly, bright, well equipped engine room,. She is extremely well-found with a lengthy list of standard and optional equipment to provide an easily cruised and a highly dependable vessel.

- Cummins- QSL9 Main Engine (405 HP) with Twin Disc Transmission
- Northern Lights- 12kW Generator w/sound enclosure
- Yanmar 4JH4E- Wing engine
- Block heater for Yanmar
- Water lift mufflers on all engines
- Twin Disk Electronic Engine Control System
- Aquamet 3" Stainless Steel shaft on Main
- Wesmar- RS900- 9Square Foot Stabilizer system -Hydraulic fluid reservoir -PTO off Twin disk transmission -Oversized hydraulic oil cooler
- Fireboy- Fire Suppression System in Engine Room
- Stainless Steel Engine beds
- PYI Dripless Shaft Seal on both main and wing engine
- Spurs- Line Cutter on main engineshaft
- Torrid- 20 Gallon Hot Water Heater
- Reverso- Oil Changing system -Main engine - Transmission -Generator - Wing engine
- Hurricane hydronic heat exchanger for engine heat
- Rule- Bilge pump w/ automatic switch
- Sounddown- Engine Room

- ESI- Fuel Polishing System
- Groco- Sea Strainer on Main
- Sound Insulation System
- Cummins -Spare part kit
- Northern Lights- Spare part kit
- Yanmar- Spare parts kit

Fuel System

The Selene Trawler fuel system is fashioned after the commercial Coast Guard specification for commercial craft. They use a stainless steel dip tube system that is mounted on top of the tank for safety. ESI fuel polishing is also a part of this fuel system that sets it apart and uses its own manifold and dip tubes separate from the main engine fuel feed system.

- 1300 gallon capacity
- Dip tube system feeding into stainless steel distribution manifold.
- Two FRP fuel tanks w/ stainless steel inspection ports and removable internal baffles for complete access.
- Dual Racor 75/1000 for Main Engine/vacuum gauge
- Dual Racor for Generator w/vacuum gauge
- Racor Coast guard approved fuel line with reusable fittings
- ESI Fuel Polishing System
- Electric Fuel gauge
- Magnetic Fuel Sight Gauge for each Fuel Tank

Electrical, Heating & Plumbing systems

The Selene Ocean Trawler electrical system is known to be a robust design, complex in layout but remarkably friendly to use. The owner has carefully had these systems designed to meet his cruising needs. Once system is charged, the engine alternator easily handles normal cruising loads. These systems include:

- Selene- Distribution panel
- Ships AC electrical system- 120/240 VAC 50 AMP
- Ships DC systems- 24 VDC
- Marinco- 120/240VAC 50 Amp shore power inlets at
- Yanmar Wing engine bank- 12VDC Group 21 AGM
- Bonding system -
- Mastervolt- MASS 24/100 battery charger-House battery bank
- Mastervolt- MASS 24/100 battery

bow and cockpit

- Northern Lights 12kw generator w/sound shield, start switch panel located in P/H and E/R --609 Hours --Water Sep system for silent operation
- Fischer Panda 4.2 kW 24VDC generator- VERY QUIET!
- (2) Outback 3.5kW 120VAC/ 24VDC Inverters/Chargers for- -#1 House systems -#2 Grunert & Microwave
- House/Inverter bank-Northstar- AGM Batteries 1200 AH at 24VDC
- Engine Bank (2) 4D Vision AGM batteries
- Generator Bank (2) 4D Vision AGM batteries

charger-Engine

battery bank

- Mastervolt- 12/25VDC Battery Charger for Wing Engine
- (2) Mastervolt smart charging isolators
- (2) Xantrex- Pathmaker Smart Charging relays
- Sidepower 11 HP Electric Bow Thruster
- Sidepower 11 HP Electric Stern Thruster
- Maxwell 24VDCHWC3500 Windlass system
- RuleBilge Pumps w/ Ultra Safety Systemheavy duty float switches

Heating and Plumbing

Heating system

- Hurricane II- Hydronic heating system -120VAC Taco Circulation pump -24VDC Circulation pump backup - Closet heating loops throughout -Full spares kit -Pex tubing for reliability -Dedicated heat exchanger for continuous hot water production

Water maker

- HRO- Seafari Escape Water Maker- 400 Gallons per day -Fresh water flush -UV filter -Fills both tanks- 3 way valve -Spare parts and filters

Fresh water system

- Headhunter- X-caliber Fresh water pump- 24VDC -- Spare new X-Caliber
- Groco SR Fresh water pump- Backup system- - Feed/Output-Three way Valves -Rotary Electrical switch
- Torrid 20 Gallon 120VAC Dual Heating Source Hot Water Heater

Sanitation

- Tecma- Fresh water flush toilets
- 110 Gallon Capacity

- Pressure water shutoffs in ER: -Ice Maker -Window wash system
- Fresh water- 400 Gal.in 2 Tanks -Master stateroom - VIP stateroom
- Tank Watch 4 level guage
- Deck pump out
- Sealand- Macerator pump
- (2) Grey water sumps with automatic pump switch

Cockpit, Lazarette & Main Deck

"Midnight Moon's" cockpit is spacious and is appointed with gorgeous teak decks, caprail, and high end stainless steel work including all exterior window frames. The teak decks run forward around the pilothouse. Walking forward you feel safe with high bulwarks and Portuguese bridge. The teak caprail, clear of any fittings, is broad and magnificent with multiple coats of fresh varnish - perfectly maintained. The cockpit is accessed by the wide swim step with swim ladder on center, The transom & side gates make it easy when boarding or stepping to the dock to secure mooring lines. Forward of the Portuguese bridge is nice padded seating. The foredeck has plenty of space with S/S rails to launch and retrieve your anchor. Further features:

Cockpit

- Teak decks in cockpit , stairs to FB, and on swim step
- Teak decks forward around pilothouse
- Boarding doors in transom- Port, and starboard bulwarks
- (4) S/S Staple rails with custom Kayak racks
- S/S Hawse Cleats
- S/S Fold up cleats
- 7" Teak caprail- Varnished
- Teak table and chairs
- (6) Fender Chocks in bulwarks
- Freeing ports
- Overhead lighting
- Fishing rod holders
- Hot/Cold hand held Shower
- SaltWater wash-down
- CCTV- Pan, Tilt, Zoom camera

Lazarette:

- Hatch to Lazarette w/ Teak and Stainless Ladder

- Hurricane II Furnace
- HRO Seafari Escape Watermaker
- Steering quadrant with "starboard" enclosure
- VDO Rudder feedback
- Simrad Rudder feedback
- Simrad REU160 Hydraulic pump
- Storage lockers to port and starboard w/ shelving on forward bulkhead.

Main Deck Equipment:

- Stainless Steel Window frames
- DSC- Life Raft
- Kahlenberg dual horns with fog horn option.
- CCTV- Pan, Tilt, Zoom camera located- pilothouse brow center
- Stainless Steel hand rails with custom canvas panels
- Portuguese Bridge with: - Hinged FRP door -S/S Handrails -Storage cabinets - Built in Seating
- Maxwell HWC 3500- 24VDC Horizontal Electric Windlass: - Chainwheels on both sides - Mounted on 1/4" S/S plate
- Bow Pulpit with Chain Wash Dam
- 60LB CQR-Primary w/400 feet of 3/8 HTchain
- 50KG Sea Hook Anchor w/400 feet of 3/8 HTchain
- Hayden Island Canvas includes -Padded cap rail covers -Portuguese seating cover - Windlass cover -Life raft cover -Manship hatch cover -Handrail Canvas panels
- Fresh and Salt Water Chain Wash Down
- Self Launching Anchor Rollers
- 5" Diameter Samson Post
- TV and Telephone Inlets Bow and Stern

Safety Equipment & Additional items included

Safety Equipment:

- Adventure Marine Medical Kit
- Ditch Bag
- Iridium Sat Phone
- 5 Fire extinguishers
- Flares and signals
- DSC- 6 man Liferaft
- Epirb
- Yanmar- Wing engine
- Storm covers for portlights

Additional items and spare parts:

- Cummins- Spare parts kit
- Spare Cummins- -- Alternator --Impeller
- Northern Lights- Spare parts kit
- Yanmar- Spare parts kit
- HRO- Spare parts and filters
- Hurricane- Spare parts kit
- Panda Generator Spare parts
- Spare Headhunter X-Caliber
- Spare Water filters
- Tool Kit
- Air compressor
- 6- 5/8 inch Dock Lines
- 6 Fenders w/ Covers

EXCLUSIONS

- Personal Items
- Inuit Nations Artwork

Exclusions


Owner's personal belongings.

Disclaimer

The Company offers the details of this vessel or yacht in good faith but cannot guarantee or warrant the accuracy of this information nor warrant the condition of the vessel. A buyer should instruct his representatives, agents, or his surveyors, to investigate such details as the buyer desires validated. This vessel or yacht is offered subject to prior sale, price change, or withdrawal without notice.

PHOTOS

Starboard side at dock



Transom




Pilothouse




Saloon looking forward




Saloon looking aft



saloon looking port aft



Saloon looking forward



Galley



Galley looking forward



Galley looking forward




Saloon looking forward



Pilothouse




Pilothouse looking starboard



Pilothouse from settee



Pilothouse looking port



Pilothouse settee



Pilothouse looking starboard



Stairs to companionway



Companionway looking at VIP



VIP Stateroom



Guest Stateroom



Guest Head




Master Stateroom looking aft




Master Stateroom- looking port




Master Stateroom- looking port




Marster Stateroom looking forward




Master head




Stairs to Salon and Engine room door




Stairs to flybridge




Flybridge looking forward



Flybridge helm



Boat deck- looking aft




Looking aft from bow pulpit




Forespar Mast with antenna mounts




Magma- Barbeque




Flybridge looking forward




Portugese bridge looking forward



Port side deck looking aft



Foredeck



Carlisle Finch- Spotlight




Forespar- Mast




Name boards




Engine room- Looking aft



Engine room- Generator & wing engine




Engine room- Looking forward



Engine room- looking to port




Yanmar- Wing Engine



Yanmar- Wing engine




"Midnight Moon" at dock



"Midnight Moon" at dock



Burgee



CONTACTS

Andrey Shestakov, leading yacht broker of the sales department of Shestakov Yacht Sales Inc. Shestakov Yacht Sales Inc., the official representative of the Miami/Fort Lauderdale FL headquarters.

Contact details

Email: **andrey@shestakovyachtsales.com**

Web: shestakovyachtsales.com/en/

Telephones

USA: **+1(954)274-4435**

Office hours

Monday – Saturday: **9:00 - 21:00** EDT

Sunday: **closed**

Address



Harbour Towne Marina, 850 NE 3rd St, STE 213, Dania, FL 33004