

## RIVAL MISCHIEF — RIVAL BOWMAN



**Builder:** RIVAL BOWMAN

**Year Built:** 1991

**Model:** Cruising Sailboat

**Price:** PRICE ON APPLICATION

**Location:** United Kingdom

**LOA:** 35' 10" (10.92m)

**Beam:** 11' 0" (3.35m)

**Min Draft:** 4' 11" (1.50m)

**Cruise Speed:** 6 Kts. (7 MPH)

**Max Speed:** 7 Kts. (8 MPH)

Our experienced yacht broker, Andrey Shestakov, will help you choose and buy a yacht that best suits your needs **RIVAL MISCHIEF — RIVAL BOWMAN** from our catalogue. Presently, at Shestakov Yacht Sales Inc., we have a wide variety of yachts available on our sale's list. We also work in close contact with all the big yacht manufacturers from all over the world.

If you would like to buy a yacht **RIVAL MISCHIEF — RIVAL BOWMAN** or would like help answering any questions concerning purchasing, selling or chartering a yacht, please call **+1(954)274-4435**

# TABLE OF CONTENTS

TABLE OF CONTENTS	2
SPECIFICATIONS	3
Overview	3
Basic Information	3
Dimensions	3
Speed, Capacities and Weight	3
Accommodations	3
Hull and Deck Information	4
Engine Information	4
DETAILED INFORMATION	5
Construction	5
Machinery	6
Electrical Systems	7
Plumbing Systems	8
Tankage	9
Navigation Equipment	10
Domestic Equipment	10
Accommodation	11
Deck Equipment	13
Exclusions	16
Disclaimer	16
PHOTOS	17
CONTACTS	20
Contact details	20
Telephones	20
Office hours	20
Address	20

# SPECIFICATIONS

## Overview

Cracking example of Peter Brett's final Rival design. Launched in 1991 and benefitting from the very useful Scheel keel option. Sensibly upgraded throughout her life and now back with us to be sold.

## Basic Information

Category: Cruising Sailboat	Model Year: 1991
Year Built: 1991	Country: United Kingdom

## Dimensions

LOA: 35' 10" (10.92m)	LWL: 27' 2" (8.28m)
Beam: 11' 0" (3.35m)	Min Draft: 4' 11" (1.50m)

## Speed, Capacities and Weight

Cruise Speed: 6 Kts. (7 MPH)	Max Speed: 7 Kts. (8 MPH)
Displacement: 15454.4045662 Pounds	Water Capacity: 79.2516156 Gallons
Holding Tank: 31.70064624 Gallons	Fuel Capacity: 47.55096936 Gallons

## Accommodations

Total Cabins: 2	Total Berths: 7
Total Heads: 1	

## Hull and Deck Information

Hull Material: GRP	Deck Material: Teak
Hull Finish: Stainless Steel	Hull Designer: Peter Brett

## Engine Information

Engines: 1	Manufacturer: Bukh
Engine Type: Inboard	Fuel Type: Diesel

---

# DETAILED INFORMATION

---

## Construction

---

*RCD Status: As a yacht constructed and placed in use within EU waters before the 16<sup>th</sup> June 1998, it is our understanding that she is therefore exempt from the essential safety requirements of Directive 94/25EC (Recreational Craft Directive)*

Scantlings and materials used in the construction of RIVAL MISCHIEF are to Lloyd's Register approved drawings. From build until January 2006, RIVAL MISCHIEF was also fully in class with Lloyd's 100A1 which requires the yacht to be maintained to an 'as new' standard and involves frequent detailed survey inspections. This 100A1 compliance has also necessitated numerous upgrades over standard Rival Bowman specifications (Last classification survey carried out January 2005 with no faults reported).

### *Hull Construction:*

- Hand laid GRP with a combination of CSM (chopped strand matt) and woven rovings with thicker CSM in keel area.
- 15mm marine plywood bulkheads primed and glassed in with CSM.
- Foam-cored CSM stringers Plywood & CSM engine beds Double thickness gelcoats used above and below the waterline.
- White gel coat finish with gold cover line Hull epoxy treated from new with an additional 3 coats of International Gelshield epoxy applied in 2000 to manufacturer's recommendations.
- Coppercoat antifoul (2014)

### *Deck, Superstructure and Cockpit Construction:*

- CSM foredeck and superstructure with 12mm balsa core and double thickness gelcoats
- Woven rovings used in mast support area with plywood pads in way of deck fittings.
- CSM side decks with Parana pine stringers and double thickness gelcoats.
- Off-white gelcoat with moulded non-slip
- Hand-laid teak deck Teak laid cockpit seating and cockpit sole
- The deck is bonded to the hull shelf with epoxy resin

- Raised teak-capped bulwarks with recessed fairleads

#### *Keel & Rudder:*

- Scheel keel.
- Single lead casting set in sand and resin and glassed over with CSM.
- Foam filled CSM rudder blade with double thickness gelcoat.
- 30mm stainless steel rudder stock with white metal bearing and stuffing box.

## **Machinery**

---

#### *Engine & Gearboxes:*

- Bukh 2-cylinder 24hp marine diesel engine
- Raw water cooling
- 3:1 Reverse reduction mechanical gearbox
- Single lever throttle/gear control on helm pedestal

#### *Maintenance & Performance:*

- Engine serviced: March 2013 (further oil change when winterised – January 2015)
- Cruising speed: approx 6 knots
- Maximum speed: approx 7 knots
- Fuel consumption – approx 2 litres per hour at cruising speed (approx. 500Nm range)

#### *Propulsion & Steering:*

- Whitlock Cobra 5R helm pedestal with leather covered stainless steel wheel
- Monitor stainless steel windvane steering system
- 25mm stainless steel prop shaft (new 2009)
- 3-bladed Darglow Featherstream feathering prop (2009).
- Original two bladed fix prop as spare.

- Bronze stern tube, holding a white metal bearing
- Cutlass bearing replaced March 2009
- PPS Dripless seal - 2009.
- Ambassador Marine rope cutter

## Electrical Systems

---

### *Voltage Systems:*

- 12vDC domestic systems with 220vAC from shorepower

### *Battery Banks:*

- 1x 12vDC 60Ah engine battery
- 2x 12vDC 110Ah domestic batteries joined in parallel to supply 200Ah (July 2014)

### *Battery Charger:*

- Techpro 3-stage 25Amp/12v battery charger (2000) for charging via shorepower 240v shore power supply with earth leakage trip and circuit breakers

### *Alternators:*

- 12vDC 50Amp engine-mounted alternator - 2007
- Adverc smart alternator regulator (upgraded by manufacturer 2003)

### *Shore Power:*

- 220vAC shore power system

### *Wind Generator:*

- Rutland 914i Wind Generator and HRDi charge regulator (2011).

*Other Electrical:*

- 1x single and 2x dual 13amp 240v sockets & 3 x 12v sockets (above and below decks)
- Voltmeter and ammeter on AC/DC panel.
- All battery and charging cables replaced with new flexible cable (2004).

## Plumbing Systems

---

*Fresh Water & Water Heating System:*

- Pressurised fresh water system via 12vDC pressure pump
- Water heated by engine driven 22 litre calorifier with 8 litre accumulator or via 240v immersion heater from shorepower. Fresh water manual foot pump in galley.
- Fresh water mixer tap at galley with additional manual fresh water tap and foot-pump operated salt water tap.

*Bilge Pumps:*

- Henderson MkV manual bilge pump located in cockpit with additional Henderson bilge pump accessible from chart table

*Heads:*

- ITT Jabsco marine toilet (new 2000) connected to 2-way valve (for discharge to holding tank or outboard)
- Pressurised hot & cold water supply to heads with shower-head attachment 12v electric shower sump pump draining outboard.

*Other plumbing:*

- All wastes and seawater pipes are reinforced PVC.
- Freshwater pipes are non-toxic polythene and all flexible pipe connections are with stainless steel hose clips.



- Flo-Jet 12v electric deck wash system (fitted 2004)
- Blakes bronze seacocks to all through hull drains with additional gate valves to exhaust and pumps

#### *Gas:*

- 2x Calor bottles with regulator (replaced Feb 2008), bubble gas leak detector (new Feb 2008) and changeover tap in dedicated vented cockpit locker.
- Copper piping with dedicated bulkhead fittings at either end.
- Additional isolation valve at cooker.

## **Tankage**

---

#### *Fuel:*

- 40 gallons (180 litres) in 1x stainless steel tank located beneath cockpit sole
- Fuel tank filled from side deck and vented outboard
- An isolation valve, accessible from cockpit, is fitted to the tank and contents are measured by means of an electrical gauge
- All fuel piping is in copper, with armoured flexible connections where appropriate.

#### *Fresh water:*

- 66 gallons (300 litres) in 1x stainless steel tank located under saloon sole above keel
- Water tank filled from side deck and vented outboard.
- Inline water filter.

#### *Blackwater holding tanks:*

- 26 gallons (120 litres) stainless steel holding tank
- Evacuation by either deck pump facility or Henderson manual pump
- Holding tank pipework replaced with new sanitation grade piping (2013)

---

## Navigation Equipment

---

### *In cockpit:*

- Raymarine ST4000 mkII wheel pilot with rudder reference transducer (2003)
- Autohelm ST50 depth
- Autohelm ST50 speed/log
- Autohelm ST50 wind
- Autohelm ST50 close-hauled
- Autohelm ST50 Nav data
- All ST50 units serviced with LCD displays replaced by manufacturer (2003/4)
- Binnacle compass

### *At Chart table:*

- Garmin GPS with NMEA link to all instruments
- Autohelm ST50 multi-display
- Autohelm ST50 digital compass
- Raytheon RX10 rasterscan radar.
- Nasa Navtex Pro digital navtex.
- All instruments linked to USB connector for use with PC Chartplotter.

### *Communications Equipment:*

- Vertex Standard DSC VHF radio with cockpit speaker and remote full control mic also in cockpit (2008).
- Masthead ariel and cable replaced 2014.
- Icom handheld VHF.

---

## Domestic Equipment

---

*Galley:*

- Plastimo Neptune gimballed gas cooker with two burners, grill and oven.
- Crash bar and restraining strap for cooker.
- Isotherm refrigerator with ASU and holding plate (electronic control unit replaced 2003).

*Heads/Showers:*

- ITT Jasbso manual marine heads.

*Heating & Ventilation:*

- Eberspacher D3L diesel fired hot air system with 3 outlets (1 in forecabin and 2 in saloon) with electronic control and thermostat.

*Entertainment:*

- Radio/CD/MP3 player (2007) with speakers recessed in saloon bulkhead.
- Toshiba TV fitted to swing arm, boosted ariel at masthead (2012).

*Security:*

- Piranha security system with proximity sensing to cockpit and LED warning light (not currently connected).

## **Accommodation**

---

*Summary of Accommodation:*

- 7 berths in one double cabin (using infill), 2 single settee berths, 2 concealed passage making berths and 1 pilot berth aft of chart table
- Average 6'4" (1.93m) headroom.
- The joinery is satin finished high quality varnished teak veneer with solid teak used where possible.

- The cabin sole is hard-wearing solid teak.
- The hull above the water line and the deckhead are lined with off white vinyl and teak trim.
- All locker doors and drawers have secure finger catches.
- Cabin doors are fitted with quality furniture and retaining catches.
- Upholstery replaced with pale blue F.R. material cloth throughout (2003).
- Curtains to all windows and deckhead hatches (replaced 2008).
- Lee cloths to saloon and pilot berths.
- Ventair anti-condensation matting beneath forward cabin berths
- 12v halogen and LED lighting throughout yacht.

#### *Forward cabin:*

- Two single 'v' berths with infill to convert to double.
- Shelves port and starboard.
- Access to chain locker forward.
- Emergency exit through deckhead hatch.

#### *Heads:*

- Positioned in walkthrough to forward cabin.
- Marine toilet and stainless steel wash basin.
- Pressurised water supply with shower (taps replaced 2009).
- Teak shower grate.
- Storage locker and mirror.
- Access doors forward and aft.
- Hanging lockers / wet lockers opposite to starboard.

#### *Saloon:*

- Dinette arrangement to port with storage under seats, lockers and shelves above.
- Centreline table with drop leaves port and starboard.

- The settee to starboard has storage under and lockers above, including wine locker.
- Access to under seating storage.
- Upper root berths to port and standard (standard yacht has only one) concealed behind teak flaps.

#### *Galley:*

- Twin stainless steel sinks with pressurised water supply.
- White laminate worktop.
- Insulated cool box draining to bilge.
- Gimballed gas cooker.
- Stowage lockers and cutlery drawer.

#### *Navigation Area:*

- Full sized chart table with ample chart stowage inside and three large drawers fitted below, one lined for cutlery.
- Dedicated seat with restraining strap.
- Bookcase to starboard above the chart table with ample bulkhead room for navigation instruments.

#### *Quarter Berth:*

- Aft of navigation area to starboard. Storage beneath berth.

## **Deck Equipment**

---

#### *Rig:*

- Kemp silver anodised aluminium mast and boom with mast steps.
- Deck stepped mast with single set of spreaders.
- Rod strut vang.
- 8mm stainless steel wire rigging (replaced 2000).
- Fore & aft lowers
- Harken genoa furler.

- Slab reefing for mainsail with lazyjacks.
- Removable inner forestay for hank-on working jib.
- Lewmar Ocean genoa tracks with ball bearing cars and tow lines to cockpit (2004).
- Lewmar mainsheet track with towable car and lines to Spinlock clutches at companionway.
- Mast-stowed spinnaker pole.
- All running rigging replaced 2010.

#### *Winches:*

- 2x Lewmar self-tailing chrome finished genoa winches in cockpit.
- 1x Lewmar chrome finished genoa furling winch in cockpit.
- 1x Lewmar self-tailing chrome finished mainsheet winch on companionway.
- 3x Lewmar self-tailing chrome finished reefing/halyard winches on mast.

#### *Sails:*

- North Sails fully battened Dacron mainsail with 3 reefs, new 2009.
- North Sails 135% Dacron furling genoa with white UV strip, new 2009.
- North Sails 130% Dacron furling genoa.
- North Sails nylon Genneker with snuffer.
- North Sails orange Dacron storm jib.
- Arun Sails hank-on Dacron working jib.
- Original main and genoa available as spare.

#### *General:*

- Stainless steel pushpit, pulpit and guardwire stanchions.
- Stainless steel mast pulpits.
- Stainless steel aerial pole mounted to transom.

- Teak cockpit table.
- Dorade vents to saloon and forward cabin
- Lewmar deckhead hatches.

#### *Anchoring & Mooring Equipment:*

- Simpson Lawrence Horizon 1500w reversing electric anchor windlass with remote control and manual override (2004, refurbished 2013).
- Self-stowing 45lb CQR anchor with 55m of 10mm calibrated chain.
- Kedge anchor with rope and chain.

#### *Covers, Canvas & Cushions:*

- Canvas wheel cover (2008)
- Blue mainsail cover (2008)
- Blue genoa cover (2009)
- Large blue canvas sprayhood (2008)
- Roll up bimini and canvas cockpit canopy with stainless steel demountable frame (2005)

#### *Tender:*

- Zodiac 2.4m inflatable.
- Yamaha Malta 3HP two stroke outboard.

#### *Safety Equipment:*

- Plastimo Offshore cannister liferaft in stainless steel coachroof mounted cradle, last service 2008.
- 2x Horseshoe buoys with lights (2009).
- 1x Danbuoy.

- McMurdo Smartfind Plus G5 EPIRB (2008).
- Plastic coated guardwires (replaced 2010).
- Throwing line.
- Webbing jackstays (2012).
- Pilot gas alarm system with sensors in galley and bilge (2003).
- Kemp Visiball radar reflector.

#### *Fire-fighting equipment:*

- Fire extinguishers in galley, forecabin and cockpit locker.
- Fire blanket in galley.

## **Exclusions**

---

Owner's personal belongings.


## **Disclaimer**

---

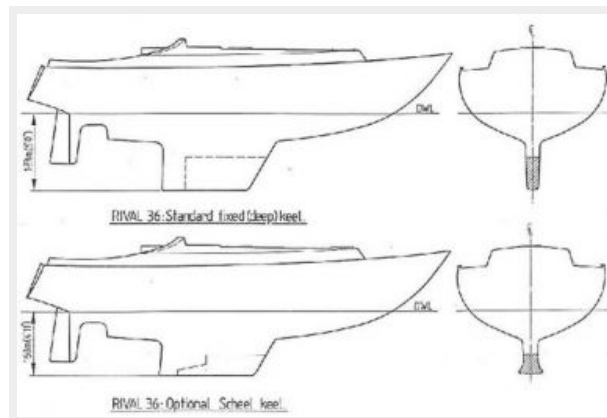
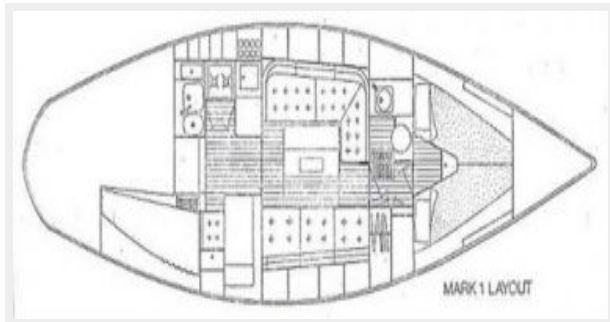
The Company offers the details of this vessel or yacht in good faith but cannot guarantee or warrant the accuracy of this information nor warrant the condition of the vessel. A buyer should instruct his representatives, agents, or his surveyors, to investigate such details as the buyer desires validated. This vessel or yacht is offered subject to prior sale, price change, or withdrawal without notice.



# PHOTOS









# CONTACTS

---

Andrey Shestakov, leading yacht broker of the sales department of Shestakov Yacht Sales Inc. Shestakov Yacht Sales Inc., the official representative of the Miami/Fort Lauderdale FL headquarters.

## Contact details

---

Email: **andrey@shestakovyachtsales.com**

Web: [shestakovyachtsales.com/en/](http://shestakovyachtsales.com/en/)

## Telephones

---

USA: **+1(954)274-4435**

## Office hours

---

Monday – Saturday: **9:00 - 21:00 EDT**

Sunday: **closed**

## Address

---



Harbour Towne Marina, 850 NE 3rd St,  
STE 213, Dania, FL 33004