

29FT 2012 RANGER TUGS R29 — RANGER TUGS



Builder: RANGER TUGS

Year Built: 2012

Model: Trawler

Price: PRICE ON APPLICATION

Location: United States

LOA: 29' 0" (8.84m)

Beam: 10' 0" (3.05m)

Max Draft: 2' 4" (0.71m)

Our experienced yacht broker, Andrey Shestakov, will help you choose and buy a yacht that best suits your needs 29ft 2012 Ranger Tugs R29 — RANGER TUGS from our catalogue. Presently, at Shestakov Yacht Sales Inc., we have a wide variety of yachts available on our sale's list. We also work in close contact with all the big yacht manufacturers from all over the world.

If you would like to buy a yacht 29ft 2012 Ranger Tugs R29 — RANGER TUGS or would like help answering any questions concerning purchasing, selling or chartering a yacht, please call +1(954)274-4435

TABLE OF CONTENTS

TABLE OF CONTENTS	2
SPECIFICATIONS	6
Overview	6
Basic Information	6
Dimensions	7
Speed, Capacities and Weight	7
Accommodations	7
Hull and Deck Information	7
Engine Information	7
DETAILED INFORMATION	8
Features	8
Engine	8
Electronics	8
Exclusions	8
Disclaimer	8
PHOTOS	9
Starboard Profile	9
Swim Platform	9
Port	10
Starboard	10
Solar Pannels	10
Bow	10
Electric Windlass	11
Port Profile	11
Cockpit	11
Cockpit	11
Wet Bar with Grill	11
Sink	11

Ice Maker	12
Port Cockpit	12
Port Corner	12
Starboard Cockpit	12
Forward Berth	13
Forward Berth / Starboard Television	13
Forward Port / Head - Shower	13
Forward Berth / Port Side	13
Head / Shower	14
Head / Shower	14
Port Side / Helm area	14
Port Side / Helm area	14
Wine cooler under Port Side Helm Seating	15
Facing Forward - Flat Screen TV	15
Starboard Galley	15
Starboard Galley	15
Helm	16
Yanmar Controls - 177.2 hours	16
GPSmap 5215	16
Garmin VHF 200	16
Garmin GHC 10 Autopilot	16
Electronic Controls	16
Side Power / Bow & Stern Thrusters	17
Controls	17
Helm	17
Folding Flat Screen TV	17
Helm Seating	17
Refrigerator Below Helm Seat	17
Starboard helm area seating	18

Helm	18
Settee	18
Settee	18
Electric Stove	19
Galley	19
Double Sink	19
Facing Forward	19
Facing Forward	20
Port Berth Entrance (Closed)	20
Port Berth Entrance	20
Port Berth - Facing Forward	20
Port Berth - Facing Aft	21
Electrical Pannel	21
Port Side	21
Settee	21
Facing Forward	22
Engine Compartment	22
Engine Compartment	22
Starboard Engine Area	22
Cabin Aft Entrance	23
Engine Compartment	23
Port Engine Compartment	23
Engine Compartment	23
Starboard Engine Comparment	24
Port Engine Compartment	24
Battery Switches	24
Radar Arch	24
Starboard Engine Compartment - Generator	25
CONTACTS	26

Contact details	26
Telephones	26
Office hours	26
Address	26

SPECIFICATIONS

Overview

Very clean and well cared for by her original owner.

"Gabrielle" an R-29 Ranger Tug is available for immediate delivery with her full compliment of factory installed options. Her teak interior has been satin finished to highlight her gorgeous Ranger Tug interior. With only 299 hours on her Yanmar Diesel, and under 40 hours on her Onan 5 kW Generator with sound shield, she is in "like new" condition.

Imagine a 40-foot cruiser with sleeping accommodations for up to six adults, live-aboard accommodations, a complete navigation electronics package and the economy and reliability of diesel power. Imagine its headroom and elbow-room, complete galley and head with shower, and its standard bow and stern thrusters for pinpoint maneuvering.

Now imagine all this—and more—in a trailerable 29-foot hull. That's the idea behind the Ranger R-29, a comfortable family cruiser offering admirable range, a smooth ride, responsive performance and all the standard features you need for a cruise itinerary that could be measured in weeks, not just weekends.

Among the R-29's many noteworthy features are two private double staterooms plus a convertible dining banquette that converts to a third berth; a fully-equipped galley that's ergonomically arranged for efficient meal preparation; large view windows and five opening skylight hatches for outstanding light and ventilation.

There's even a pilothouse door for immediate access to the foredeck, and a molded-in cabinet in the self-bailing cockpit for refreshment service and additional storage.

Thoughtful extras include a cabin-top rack for securing kayaks, crab pots or bicycles; a stainless steel railing system surrounding the transom platform; and a hinged mast for trailering and access beneath low bridges and solar panels.

DYSID:2833202

Basic Information

Category: Trawler

Sub Category: Tug

Model Year: 2012

Year Built: 2012

Country: United States

Dimensions

LOA: 29' 0" (8.84m)

Beam: 10' 0" (3.05m)

Max Draft: 2' 4" (0.71m)

Speed, Capacities and Weight

Water Capacity: 70 Gallons

Holding Tank: 40 Gallons

Fuel Capacity: 150 Gallons

Accommodations

Total Cabins: 2

Total Berths: 6

Total Heads: 1

Hull and Deck Information

Hull Material: Fiberglass

Engine Information

Engines: 1

Manufacturer: Yanmar

Model: 6BY2

Engine Type: Inboard

Fuel Type: Diesel

DETAILED INFORMATION

Features

- Pilot Hours door at helm for easy access to the bow
- Bow and Stern thrusters for easy maneuverability
- Two staterooms, with dinette. Sleeps six.
- Forward Stateroom with and Island berth, separate head and shower.
- Midship stateroom with double berth and bi-fold privacy door.
- 15 + knot cruise speed.
- Trailerable

Engine

- Yanmar 260 HP 6BY 2
- Low hours - 190 original

Electronics

- 6 Batteries with charging relays/crossover
- Battery Charger 50 amp
- 2 bilge pumps 12v automatic 1000gph
- Bonded 12v electrical system

Exclusions

Owner's personal belongings.

Disclaimer

The Company offers the details of this vessel or yacht in good faith but cannot guarantee or warrant the accuracy of this information nor warrant the condition of the vessel. A buyer should instruct his representatives, agents, or his surveyors, to investigate such details as the buyer desires validated. This vessel or yacht is offered subject to prior sale, price change, or withdrawal without notice.

PHOTOS


Starboard Profile



Swim Platform



Port



Starboard



Solar Pannels



Bow



Electric Windlass



Port Profile



Cockpit



Cockpit



Wet Bar with Grill



Sink



Ice Maker



Port Cockpit



Port Corner



Starboard Cockpit



Forward Berth



Forward Berth / Starboard Television




Forward Berth / Port Side



Forward Port / Head - Shower



Head / Shower



Head / Shower



Port Side / Helm area



Port Side / Helm area



Wine cooler under Port Side Helm Seating



Facing Forward - Flat Screen TV



Starboard Galley



Starboard Galley



Helm

Yanmar Controls - 177.2 hours



GPSmap 5215



Garmin VHF 200




Garmin GHC 10 Autopilot



Electronic Controls



Side Power / Bow & Stern Thrusters



Controls



Helm



Folding Flat Screen TV



Helm Seating



Refrigerator Below Helm Seat



Starboard helm area seating

Helm



Settee



Settee



Galley



Electric Stove



Double Sink



Facing Forward



Facing Forward



Port Berth Entrance (Closed)



Port Berth Entrance



Port Berth - Facing Forward



Port Berth - Facing Aft



Electrical Panel



Port Side



Settee



Facing Forward



Engine Compartment



Engine Compartment



Starboard Engine Area




Engine Compartment



Cabin Aft Entrance



Port Engine Compartment




Engine Compartment



Starboard Engine Compartment



Port Engine Compartment



Battery Switches



Radar Arch



Starboard Engine Compartment - Generator



CONTACTS

Andrey Shestakov, leading yacht broker of the sales department of Shestakov Yacht Sales Inc. Shestakov Yacht Sales Inc., the official representative of the Miami/Fort Lauderdale FL headquarters.

Contact details

Email: andrey@shestakovyachtsales.com

Web: shestakovyachtsales.com/en/

Telephones

USA: +1(954)274-4435

Office hours

Monday – Saturday: **9:00 - 21:00** EDT

Sunday: **closed**

Address



Harbour Towne Marina, 850 NE 3rd St,
STE 213, Dania, FL 33004