

## 116 AZIMUT GRANDE — AZIMUT



**Судостроитель:** [AZIMUT](#)

**Год постройки:** 2012

**Модель:** Моторная яхта

**Цена:** **ЦЕНА ЯХТЫ ПО ЗАПРОСУ**

**Местонахождение:** United States

**Длина общая:** 116' 6" (35.51m)

**Ширина:** 25' 1" (7.65m)

**Мин. осадка:** 7' 0" (2.13m)

**Макс. осадка:** 7' 6" (2.29m)

**Крейс. скорость:** 23 Kts. (26 MPH)

**Макс. скорость:** 25 Kts. (29 MPH)

Купить 116 AZIMUT GRANDE — AZIMUT а также выбрать подходящую вам яхту из нашего каталога яхт вам поможет опытный яхтенный брокер Андрей Шестаков. На сегодняшний день компания Shestakov Yacht Sales Inc. имеет большое количество яхт в собственном списке продаж, а также тесно сотрудничает со всеми крупными яхтенными производителями по всему миру.

Для того чтобы купить яхту 116 AZIMUT GRANDE — AZIMUT а также проконсультироваться по любому вопросу связанному с покупкой, продажей, чартером яхт позвоните по телефону **+7(918)465-66-44**.

# ОГЛАВЛЕНИЕ

ОГЛАВЛЕНИЕ	2
ХАРАКТЕРИСТИКИ	5
Основная информация	5
Размеры	5
Скорость, вместимость и масса	5
Размещение	5
Корпус и палуба	6
Информация о двигателе	6
ПОДРОБНОЕ ОПИСАНИЕ	7
Walk Through	7
Entertainment Areas	7
Garage - Lazarette	7
Structural and Mechanical Upgrades and Enhancements	7
Engines	8
Mooring	8
Flybridge	8
Main Deck and Cockpit	9
Main Forward Deck	10
Electrical System	10
Generators	11
Shore Power	11
Batteries	11
Lighting System and Outlets	12
Controls and Alarms	12
Communication System	12
Entertainment System	13
Bilge System	14
Fire Alarm and Safety System	14

Fuel System	14
Fresh Water System	14
Black and Grey Water Tanks	15
Sea Water System	15
Air Conditioning, Venting and Extractor System	15
Electro-Hydraulic System	16
Lubricating Oil Changing System	16
Insulation	16
Safety Equipment	16
Brokers Comments	16
Исключения	17
Отказ от ответственности	17
<b>ФОТОГРАФИИ</b>	<b>18</b>
Salon	18
Salon Dining	18
Dining	18
Media Room	18
Day Head	18
Media Room	18
Master Stateroom	19
Master Stateroom	19
Master Stateroom	19
Master Stateroom Mural	19
Master Stateroom Bath	19
Master Stateroom Bath	19
Master Stateroom Foyer	20
Guest Stateroom	20
Hall Art	20
Port Guest Stateroom	20

---

Steps	20
Helm	20
GA Plans	21
Profile	21
КОНТАКТЫ	22
Контактная информация	22
Телефоны	22
Время работы	22
Адрес	22

# ХАРАКТЕРИСТИКИ

## Основная информация

Тип судна: Моторная яхта

Модельный год: 2012

Год постройки: 2012

Страна: United States

Верх: Hardtop

## Размеры

Длина общая: 116' 6" (35.51m)

Ширина: 25' 1" (7.65m)

Мин. осадка: 7' 0" (2.13m)

Макс. осадка: 7' 6" (2.29m)

## Скорость, вместимость и масса

Крейс. скорость: 23 Kts. (26 MPH)

Макс. скорость: 25 Kts. (29 MPH)

Дальность на макс. скорости: 1200 Kts.

Водоизмещение: 143 Pounds

Чистый вес: 143 Pounds

Вместимость воды: 736 Gallons

Вместимость сточного бака: 380 Gallons

Объем топливного бака: 4700 Gallons

## Размещение

Всего кают: 6

Спальные места: 13

Всего ком. состава: 9

Каюта капитана: Да

Каюты экипажа: 3

Койки экипажа: 7

## Корпус и палуба

---

**Материал корпуса:** Composite

**Материал палубы:** Teak

**Дизайнер корпуса:** Righini

**Дизайнер экстерьера:** Righini/Azimut

**Дизайнер интерьера:** Baldwin Yacht Interiors

## Информация о двигателе

---

**Двигатели:** 2

**Производитель:** MTU

**Модель:** 16V2000 M91

**Тип топлива:** Diesel

---

# ПОДРОБНОЕ ОПИСАНИЕ

---

## Walk Through

---

- 5 Staterooms, Plus Convertible Media Room (6 Staterooms)
- Master Stateroom: King with master bath and walk-in closet
- 2 VIP Staterooms, Queens with En Suite Baths
- 1 Guest Stateroom, Three Twin size berths (one Pullman) with En Suite Bath
- 1 Guest Stateroom, Full size berth with En Suite Bath
- Media Room with En Suite Bath, Convertible to King VIP
- Crew Quarters 6/7 and Crew Lounge
- Spacious Utility Room with Two Full Size Washers and Two Full Size Dryers, with an additional third set of washer and dryer for crew in the lazarette

## Entertainment Areas

---

- Stainless Steel Spacious, Chef
- Stainless Steel Spacious, Chef Friendly Deck Spacious Seating: Bar, with Surround Sound Audio Fly-bridge:
- Spacious Entertainment Seating- Bar, Hot Shower, Dining, Grill, Refrigerator, with Surround Sound Audio and Retractable Sunroofs Forward Lounges with Audio
- Stainless Steel Galley: Spacious, Chef Friendly
- Aft Deck Spacious Seating: Bar, with Surround Sound Audio System
- Flybridge: Spacious Entertainment Area & Seating- Bar, Hot Tub, Shower, Dining, Grill, Refrigerator, IceMaker, with Surround Sound Audio System, and Two Retractable Sunroofs
- Two Forward Sun Lounges with Audio System

## Garage - Lazarette

---

- Engineer's Room / Two Bunks, Shower and Head, Washer/Dryer
- Launch Mechanism for 18 ft Tender
- Launch Mechanism for Jet Ski
- Headhunter Sewage Treatment System Marpol 2010 Compliant with fully certified "legacy mode" compliance

## Structural and Mechanical Upgrades and Enhancements

---

- ELBA's "Quiet Ship" project includes upgraded "Soundown" insulation throughout the vessel, with particular attention to salon and stateroom floors, walls and overheads, with additional attention to source suppression from the machinery spaces and air handling

systems throughout the vessel

- Shore power from any marina world-wide is converted and filtered by an Atlas SPA 60KW System located within the machinery space protected from corrosive salt environment found in typical Lazarette installations.
- Zero Speed Stabilizer

## Engines

---

### Main Engines

- MTU 16V 2000 M91 2000 HP Diesel engine 16V cylinders
- Max power 1471 KW, rpm 2350. Hour meter. 160 hours, full warranty until 2017

Gearbox: ZF BW 2555 VP, transmission ratio 2.778:1 Configuration: V-drive with universal joint  
Propellers: Nibral four-bladed dynamically balanced Class - S propellers Rudders: AISI 316 steel. Alloy rudder stock housing. Upgraded reinforced rudder platform Bow Thruster: Electric, 220V, 60HP in a GRP tunnel integrated to the hull

## Mooring

---

- Two 180 Kg Posidonia anchors in steel
- 100m steel chains (16mm of diameter)
- Two 4000W, 24V anchor winches on bow
- Two 2200W, 24V mooring winches in aft cockpit
- Ten cleats in total (two on aft, two on bow and one at midship each side)

## Flybridge

---

- The wide Fly bridge is accessible through the internal staircase in the wheelhouse and the external staircase in the aft cockpit.
- Windscreen steel and lexan
- Three-seat helm seat (port side)
- Pilot console includes:
  - Main engines controls, Main engines and reversing gear gauges
  - Instruments for navigation (see Electronics)
  - Trim tabs control/indicator
  - Bow thruster controls
  - Electric search light, horn and navigation lights controls
  - Forward anchor winch control
  - Fire extinguisher pump control
- Maneuvering intercom connecting wheelhouse, main deck (aft and bow) and engine room
- Outlet and Hand Held walk around maneuvering and docking controls



- Wide fiberglass sofas (on starboard side)
- Bar furniture with sink, fridge and icemaker on port side; Working top in Corian; Bar top in teak
- Four stools with backrest
- Round barbecue cabinet on port side
- Extendable table in teak for 12 people
- Five Dedon fiber dining arm chairs
- Three sun lounge chairs with center table
- Raised teak storage and platform at helm floor
- Surround sound (six) speaker system with remote control CD/iPod player
- Water jet tub integrated in fiberglass cabinet, placed in the middle of seats and sunbathing area
- Retractable shower
- Fiberglass arch with navigation lights, antennas and search light
- Two electric Bimini tops integrated in the fiberglass arch structure, opening toward aft and bow
- Watertight lights
- Upgraded Awl-grip non-skid flooring surface
- Stainless steel handrails around aft area of Fly bridge
- Covers for seats, sun pads and console

## Main Deck and Cockpit

---

- Teak 12 mm planked deck with edge coaming
- Teak cap rail with stainless steel hand rail on bulwark
- Spotlights for deck lighting
- Recessed area of superstructure for storage of mooring hooks
- Intercom in the Forward and Aft main deck
- Glued glass windows without metallic frames on the superstructure, Mirrored side windows
- Watertight side doors for access to the Engine room, Galley and Lobby
- Fuel and water fillers on each side of the superstructure
- Two side boarding gates on the bulwark in the cockpit
- Marquipt ladder for side access
- Curved door in stainless steel and tempered glass, for the access to the salon
- Fiberglass bar equipped with basin with fold-down faucets and lid, refrigerator, ice-maker and storage on aftdeck starboard side
- Staircase with teak steps and stainless steel handrails from Aft cockpit to Fly bridge, port side
- Variable height teak table with stainless steel bases, five Dedon fiber dining arm chairs with cushions, structural sofa with cushions in the cockpit to accommodate 12 people; converts to sun lounge with upgraded cushions and covers
- Six speaker surround sound system with remote controls connected to CD/iPod
- Electro hydraulic retractable gangway in stainless steel and teak, stored inside the first step

of the starboardstaircase

- Manual swimming ladder in stainless steel
- Full size garage door integrated to the aft board, becoming a wide swimming platform when open, with teakflooring surface, accommodates two sun lounges, table and four chairs, has built-in indirect lighting, a 46" LEDHD TV connecting by remote control to DVD/CD/iPod speaker system, all divided by a curtain between deckand lazarette
- Teak on the swim platform when garage door is closed
- Electro-hydraulic mechanism for opening/closing of the garage door
- Launching and recovery system for tender
- Launching and recovery system for jet ski
- Recessed small peaks on transom to receive water shore plug and hot/cold water shower on one side andelectrical & TV shore plug on the other
- Fire extinguisher hose and washing hose inside recessed areas on bow and in aft cockpit on starboard side ofsuperstructure
- Control panel placed inside the portside handrail to control: gangway, exterior lights, garage door, launchingand recovery systems for tender and jet ski
- Stainless steel gates, port and starboard side leading in to the staircases of the aft board
- Fiberglass staircases with teak steps and stainless steel handrails at each side of the aft board to descend to theaft platform
- Black water discharging connection on aft port side.

## Main Forward Deck

---

- Stainless steel bow protections for anchor
- Chain storage with drain and washing chain pump
- Fenders storage areas integrated in the superstructure
- Sunbathing seat integrated on bow of superstructure, with cushions and covers, and two built-in speakers withremote control music to iPod/CD system
- Sunbathing area on the superstructure with stainless steel handrails, three inch sun pad for four, with sun padcovers
- Fresh water plug for deck washing
- Fire extinguisher hose
- Intercom station
- Three windscreen wipers for front windows of the wheelhouse
- Windscreen covers for front and side windows of wheelhouse
- Outlet for Hand Held walk around maneuvering and docking controls

## Electrical System

---

- Atlas SPA 60KW Shore power system
- The entire system has been carried out according to I.E.C., C.E.I. and RINA.
- The voltages on board are:

- 208V a.c. 3 phase 60 HZ
- 24V d.c. for lighting circuits, low-power users, signals, emergency lighting and electronics
- Electrical wiring is housed in self-extinguishing closed PVC conduits. Electrical wiring is realized with anti-flame materials and with proper size section related to the use.
- Main electric control panels:
  - Control room (main panel)
  - Wheelhouse
- Secondary panels are placed throughout the boat, in strategic easy to reach areas
- All equipment has ground junction with adequate cords and braiding of copper with proper section.
- The ground system is the following:
  - Ground system for machinery, sea water intakes.
  - Ground system for electrical circuits, which join all control panel grounds and electrical equipment grounds, is connected to independent porous plate.

---

## Generators

- Two 80 KW generators, 220V 50 Hz, located in the engine room. Approx 800 hours each.
- Sound shield box, control panel and 12V d.c. starter; Predisposition for remote starter

---

## Shore Power

- Two 100A 477V 60Hz smart "Y" automatically configured to 208-477V, Single phase or three phase 50-60Hz shore power inlet location, located on transom and connected to Atlas system through an insulating transformer 380V/220V, 45KVA
- Alternating current power sources run to the main electrical panel in engine room provided with voltmeter and frequency meter for 220V power grid. Power sources are protected by calibrated fuses and their connection with the line is accomplished by remote control switches. There is one bar system only that spreads current to all users. Each user is singly protected by magneto/thermal switches.

---

## Batteries

- Group of 24V lead batteries; 680 Ah for lighting, signaling, low power users
- Group of 24V batteries; 420 Ah for main engines starter
- Two groups of 12V batteries 15 Ah, for generators starter
- Group of 24V lead batteries, 220 Ah for electronics, intercom and emergency
- Group of 24V lead batteries, 115 Ah for MTU electronics
- Automatic battery charger for service batteries, 100A X 2
- Automatic battery charger for emergency batteries, 30A

- Automatic battery charge for MTU electronics batteries, 30A
- Automatic battery charger for emergency charging of main engines starter batteries, 30A
- Alternator on each main engine charging main engines starter sets
- Alternator on each generator charging generator starter batteries set
- Lines for 24V d.c. users, coming from main panel, are protected by magneto-thermic switches

## Lighting System and Outlets

---

- Lighting system works with the following voltages:
  - 220V a.c. for Engine room lighting
  - 24V d.c. for cabins lighting
  - 24V a.c. system comes from service batteries
- Lighting of Engine room is 208V by means of watertight ceiling lamps
- Lighting of the external Main deck and Fly bridge is done through watertight lamps and LEDs
- Four 350 Watt underwater lights
- Lighting of paintings and sculptures 24V swivel framing lights
- Lighting under onyx s 12V 50,000 hour LED strip lights
- Interior ceiling lighting 24V mini-swivel lighting

## Controls and Alarms

---

- Voltmeter and ammeter on main panel for 220V power and on Wheelhouse monitor
- Lighting buttons on main panel and Wheelhouse monitor to connect/disconnect shore inlets
- Lights on Wheelhouse monitor for generator overload
- Control on main panel and Wheelhouse monitor for generator starter/on/off
- Opening/closing bar controls on main panel and Wheelhouse monitor
- Ammeters on main panel and Wheelhouse monitor for battery unload
- Ammeters on main panel and Wheelhouse monitor for battery load
- Engines and gearbox alarms on Wheelhouse and Fly bridge consoles
- Fuel high/low level alarm on Wheelhouse monitor
- Fresh water high/low level alarm on Wheelhouse monitor
- Grey and black water high level alarm on Wheelhouse monitor
- Bilge water high level alarm on Wheelhouse monitor and electrical Wheelhouse
- Three areas fire alarm in crew mess and Wheelhouse monitor

## Communication System

---

**Phone system with PABX central unit connected to telephones placed in the following areas:**

Wheelhouse | Salon | Media Room | Galley | Utility Room | Master Cabin | VIP Cabins | Guest cabins | Crew Cabins/p>

**Maneuvering intercom system with five stations:**/p>

Wheelhouse | Fly bridge | Maneuvering area on bow | Aft cockpit | Engine Room/p>

## Entertainment System

**Master Cabin:** Home theatre Demon DHT-500SD, 55" Samsung HD/3D Smart TV, iPod, Blu-Ray DVD/CD, Direct TV Satellite Receiver

**VIP Queen Cabins:** 32" Samsung HD/LCD TV, Compact DVD/CD, Direct TV, Satellite Receiver, two Bose overhead speakers with amplifiers

**Guest Cabins:** 19" TV Samsung HD/LCD TV, Compact DVD/CD, Direct TV, Satellite Receiver, two Bose overheadspeakers with amplifiers

**Captain's Cabin:** 13" TV with DVD/CD, satellite Direct TV receiver

**Crew Cabins:** 20" TV with DVD/CD, satellite Direct TV receiver

**Crew Lounge:** 15" TV with DVD/CD, satellite Direct TV receiver

**Media/VIP:** Bose Surround sound System, 63" Samsung 3D (6 pairs of 3D glasses), HD/LCD TV, with Blu-Ray DVD/CD, iPod, Direct TV Satellite Receiver, all controlled with hand held Universal remote control system.

**Main Salon:** Bose Surround sound System, 63" Samsung 3D (6 pairs of 3D glasses), HD/LCD TV, with Blu-RayDVD/CD, iPod, Direct TV Satellite Receiver, all controlled with hand held Universal remote control system. Bose Surround sound System, one 50" Samsung HD/3D/Smart with Blu-Ray DVD/CD, iPod, Direct TV SatelliteReceiver, all controlled with hand held Universal remote control system, and one Samsung 49" HDTV in the aftsalon area (by sliding door entrance) which is installed in a remote controlled, ceiling mounted, fold-down liftmechanism, which rotates 360 degrees and allows an easy view from salon as well as from aft deck area.

**Aft Cockpit:** Four Sony loudspeakers with separate volume control connected to stereo system in the Salon byremote control, and optional viewing of Samsung 49" HDTV in the aft salon by remote controlled, ceiling mounted, fold-down lift mechanism, which rotates 360 degrees, all controlled with hand held Universal remote controlsystem

**Bow Area:** Two Sony loudspeakers with separate volume control connected to the stereo system in the Media Room,all controlled with hand held Universal remote control system

**Fly bridge:** Six Sony loudspeakers with separate volume control connected to the stereo system in Salon, allcontrolled with hand held Universal control system

---

## Bilge System

---

- Centralized system with suction in each compartment connected to the main collector positioned in Engine room
- 24V electric pump, maximum capacity 200 lt/min (53 gals/min) with controls on electrical panels of Engine room and Wheelhouse
- Emergency manual pump placed in Engine room
- 24V automatic electrical bilge pumps in Engine room, Aft garage, cabins and bow peak
- Separate movable hose suction is linked to main collector
- Emergency suction in Engine room connected to one of the main engine's sea water intakes
- High water level alarm for each compartment with gauges at Wheelhouse electric panel
- Copper piping

---

## Fire Alarm and Safety System

---

- Portable extinguishers with powder and/or CO2 in all areas of the yacht
- CO2 centralized system to act on fire devices in Engine room, safety valves upon engines and generators, acoustic alarm system and gates to shut off venting conduits
- Emergency handle in Aft cockpit to control CO2 centralized system
- Handle in aft cockpit to activate pneumatic system to cut out the fuel electric pump and electric extractors in engine room
- Fire alarms connected with sensors placed in various areas of the yacht
- Fire alarm connected with gasoline vapor sensor in Aft garage
- Sea water fire hose (see Sea Water System)
- Smoke detectors in all cabins, galley, salon, media room, hallways and foyers

---

## Fuel System

---

- Two aluminum tanks in Engine room and two structural tanks positioned mid-ship and aft peak. Total capacity: 18,000 lt (4700 gals)
- Each tank is provided with copper breather pipe and electric sensor for level monitoring
- Fuel levels and alarms are visible on Wheelhouse monitor and on main panel
- Reversible 24V electro-pump, automatic and manual, to transfer fuel from structural tanks to engine room tanks
- Pump controls on electric panels of engine room and wheelhouse monitor
- Emergency manual pump
- Double separating filters for the pipe that connects engine room tank and main engines/generators. (MTU filters for main engines, single Racor filters for generators)

---

## Fresh Water System

---

- Structural tank placed on bow with a capacity of 2,800 lt. (736 gals) and shore connection.
- Plug for the shore connection on transom.
- 24V autoclave electric pump, positioned in Engine room and with 140 lt/min (37 gals/min) maximum flowrate, pumps water from structural tank to all users: washbasins, sinks, showers, WCs Sea- land, electrical appliances, aft platform shower and main deck hose.
- Two boilers with 150 lt (39.6 gals) each for all areas placed in the Aft garage
- WC with 'Jet' system

## Black and Grey Water Tanks

- One grey water tank with 1450 lt (380 gals)
- Crew heads, master heads, starboard VIP and starboard guest heads discharge into an auxiliary tank and afterwards pump into the main tank. For that purpose the pump is integrated into the 'Jet' system.
- Electrical level connected to electric pump placed close to the tanks with 42 lt/min (11 gals/min) maximum flow rate. The pump works both automatically and manually. In the first case, a timer guarantees the total emptying of the tank outboard. The pump control is in the Wheelhouse console.
- WC discharge is piped, under pressure, through the Jet pump into the structural black water tank (1450 lt - 380 gals). Black water tanks can discharge either outboard or ashore.
- WC 'Back Up' system provides the ability to use the second 'Jet' pump (dedicated to gray waters) instead of the first one. In that case, black water will be pumped into the gray water tank.

## Sea Water System

- Four main water intakes with stainless steel valve and filter: two for general utilities and one for each main engine
- Anti-fire, air conditioning, water maker and generators cooling are connected to the two sea water intakes for general utilities
- Part of cooling main engines water is used to cool gear box and risers for gas discharges
- Sea water fire system with electric pump, 220V, 200 lt/min (53 gals/min), placed in engine room and connected to three main deck hoses (bow and stern).

## Air Conditioning, Venting and Extractor System

- Air Conditioning 250,000 BTU
- Upgraded 20 ton cruise air compressors
- Engine room venting system through two electric fans (220V) and two electric extractors (220V) in order to guarantee good air circulation
- Air Mist Eliminator on sides of superstructure to avoid water entering into the ducts

- Cooling unit, cooling pumps and circulating pump placed in engine room
- Centralized air extraction system for heads
- 24V electric extractor in the aft garage

---

## Electro-Hydraulic System

---

Three electro- hydraulic units in the aft peak for rudder's trim tabs, gangways and transom-door with launching/recovering systems for tender and Jet Ski; each of these is 24V with its own tank and circuit.

---

## Lubricating Oil Changing System

---

- Aluminum tank (360 lt, 95 gals) placed in Engine room
- One reversible electric pump to permit all the possible transfers of the dirty/clean oil from/to the users

---

## Insulation

---

- Engine room done to class "A" specification
- Ceiling, sides and bulkheads of engine room are completely insulated with absorbent, soundproofing and heatinsulated materials
- Venting and extracting ducts are insulated
- Heat insulation of the superstructure through Rockwool Coating
- Main engine discharging ducts are insulated through ceramic composite materials

---

## Safety Equipment

---

- Three auto-inflatable life rafts for 12, 12 & 8 people
- Two ringing life belts with emergency light
- Portable extinguishers to protect all areas
- 24 life jackets

---

## Brokers Comments

---

**Upgrades & Improvements** Available on request is an extensive list of upgrades which are not limited to this yachts amazing visual ones. ELBA the company with it's team of architects and interior design team spent over 2 years transforming this 116 Grande into what she is today. Completely re-engineered with huge structural, mechanical and engineering improvements. An absolute "Must See" to understand the complexity and level of attention to detail the owner put into this vessel. The owners change of plans have reluctantly forced him into putting this



"Masterpiece" for sale. The owner will entertain smaller quality vessels in trade and being a developer, will look at interesting properties.

## **Исключения**

---

При продаже яхты исключаются личные вещи владельца.

## **Отказ от ответственности**

---

Компания предоставляет описание судна или яхты добросовестно, но не может гарантировать точность этой информации, а также не ручается за техническое состояние. Покупатель должен проинструктировать своих агентов или оценщиков исследовать представленную информацию более подробно, по собственному желанию. Продажа судна или яхты, изменение цены или снятие с продажи будет происходить без предварительного уведомления.

# ФОТОГРАФИИ

**Salon**



**Salon Dining**




**Dining**



**Media Room**



**Media Room**



**Day Head**



**Master Stateroom**



**Master Stateroom**



**Master Stateroom**



**Master Stateroom Mural**



**Master Stateroom Bath**



**Master Stateroom Bath**



**Master Stateroom Foyer**



**Guest Stateroom**



**Port Guest Stateroom**




**Hall Art**




**Helm**



**Steps**



## GA Plans



## Profile



# КОНТАКТЫ

---

Андрей Шестаков (Andrey Shestakov) – ведущий яхтенный брокер отдела продаж яхт и судов компании Shestakov Yacht Sales Inc. Официальный представитель Shestakov Yacht Sales Inc. для русскоговорящих клиентов в центральном офисе компании в Майами/Форт Лодердейл/Флорида/США.

## Контактная информация

---

Email: [andrey@shestakovyachtsales.com](mailto:andrey@shestakovyachtsales.com)

Web: [shestakovyachtsales.com](http://shestakovyachtsales.com)

## Телефоны

---

Краснодарский край: **+7(918)465-66-44**

США, Майами, Флорида: **+1(954)274-4435**

## Время работы

---

Понедельник – Суббота: **9:00 - 21:00**  
EDT

Воскресенье: **Закрито**

## Адрес

---



Harbour Towne Marina, 850 NE 3rd St,  
STE 213, Dania, FL 33004