

## NO NAME — GRAND BANKS



**Builder:** GRAND BANKS

**Year Built:** 2015

**Model:** Cruiser

**Price:** PRICE ON APPLICATION

**Location:** United States

**LOA:** 50' 1" (15.27m)

**Beam:** 16' 6" (5.03m)

**Max Draft:** 3' 6" (1.07m)

**Cruise Speed:** 27 Kts. (31 MPH)

**Max Speed:** 33 Kts. (38 MPH)

Our experienced yacht broker, Andrey Shestakov, will help you choose and buy a yacht that best suits your needs **NO NAME — GRAND BANKS** from our catalogue. Presently, at Shestakov Yacht Sales Inc., we have a wide variety of yachts available on our sale's list. We also work in close contact with all the big yacht manufacturers from all over the world.

If you would like to buy a yacht **NO NAME — GRAND BANKS** or would like help answering any questions concerning purchasing, selling or chartering a yacht, please call **+1(954)274-4435**

# TABLE OF CONTENTS

TABLE OF CONTENTS	2
SPECIFICATIONS	6
Overview	6
Basic Information	6
Dimensions	6
Speed, Capacities and Weight	6
Accommodations	6
Hull and Deck Information	7
Engine Information	7
DETAILED INFORMATION	8
Walkthrough	8
Construction	9
Aft Deck/Cockpit	9
Interior	10
Salon	12
Galley	12
Lower Helm	13
Electronics, Optional	13
Master Stateroom	14
Master Head	15
Guest Stateroom	16
Guest Head	16
Flybridge	17
Engine Room / Mechanical Equipment	18
Electrical Equipment	19
Exterior Equipment	21
Optional Equipment	23
Remarks	26

Exclusions	27
Disclaimer	27
PHOTOS	28
Bow	28
Bow Profile	28
Aft Deck	28
Aft Deck	28
Aft Deck	29
Aft Deck	29
Aft Deck	29
Aft Deck	29
Aft Deck	30
Aft Deck	30
Sidedeck, Stbd	30
Foredeck	30
Foredeck	31
Flybridge	31
Flybridge	31
Flybridge	31
Flybridge	31
Flybridge	31
Salon	32
Salon	32
Salon	32
Salon	32
Salon	32
Salon	32
Salon	33
Lower Helm	33

---

Lower Helm	33
Lower Helm	33
Galley	33
Galley	33
Galley	34
Galley	34
Galley	34
Washer/Dryer	34
Master Stateroom	35
Master Stateroom	35
Master Stateroom	35
Master Stateroom	35
Master Head	36
Master Stateroom	36
Master Head	36
Forward Stateroom	36
Forward Stateroom	37
Forward Stateroom	37
Forward Stateroom	37
Forward Head	37
Forward Head	38
Engine Room	38
Engine Room	38
Engine Room	38
Engine Room	39
Engine Room	39
Engine Room	39
Engine Room	39
Main Deck Layout	39

---

---

Lower Deck Layout	39
Transom	40
Stern Profile	40
CONTACTS	41
Contact details	41
Telephones	41
Office hours	41
Address	41

---

# SPECIFICATIONS

---

## Overview

---

This AS NEW 2015 model Grand Banks 50 Eastbay FB has very low hours and is an excellent opportunity to own a fully equipped GB50FB now! The Grand Banks 50 Eastbay Flybridge is a revolutionary new model which offers extensive design innovations and features & benefits that will far exceed your expectations in every way! With her fantastic C. Raymond Hunt designed hull providing one of the softest rides on the water, along with her 2 stateroom/2 head layout including amidship Master Stateroom, she won't last long! Price reduced for immediate sale!

## Basic Information

---

**Category:** Cruiser

**Sub Category:** Express

**Model Year:** 2015

**Year Built:** 2015

**Country:** United States

**Fly Bridge:** Yes

## Dimensions

---

**LOA:** 50' 1" (15.27m)

**Beam:** 16' 6" (5.03m)

**Max Draft:** 3' 6" (1.07m)

## Speed, Capacities and Weight

---

**Cruise Speed:** 27 Kts. (31 MPH)

**Max Speed:** 33 Kts. (38 MPH)

**Displacement:** 50050 Pounds

**Water Capacity:** 162 Gallons

**Holding Tank:** 84 Gallons

**Fuel Capacity:** 700 Gallons

## Accommodations

---

**Total Cabins:** 2

**Total Heads:** 2

---

## Hull and Deck Information

---

**Hull Material:** Fiberglass

---

## Engine Information

---

**Engines:** 2

**Manufacturer:** Volvo

**Model:** IPS 950 D11

**Engine Type:** Inboard

**Fuel Type:** Diesel

---

# DETAILED INFORMATION

---

## Walkthrough

---

This 50FB offers the most popular two stateroom layout with galley down, an optional mid-ship Master, and two full heads with stall showers. On the main deck, there is a double-size STIDD helmseat at the steering station and a Pantograph door adjacent to the helm for easy access to the side deck. This lightweight, high-tech door also flushes completely against the hull side and makes it barely noticeable and very simple for one person to handle the boat with easy access to the side decks right near the spring cleats. For your stern cleats, Grand Banks has designed a hinged coaming that lifts for access to the cleats. This keeps the cleats off of the top of the coaming where they can be in the way and keeps this area available for seating.

The large salon is accessed through the cockpit via a 6-panel door system in which 4 panels can open fully exposing the cockpit and making them essentially one area together, as the cockpit is nearly the same level as the salon. With built-in L-shaped seating and storage below in the aft part of the cockpit and forward of that, a custom-made large teak table with leaves which provides easy dining for six (6), and just forward of that a starboard hull-side opening boarding doors which provide walk-on/walk-off access when tied to a floating dock - these are just some of the new fantastic features and benefits never seen on an Eastbay before.

There is an auto-retractable sunshade that has been custom manufactured by SureShade to completely hide away inside the hardtop when not in use and be finished with a fiberglass cover that makes it look like nothing is there at all. This sunshade is designed to cover the cockpit which is remote controlled and easily stows away. Moving to the bow area, on the cabinhouse there is an optional sunpad which is designed into the deck and makes for a comfortable sunbathing spot.

This 50FB has twin Volvo 950 D11 at 725hp each with (2) IPS drives which offer unparalleled maneuverability while underway or around the dock with a joystick control which easily allows the captain to move the boat completely sideways or thrust the bow or stern over independently.

There is a second joystick docking station option which mounts in the cockpit coaming on the starboard side; this allows you to leave the helm station and make any final adjustments in your docking with the joystick at the back end of the boat – a very nice feature.



As in all Eastbay / Grand Banks models, she has wide walkaround side decks making it very easy to transition the deck while docking, anchoring or just moving around underway. Her new styling elements with the newly designed deck and the increased shear in the bow and the stern provide an absolutely stunning exterior.

## Construction

---

- Hull color: "Flag Blue" gelcoat, with "Gold" cove stripe and white painted boot stripe with gelcoat strip between boat and antifouling, optional
- Anti-fouling: Two (2) coats of Micron Extra #YBA 929 Navy Blue applied at factory, optional
- Fiberglass outer skin: gel-coated, Cook Composites & Polymers
- Fiberglass, hand-laid
- Hull barrier: epoxy undercoat, 2 coats
- Hull lamination: Hydrex resin skin coat, Reichold
- Hull structural grid: fiberglass and foam
- Hull: composite, fully cored, with cross-linked high density PVC foam core
- Quarter guard: FRP molded, with stainless steel rubrail
- Structural bulkheads: composite, partially watertight (2)

## Aft Deck/Cockpit

---

- Sureshade retractable electric awning at hardtop in Sunbrella "Toast" canvas
- Cockpit Access Door; side door at starboard, optional
- Tender lift: molded fiberglass swim platform with teak decking on top and Sealift system hydraulic lift, 770 lbs capacity, with built-in Sealift chocks, optional
- (1) unit each collapsible cleat (for dinghy) at port and stbd outboard of swim platform
- (8) Rupp Rod Holders, optional
- Rupp Outriggers, custom install, optional

- Kenyon Electric Grill, port and forward cockpit, optional
- (2) Floodlights: Hella Sea Hawk floodlights with switch at: (1) unit each at port and stbd of house top aft overhand with (1) switch, optional
- Refrigeration: Vitfrigo 70 RFX Drawer type fridge unit inside cockpit port locker; attached to teak isle panel door with dedicated slam lock, optional
- L-Settee: Custom design optional L-settee at cockpit aft and starboard; fabric Soft Dura "Extra Off White" with self-piping, optional
- (2) Folding chairs in cockpit, canvas in Sunbrella "Toast", optional • Cabinet: storage with shelf
- Capstan base: lid covered
- Decking, solid teak, epoxy bonded, TDS System, aft deck only
- Engine removal: soft patch, fiberglass
- Engine room access: pneumatic deck hatch, stainless steel ladder
- Flybridge access: fiberglass step box, storage within, with ladder with teak treads and dual, stainless steel hand rails
- Lockers: tub lockers, port and starboard with drains and teak hatches, at cockpit sole
- Self-draining cockpit: stainless steel drains, one each port and starboard
- Settee: (i) forward facing at transom, straight, molded fiberglass, underseat storage, (ii) cushions, self-piping, vinyl SoftDura "Off White"
- Swim ladder: top mounted with hatch
- Shower: hand-held, in cockpit, with retractable hose, hot/cold, Scanvik
- Table: stainless steel pedestal, varnished teak flat top with flip-up leaf, drink holders
- Transom door: hinged, opening inwards, solid fiberglass, with latch
- Wet bar: with integrated sink, cold water faucet

## Interior

---

- Countertops, optional

Countertops - both heads: Marble "Crema Marfil"

Countertops - galley: Granite, "Giallo Topazio"

Fabric package designed by A La Mer

Lower helm double Stidd seat fabric in Ultraleather Buff #291-3609, optional

- Sole Finishing

Upper deck sole is standard teak and holly

Galley sole is standard teak and holly

Lower deck companionway is standard teak and holly and steps are teak

Master and guest stateroom soles are teak and holly

- Interior varnish: standard satin varnish
- Cabinet furniture: teak, raised panels
- Dimmer switches: in salon and cabins, Vimar, bronze covers
- Drawers: teak faced with positive locks
- Grab rails: teak bars, stainless steel fittings
- Hardware: stainless steel and chrome
- Headlining: vinyl panels, removable with Fast Mount System
- Hull ceiling sides: vinyl
- Indirect overhead lighting: at valance, LED
- Lighting: Xenon, DC, Cantalupi
- Lights: reading lights at berths
- Portlights: lower deck, opening, with screens, Aritex
- Steps anti-slip: custom rubber traction strips
- Oceanair hatch screens
- Outlets, AC
- Window treatments – lower deck: fabric curtains

- Window treatments – upper deck: (i) side windows and side door(s) – Hunter Douglas

Duette Shades

---

## Salon

---

- Doors - aft deckhouse: 6-panel sliding with fixed outboard panels; full height tempered glass, stainless steel frames, Opacmare
- Straight settee at stbd with custom design curved back rest, optional
- L-settee at port with custom design curved back rest at outboard side and straight backrest at fwd side, optional
- Yacht Table: new design flip table top yacht table, optional
- Entertainment center in teak cabinetry
- TV cabinet with powered Manship TV lift

---

## Galley

---

Galley down

- SubZero 700BR drawer type unit refrigeration for both drawers at galley
- Weaco CB-36 Freezer top load access freezer at port outboard corner, optional
- Miele KM 4-electric burner cooktop, AC
- Sharp R930CS Microwave/Convection Oven
- Franke stainless steel sink, single bowl
- Grohe single lever faucet with pull-out head with hose
- Countertops in "Giallo Topazio" Granite with backsplash guard & varnished teak fiddles
- Exhaust blower, DC
- Trash bin, stainless steel, double
- Galley storage; under cabin sole shelves

---

## Lower Helm

---

- Teak electronic console, optional
- Custom design helm seat cabinet
- Chart Locker: between companionway and helm station
- Compass: flush mounted on top of electronics console, Ritchie
- Steering wheel: stainless steel, teak rimmed
- STIDD 1200 Double Seat Series
- Pantograph lightweight, high-tech side opening door, starboard, flushes completely against hull side when open
- Integrated Joystick and Remote Input Device (RID) on STIDD Seat: Volvo Engine Joystick Control located outboard of helm seat; outboard armrest - lower helm; Remote Input Device (Glass Dash Control) at outboard helm seat; inboard armrest - lower helm; E-Key provided, optional

---

## Electronics, Optional

---

### Entertainment System

KVH TV-6 Satellite

TV's: Master Cabin with Samsung 32" TV; Salon on lift with Samsung VHD 40" TV

Fusion #MS-AV700i Marine DVD Stereo with:

- (4) units MS-BX3020 speakers at salon
- (2) units MS-FR6021 speakers at cockpit
- (2) units MS-FR6021 speakers at owners cabin
- (1) unit of MS-DKIPUSB iPOD / iPHONE Dock
- (1) unit of MS-BT100 Marine Bluetooth module
- (2) units Fusion #MS-NRX200i wired remote control
- (1) unit of MS-AM702 Amplifier

- (1) unit of MS-AB108 Subwoofer at salon

Dynamic Position System: Volvo Dynamic Position System

Electronic Package Integrated: Volvo Cockpit (helm) glass integrated control and monitoring system with Garmin Electronic Package.

### **Volvo Glass Cockpit**

- (2) units of Volvo Glass Cockpit Multifunction Display 8015 display at lower helm
- (2) units of Volvo Glass Cockpit Multifunction Display 8015 display at upper helm

### **Garmin System**

- (1) unit of GMR 604 Marine Radar, 4ft Open Array XHD
- (1) unit XHD Pedestal 4kW with 15m cable
- (1) unit of GSD 26 digital sounder spread spectrum chirp up to 3kW 28kHz to 210 kHz
- (1) unit of 6m marine network cable
- (1) unit of 12m marine network cable
- (1) unit of VHF 200i Radio with NMEA 2000
- (1) unit of Shakespeare VHF Antenna, 5ft, A13 mounting bracket
- (1) unit of Airmar 1kW B265LH bronze thru hull
- (1) unit of GWS 10 wind sensor
- (1) unit of NMEA 2000 backbone cable (10m)
- (1) unit of Garmin marine network cable (5m)
- (1) unit of NMEA 2000 drop cable (2m)
- (1) unit of NMEA 2000 drop cable (10m)
- (1) unit of Airmar DST800 smart sensor
- (1) unit of GHS 10i VHF second station

## **Master Stateroom**

- Cabinets: storage throughout
- Hanging locker: cedar-lined, Aqua Signal interior light
- Head and shower access: private en-suite
- Mattress: inner spring, pillow top with memory foam
- Port-holes: stainless steel, opening, smoked glass, with screens
- Reading lights: two (2), DC, chrome finish
- Skylight hatch: Manship, smoked, with Oceanair screen and shade
- LCD TV, optional
- Bureau with drawers

## Master Head

---

- Partition in between head and shower with half glass and teak panel finish, optional
- Under counter locker and panel with teak finish, optional
- Outboard locker above countertop with sliding mirror door and teak panel finish, optional
- Full height glass shower door opening to aft, optional
- Cabinets: under-counter storage
- Countertop: Corian, "Savannah"
- Exhaust blower: DC, 3" diameter, Jabsco 35115-0020
- Port-hole: stainless steel, opening, smoked glass, with screen
- Shower drain: automatic drain pump, DC, WhaleShower faucet: Grohe, mixer, handheld
- Shower stall: separate fiberglass cell, frameless glass door, Corian pan
- Sink faucet: Grohe, single lever
- Sink: under-mount, Corian
- Skylight hatch: Manship, smoked, with Oceanair screen and shade
- Toilet: SeaLand MasterFlush, freshwater flush through macerator
- Vanity: above-counter storage

---

## Guest Stateroom

---

- Hanging locker: teak, cedar-lined, Aqua Signal interior light
- Head access: en-suite
- Hullside window: fixed, tinted, with shade
- Mattress: inner spring, pillow top with memory foam
- Reading lights: two (2), DC, LED, chrome finish
- Skylight: interior between cabin and helm area, tinted glass, with Oceanair screen and shade
- Access to starboard guest head via companionway

---

## Guest Head

---

- Partition in between head and shower with half glass and teak panel finish, optional
- Under counter locker and panel with teak finish, optional
- Outboard locker above countertop with sliding mirror door and teak panel finish, optional
- Full height glass shower door, optional
- Cabinets: under-counter storage
- Countertop: Corian, "Savannah"
- Exhaust blower: DC, 3" diameter, Jabsco 35115-0020
- Shower drain: automatic drain pump, DC, WhaleShower faucet: Grohe, mixer, handheld
- Shower stall: separate fiberglass cell, frameless glass door, Corian pan
- Sink faucet: Grohe, single lever
- Sink: under-mount, Corian
- Skylight hatch: Manship, smoked, with Oceanair screen and shade
- Toilet: SeaLand MasterFlush, freshwater flush through macerator
- Vanity: above-counter storage
- Partition between head & shower w/ half glass & teak panel finish



- Under counter locker & panel w/ teak finish
- Outboard locker above countertop w/ sliding mirror door & teak panel finish

## Flybridge

---

The flybridge features two STIDD helm seats forward, a very comfortable L-settee with storage below aft, and a teak table. The access to the bridge is easy from an aft deck ladder which is more like a staircase.

Flybridge with:

- Helm console with locker at port and stbd with teak isle door. White flowcoat with rubber mat finishing inside storage area.
- Steering system with helm secondary control station
- (1) unit of Stidd seat #500NXL-2X2 "Slimline" (medium pedestal)
- Teak table with high gloss finished varnish and fix pedestal
- L-settee at port with storage underneath. Fabric to be Soft Dura extra off white with self-piping
- Straight stainless steel staircase with teak step and dual handrails
- Safety railing
- Stainless steel steering wheel with teak rimmed - 026"
- Windshield tinted Prespex with stainless steel frame
- Compass flush mounted on top of electronics console
- Courtesy lights LED Hela marine
- Cup holders (1) each side of steering wheel
- Non-skid painted deck
- Manship hatch with stainless steel strut

Bimini top: installed with boot; in Sunbrella "Toast" canvas, optional

Helmseat - additional: Stidd 500NXL-2X2 Slimline seat series at stbd of FB helm. Fabric in Ultraleather Parchment, optional

Radar arch: clear anodized polished aluminum radar arch by Bausch-American

Isotherm #CR49 Refrigeration inside FB helm port locker, optional

## Engine Room / Mechanical Equipment

---

- Twin Volvo IPS 950 D11 725hp engines with (2) IPS drives
- Volvo Autopilot System, optional
- Additional third engine control station at cockpit stbd wing locker with joystick IPS control only, optional
- Freshwater shore connection with pressure reducer, optional
- Fuel sender integrated to glass cockpit
- Algae X fuel conditioners (LG-X 200 and LG-X 1500) installed to main engines and generator, custom install, optional
- Alternator 80A, 24V
- Ball valves and thru hull fittings above waterline: bronze housings, chrome valves, Groco
- Engine raw water intake strainers: Volvo seawater filter kits
- Engine room faucet: freshwater, cold only
- Engine room sole: non-skid mats
- Engine room sound insulaton: fiberglass wool, composite panels
- Exhaust system: underwater through IPS drive
- Fire extinguisher: in engine room, with engine-generator-blower shut down and override control, Fireboy
- Fuel filters: Volvo-supplied dual filters with water separators
- Fuel tanks: two crosslink polyethylene tanks, total 440 US gallon capacity, Moeller Marine, plus one integral fiberglass tank with 260 US gallon capacity
- Fuel transfer pump: between forward integral tank and engine room wing tanks,

---

## Jabso Vane VR050

- Generator exhaust system: with gas/water separator, Centek
- Oil change system: Groco pump, DC, Model G-3, with quick disconnect fittings
- Steering: electric/hydraulic (integral with IPS)
- Struts: bronze with rubber bearings
- Water purification system: Seagull IV X-1F microbiological purifier with faucet, in galley
- Water tank, one tank, polyethylene, food grade, 162 US gallon capacity, Moeller Marine
- Watermaker: HRO Seafari 1400 Watermaker, custom install, optional
- Eskimo Ice Chipper, custom install in starboard deck locker, optional

---

## Electrical Equipment

---

- Ice maker: U-Line BI-95 Ice maker inside stbd locker under the helm seat, optional
- Washer and dryer: Splendide WD 2100 combo vented under companionway step, optional
- Dometic Marine Air Conditioning, reverse cycle with compressors and blowers, at salon/helm (36k BTU), contained units in master cabin (12k BTU), guest cabin (12k BTU), galley (10k BTU), optional
- Alarm and indicator panel: mimicked boat profile LED panel, at lower helm
- Alarm panel: LED panel, at upper helm
- Battery - Generator: 1 unit AGM Lifeline, 12V, 105Ah with fiberglass box, lid and strap
- Battery charger - Engine & Service: Mastervolt Chargemaster 24/100-3, 24V, 100A, automatic
- Battery charger - Generator: Mastervolt Chargemaster 12/35-3, 12V, 35A, automatic
- Battery condition indicator: BEP, at electrical panel

- Battery disconnect switches: BEP, remote motorized
- Battery emergency paralleling: emergency engine starting through parallel solenoid between the two engine battery banks, control at helm
- Bilge pumps: three (3) units, DC, automatic, with high water alarms at helm(s), Rule Mate RM2000-24
- Bonding system: zinc anodes, on raw water cooling systems and heat exchangers
- Carbon monoxide detectors: in sleeping areas and salon, Seafire Marine
- DC converter: 24-12V, 40A, Newmar
- DC outlets: 12V, two units, one at each helm
- Distribution panels: AC/DC, BEP
- Engine gauges and instrumentation: Volvo, 7" full color display, at helm station
- Engine room lights: DC, LED, Hella Marine
- Engine room ventilation: four blowers, DC, two intakes on one side, two exhausts on the other side of engine room, Delta "T"
- Engine start/stop: at lower and upper helms
- Freshwater system: pressurized, DC, Groco Paragon Senior
- Galvanic isolator: Prosafe
- Generator: Phasor Marine Genset, 17kW for 120V/60Hz
- Holding tank - black water: polyethylene, 100 US gallon capacity; deck fitting for dockside pumpout; equipped with direct discharge pump, DC, Sealand Sani Pump T24
- Holding tank - level indicator: Dometic Sealand, model DTM, at lower helm
- Inverter/charger: Mastervolt Mass Combi 24V/2500W-60, with remote panel at lower helm
- Navigation lights: DC, LED, Hella Marine
- Outlets: AC, with GFCI protection, Vimar

- Rudder angle indicator: DC, VDO Ocean Line
- Satellite TV antenna prep: pre-wire RG6 cable, from (behind) lower helm to mast
- Shorepower inlet aft: 50A, Glendinning Cablemaster with 75 feet cable
- Tank monitoring: gauges for fuel and water tanks, display at lower helm, SmartSwitch TD4000
- Trim Tabs: Humphree Interceptor, "Basic", 24V DC, manual controlled trim adjustment, optional
- TV Prep: pre-wire RG6 cable from (behind) lower helm cabinet to salon, master cabin, guest cabin; adjacent AC outlet
- Water heater: AC, 20 US gallon capacity, Seaward H-2050W
- Windshield wipers: washers, intermittent-low-medium-high speeds, electronic touch control panel, Exalto
- Wiring: marine-grade tin-plated copper

## Exterior Equipment

---

- Sunpad: fwd deck sun bed with glass holder, rails and integrated headrest; cushion 3" thick; fabric Soft Dura "Extra Off White" with self-piping; Canvas covers color: Sunbrella "Toast", optional
- Window covers: Textaline, "Almond", optional
- Canvas: Sunbrella "Toast" Exterior Canvas Covers, optional
- (2) Seavision Underwater Lights, HID, optional
- Anchor chain locker: with partition for rope and chain, self-draining
- Anchor platform: stainless steel, single stainless steel roller
- Cabin top: painted non-skid, Awlgrip, "GB White" color
- Chocks and mooring cleats: stainless steel
- Cleats: for fenders, stainless steel, pop-up, at cockpit coaming and swim platform

- 
- Cleats: for mooring, stainless steel, fixed
  - Courtesy lights: LED, Hella Marine
  - Deck fills: fuel, water and waste pump-out; at side decks
  - Decking: side and forward decks, painted non-skid, Awlgrip, "Moondust" color
  - Engine room vents: with mist eliminators
  - Exterior lockers & settees matting: 3M 9100T Entrap, Z-web vinyl ridges, "grey" color
  - Fairleads: four units, stainless steel, at cockpit port and starboard aft corners, two at transom, two at hull side
  - Flag poles: varnished teak, with stainless steel holders at bow and stern
  - Foredeck lockers: port and starboard
  - Freshwater washdown: with quick disconnect outlet, at bow, including one hose
  - Grab rails: stainless steel
  - Navigation light boards: varnished teak, port and starboard
  - Non-skid "Moon Dust": side decks, cockpit coaming, cabintop & flybridge
  - Radar bracket
  - Rubrail: heavy-duty vinyl, stainless steel insert profile
  - Safety rails: at main deck, 1 1/8" diameter round profile stainless steel, with intermediate rail
  - Saltwater washdown: with quick-disconnect outlet, at bow, including one hose, optional
  - Searchlight: white powder coated; remote controlled, dual stations, Jabsco #233L 24VDC, optional
  - Swim ladder: stainless steel, collapsible/sectional, mounted under swim platform
  - Teak Accent Lines: Teak molding with high gloss varnish finish at deckhouse sides, at mid-level, port and starboard sides, optional
  - Toe rail: teak

- Windlass: DC, vertical gypsy and capstan, chain/rode, low profile, Maxwell RC12-10
- Windows: at hull sides, grey tempered glass, fixed, fritted, bonded in place
- Windows: at salon sides, grey tempered glass, vertical sliding with electric actuator, one each port and starboard
- Windows: fixed, grey tempered glass at salon sides, clear tempered glass at salon front, fritted, bonded in place

## Optional Equipment

---

- Hull color: "Flag Blue" gelcoat, with "Gold" cove stripe and white painted boot stripe with gelcoat strip between boat and antifouling, optional
- Anti-fouling: Two (2) coats of Micron Extra #YBA 929 Navy Blue applied at factory, optional
- Cockpit Access Door; side door at starboard, optional
- Tender lift: molded fiberglass swim platform with teak decking on top and Sealift system hydraulic lift, 770 lbs capacity, with built-in Sealift chocks, optional
- (8) Rupp Rod Holders, optional
- Rupp Outriggers, custom install, optional
- Kenyon Electric Grill, port and forward cockpit, optional
- (2) Floodlights: Hella Sea Hawk floodlights with switch at: (1) unit each at port and stbd of house top aft overhead with (1) switch, optional
- Refrigeration: Vitrifrigo 70 RFX Drawer type fridge unit inside cockpit port locker; attached to teak isle panel door with dedicated slam lock, optional
- L-Settee: Custom design optional L-settee at cockpit aft and starboard; fabric Soft Dura "Extra Off White" with self-piping, optional
- (2) Folding Chairs in cockpit, canvas in Sunbrella "Toast", optional
- Countertops, optional
- Countertops - both heads: Marble "Crema Marfil"
- Countertops - galley: Granite, "Giallo Topazio"
- Weaco CB-36 Freezer top load access freezer at port outboard corner of Galley, optional

- Lower helm double Stidd seat fabric in Ultraleather Buff #291-3609, optional
- Salon straight settee at stbd with custom design curved back rest, optional
- Salon L-settee at port with custom design curved back rest at outboard side and straight backrest at fwd side, optional
- Salon Yacht Table: new design flip table top yacht table, optional
- Lower Helm Teak electronic console, optional
- Integrated Joystick and Remote Input Device (RID) on STIDD Seat in Lower Helm: Volvo Engine Joystick Control located outboard of helm seat; outboard armrest - lower helm; Remote Input Device (Glass Dash Control) at outboard helm seat; inboard armrest - lower helm; E-Key provided, optional
- Flybridge Bimini top: installed with boot; in Sunbrella "Toast" canvas, optional
- Helmseat - additional: Stidd 500NXL-2X2 Slimline seat series at stbd of FB helm. Fabric in Ultraleather Parchment, optional
- Isotherm #CR49 Refrigeration inside FB helm port locker, optional
- Volvo Autopilot System, optional
- Additional third engine control station at cockpit stbd wing locker with joystick IPS control only, optional
- Freshwater shore connection with pressure reducer, optional
- Algae X fuel conditioners (LG-X 200 and LG-X 1500) installed to main engines and generator, custom install, optional
- Watermaker: HRO Seafari 1400 Watermaker, custom install, optional
- Eskimo Ice Chipper, custom install in starboard deck locker, optional
- Ice maker: U-Line BI-95 Ice maker inside stbd locker under the helm seat, optional
- Washer and dryer: Splendide WD 2100 combo vented under companionway step, optional
- Dometic Marine Air Conditioning, reverse cycle with compressors and blowers, at salon/helm (36k BTU), contained units in master cabin (12k BTU), guest cabin (12k BTU), galley (10k BTU), optional
- Trim Tabs: Humphree Interceptor, "Basic", 24V DC, manual controlled trim adjustment, optional
- Sunpad: fwd deck sun bed with glass holder, rails and integrated headrest; cushion 3"



thick; fabric Soft Dura "Extra Off White" with self-piping; Canvas covers color: Sunbrella "Toast", optional

- Window covers: Textaline, "Almond", optional
- Canvas: Sunbrella "Toast" Exterior Canvas Covers, optional
- (2) Seavision Underwater Lights, HID, optional
- Saltwater washdown: with quick-disconnect outlet, at bow, including one hose, optional
- Searchlight: white powder coated; remote controlled, dual stations, Jabsco #233L 24VDC, optional
- Teak Accent Lines: Teak molding with high gloss varnish finish at deckhouse sides, at mid-level, port and starboard sides, optional
- Electronics, optional
- **Entertainment System**
- KVH TV-6 Satellite
- TV's: Master Cabin with Samsung 32" TV; Salon on lift with Samsung VHD 40" TV
- Fusion #MS-AV700i Marine DVD Stereo with:
  - (4) units MS-BX3020 speakers at salon
  - (2) units MS-FR6021 speakers at cockpit
  - (2) units MS-FR6021 speakers at owners cabin
  - (1) unit of MS-DKIPUSB iPOD / iPHONE Dock
  - (1) unit of MS-BT100 Marine Bluetooth module
  - (2) units Fusion #MS-NRX200i wired remote control
  - (1) unit of MS-AM702 Amplifier
  - (1) unit of MS-AB108 Subwoofer at salon
- Dynamic Position System: Volvo Dynamic Position System
- Electronic Package Integrated: Volvo Cockpit (helm) glass integrated control and monitoring system with Garmin Electronic Package.
- **Volvo Glass Cockpit**

- (2) units of Volvo Glass Cockpit Multifunction Display 8015 display at lower helm
- (2) units of Volvo Glass Cockpit Multifunction Display 8015 display at upper helm
- **Garmin System**
- (1) unit of GMR 604 Marine Radar, 4ft Open Array XHD
- (1) unit XHD Pedestal 4kW with 15m cable
- (1) unit of GSD 26 digital sounder spread spectrum chirp up to 3kW 28kHz to 210 kHz
- (1) unit of 6m marine network cable
- (1) unit of 12m marine network cable
- (1) unit of VHF 200i Radio with NMEA 2000
- (1) unit of Shakespeare VHF Antenna, 5ft, A13 mounting bracket
- (1) unit of Airmar 1kW B265LH bronze thru hull
- (1) unit of GWS 10 wind sensor
- (1) unit of NMEA 2000 backbone cable (10m)
- (1) unit of Garmin marine network cable (5m)
- (1) unit of NMEA 2000 drop cable (2m)
- (1) unit of NMEA 2000 drop cable (10m)
- (1) unit of Airmar DST800 smart sensor
- (1) unit of GHS 10i VHF second station
- LCD TV in Master Stateroom, optional
- Both Heads with:
  - Partition in between head and shower with half glass and teak panel finish, optional
  - Under counter locker and panel with teak finish, optional
  - Outboard locker above countertop with sliding mirror door and teak panel finish, optional
  - Full height glass shower door opening to aft, optional

---

## Remarks

---

This AS NEW 2015 model Grand Banks 50 Eastbay FB has very low hours and is an excellent opportunity to own a fully equipped GB50FB now! The Grand Banks 50 Eastbay Flybridge is a revolutionary new model which offers extensive design innovations and features & benefits that will far exceed your expectations in every way! With her fantastic C. Raymond Hunt designed hull providing one of the softest rides on the water, along with her 2 stateroom/2 head layout including amidship Master Stateroom, she won't last long! Price reduced for immediate sale!

## Exclusions

---

Owner's personal belongings.

## Disclaimer

---

The Company offers the details of this vessel or yacht in good faith but cannot guarantee or warrant the accuracy of this information nor warrant the condition of the vessel. A buyer should instruct his representatives, agents, or his surveyors, to investigate such details as the buyer desires validated. This vessel or yacht is offered subject to prior sale, price change, or withdrawal without notice.

# PHOTOS

**Bow Profile**



**Bow**



**Aft Deck**



**Aft Deck**



**Aft Deck**



**Aft Deck**



**Aft Deck**



**Aft Deck**



**Aft Deck**



**Aft Deck**



**Siddeck, Stbd**



**Foredeck**



**Foredeck**



**Flybridge**



**Flybridge**



**Flybridge**



**Flybridge**



**Flybridge**



Salon



Salon



Salon



Salon



Salon



Salon





Salon



Lower Helm



Lower Helm



Lower Helm



Galley



Galley



**Galley**



**Galley**



**Galley**



**Washer/Dryer**



**Master Stateroom**



**Master Stateroom**



**Master Stateroom**



**Master Stateroom**



**Master Stateroom**



**Master Head**



**Master Head**



**Forward Stateroom**



**Forward Stateroom**



**Forward Stateroom**



**Forward Stateroom**



**Forward Head**



**Forward Head**



**Engine Room**



**Engine Room**




**Engine Room**



**Engine Room**



**Engine Room**



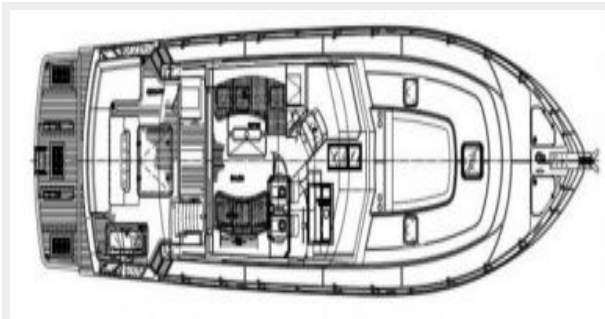
**Engine Room**



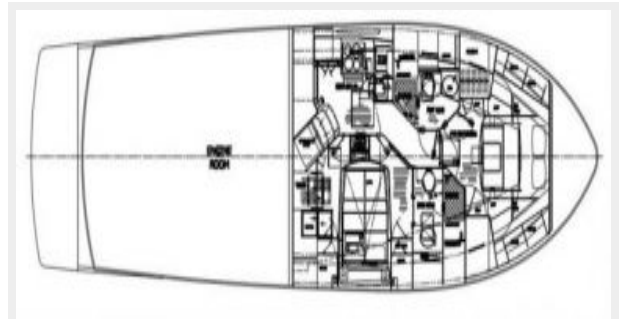
**Engine Room**



**Main Deck Layout**



**Lower Deck Layout**



## Transom



## Stern Profile





---

# CONTACTS

---

Andrey Shestakov, leading yacht broker of the sales department of Shestakov Yacht Sales Inc. Shestakov Yacht Sales Inc., the official representative of the Miami/Fort Lauderdale FL headquarters.

---

## Contact details

---

Email: [andrey@shestakovyachtsales.com](mailto:andrey@shestakovyachtsales.com)

Web: [shestakovyachtsales.com/en/](http://shestakovyachtsales.com/en/)

---

## Telephones

---

USA: +1(954)274-4435

---

## Office hours

---

Monday – Saturday: **9:00 - 21:00** EDT

Sunday: **closed**

---

## Address

---



Harbour Towne Marina, 850 NE 3rd St,  
STE 213, Dania, FL 33004