

REBEL YELL — JEFFERSON



Builder: JEFFERSON

LOA: 60' 0" (18.29m)

Year Built: 1987

Model: Motor Yacht

Price: PRICE ON APPLICATION

Location: United States

Our experienced yacht broker, Andrey Shestakov, will help you choose and buy a yacht that best suits your needs **Rebel Yell — JEFFERSON** from **our catalogue**. Presently, at **Shestakov Yacht Sales Inc.**, we have a wide variety of yachts available on **our sale's list**. We also work in close contact with all the big **yacht manufacturers** from all over the world.

If you would like to buy a yacht **Rebel Yell — JEFFERSON** or would like help answering any questions concerning purchasing, selling or chartering a yacht, please call **+1(954)274-4435**

TABLE OF CONTENTS

TABLE OF CONTENTS	2
SPECIFICATIONS	3
Overview	3
Basic Information	7
Dimensions	7
Accommodations	7
Hull and Deck Information	8
Engine Information	8
PHOTOS	9
CONTACTS	18
Contact details	18
Telephones	18
Office hours	18
Address	18

SPECIFICATIONS

Overview

The Rebel Yell is an exceptional Motor Yacht that is easily handled by a couple that wishes to live aboard and cruise the ICW, the Bahamas and beyond.

From the fly bridge to the main salon down to the galley and staterooms below this yacht offers a elegant, roomy and comfortable lifestyle.

The interior is classic providing a warm inviting surrounding, Rebel Yell engines have been maintained and are ready to cruise. The yacht is docked in fresh water.

Owner has long term lease at the Glades RV and Marina located in Moore Haven is willing to negotiates terms if buyer wishes to stay at the Glades

Additional Specs, Equipment and Information: **Boat Name** Rebel Yell **Engines** Engine 1: Engine Brand: Detroit Deisel Year Built: 1987 Engine Type: Inboard Engine/Fuel Type: Diesel Location: Port Engine Hours: 1931 Propeller: 3 blade propeller Drive Type: Direct Drive Engine Power: 450 HP Engine 2: Engine Brand: Detroit Deisel Year Built: 1987 Engine Type: Inboard Location: Port Engine Hours: 1931 Propeller: 3 blade propeller Drive Type: Direct Drive Engine Power: 450 HP **Electronics** Navigation center - 2 - Gramin Chartplotter: GPS MAP 225 Compass Autopilot - Robinson Simrad 8P22 - 2005 TV set - 42" Flat Screen DVD player Radar - Furuno 48 GPS VHF - Icom - M59 Log-speedometer Plotter - 2 - Garmin GPS Map 225 Depthsonder **Inside Equipment** Microwave oven Electric bilge pump - 8 - bildge pumps Oven - 4 burner electric stove and oven Hot water - 2 -30 gallon tanks Refrigerator - GE Full Freezer and refrigerator Marine head - 4 heads Heating Battery charger - 60 Amp digital - 2004 Air conditioning - 7 compressors - 87,000 BTUs total Washing machine - washer and dryer combo **Electrical Equipment** Generator - westbeck 21kW 1506hr Shore power inlet - 2 - 30A 240V Inverter - Santerx Trace SW - 2010 **Outside Equipment/Extras** Solar panel Cockpit table Teak sidedecks Wind generator Cockpit cushions Gangway

General Description

The Rebel Yell is an exceptional Motor Yacht that is easily handled by a couple that wishes to live aboard and cruise the ICW, the Bahamas and beyond.

From the fly bridge to the main salon down to the galley and staterooms below this yacht offers a elegant, roomy and comfortable lifestyle.

The fly bridge canvas - Weblon vanguard material with tri-stitching and 1 1/4" framing, and screening were just updated in 2012 and looks brand new. From this helm there is a panorama view. This space offers a great place for entertaining with a wet bar, settee and corner seating under the hardtop. The fly bridge cushions were all

upgraded in 2014.

Behind the fly bridge enclosure is an open deck area that provides a private sunbathing deck and/or a great place to view the sunsets. Aft of this is a place for a tender with a tender lift. The wind generator is located in this area and the hardtop has the solar panels and radar unit attached.

Descending from the fly bridge, via a spiral staircase, delivers one to the main deck and directly to the pilot helm. The five panel windows, that has been recently replaced and sealed offer a clear unobstructed view. The main entry to the deck are located port and starboard of the helm.

The beautiful teak helm sports a Robinson Simrad 8p22 - new in 2005, a VHS M59, Cybertec CTX 20670, 2 -GPS Chartpotter: Garmin GPS map 225, Cybrtec CTX 1000, Depth Data marina CB 400 and a Furuno 48 radar system. The DC Power panel is also located at this station. A movable captain chair is included.

In the Pilot helm area there is a teak cushion bench/lounge with ample storage in its pedestal.

The main salon is behind the pilot helm. Entering the salon, heading aft, there is a day head to the right and to the left is a sideboard and teak dining table with chairs. Beyond the day head is an entertainment center that includes a 42" flat screen TV and a DVD player. next to it is a 7' corner sectional lounge with a coffee table. Across from the lounge are two leather chairs separated by a table and lamp. A massage lounger is angled from the chairs.

Passing by the lounger is the aft salon entry. This canvas enclosed area and has a hidden wet bar sink combo with a small refrigerator and a teak and holly sole making it terrific for entertaining.

To head down below to the galley, state and engine rooms one has to return to the pilot helm and take a winding staircase to the lower deck. Heading forward will bring you to the galley with a table and bench seating to your right and a full galley with oven and stove combination, counter to the double sink with a lazy Susan below and a full freezer and refrigerator to the your left.

Between the table and the galley is a floor hidden floor entrance to the generator, batteries and inverter storage area. The generator is a Westerbeck 21Kw with 1506 hours on it. The starting 4 starting batteries where installed in 2014 and the generator battery was in 2015.

An automatic Halon fire suppression system is installed in the generator compartment and the two engines rooms.

Moving farther towards the bow is the crew quarters with a head with a shower, The berths have been converted to a panty and can easily reverted back to berths.

Crossing back out of the galley area is a passageway that leads to the engine and staterooms. The first guest stateroom has a queen size bed, hanging closet and built-in high polish wooden dressers. The second stateroom has been converted into an office with a built in drop leaf desk and a double berth Murphy bed. With the bed in the up position a two person couch appears.

Across from the stateroom is a head/shower vanity suite. next to the head is a washer/dryer closet with louver doors.

The engine rooms on both sides of the passageway are next. Each engine room are large and house a Detroit Diesel - J&T 6V92 TIB 565 HP with a reduction from 140mm to 110mm creating a 450 HP power source. This was done to decrease the fuel consumption. The effect is a fuel usage of 1 gl. per mile at 8 knots. All running gears pulled and trued in 2008. Each engine has 1930 hours on it. The engines are kept in sync by a Glending engine sync system.

The Fuel polisher with timers, Gulf Coast filters, by pass oil filter system were installed in 2005 along with the pre- lubrication and fuel transfer system. There are 8 automatic/manual bilge pumps.

There are 7 separate air conditioner compressors located in the port engine room: 1- 36,000 BTUs, 3-16,000BTUs and 3- 7,000 BTUs all digitally control. Rebel Yell has 2 - 30 gallon hot water tanks.

The master stateroom is located at the aft of the boat. This stateroom has an ensuite full bath/shower/vanity and head. The king-size bed is located in the center of the room with a sitting area to the starboard side and built-in dressers the port. he suite has a double cedar lined hanging closet.

There are three fiberglass fuel tanks providing a total capacity of 1000 gallons. Three aluminum water tanks with a total capacity of 400 gallons hold the water.

Rebel Yell windlass can handle the 500 ft chain rode connected to a 65lbs CQR anchor. The fore deck has two boat lockers and holders for 4 fenders, that are included. The bow lounge area has cushions for enjoying the ride.

Electrical

- Reverse 4 - 240V to 120V Pedestal power
- 2-30A - 240V power feeds
- Wind Generator - 600W Wind/Solar Combo
- 4-235 Watts Solar Panels
- 1-1500 watt Solar Boost Blue Shy 3024I
- Santerx Trace SW Invertor - 2500 Watts 2010
- 3 A/C DECA gel cell batteries-2010
- Westbeck Generator 21Kw - 1506 Hrs

- 4 A/D Starting Batteries 2014
- 1- Generator batter - 2015
-

Electronics

- Autopilot - Robinson Simrad 8P22 -2005
- VHS Com M59
- Cybertec CTX 2060 radio
- 2 Bramin GPS Chartplotter GPS Map 225
- Depth - Data Marina CB400
- Furuno 48 radar
- Cybertec CTX 1000 hailer/foghorn
-

Engines and Systems

Two engines the same configuration and hours:

Hours: 1931

Detroit Diesel - 565 HP.

Johnston and Tower - J&T 6V92 TIB 565 HP

Fuel consumption: 1 gl/mi @ 8 knots

All new hoses,belts and alternator

Upgraded Alternators: 65 Amps to 100 Amp

- Gulf Coast Filters - 2005
- Fuel Polisher with timers - 2005
- By pass oil Filter System - 2005
- Pre-Lubrication System
- Fuel Transfer System
- Halon Fire Suppression System (engine rooms and generator compartment)
- 60 Amp Battery Charger - Digital - 2004

Safety

- Brass Bell
- Life Jackets
- Life Ring
- Portable Fire Extinguishers
- Smoke Alarms

- Halon Fire Suppression System
- Horn

Galley

- Deep double sink
- Stove: 4 Burner electric oven
- Refrigerator: GE Full size - side by side
- 2 - 30 gallon hot water tanks

Broker Note

The Rebel Yell is in excellent condition and has the classic interior teak woodwork . This Jefferson Marquessa 60 has great eye appeal and is very roomy and comfortable.

The engines have been maintained and all the systems from fuel polishing to battery charger, have been updated and are in fine working conditions.

Helm electronics are all in service and in its compliments is a Furuno 48 mile range radar system.

The boat is ready to cruise

Basic Information

Category: Motor Yacht

Model Year: 1987

Year Built: 1987

Country: United States

Dimensions

LOA: 60' 0" (18.29m)

Accommodations

Total Cabins: 3

Hull and Deck Information

Hull Material: Fiberglass

Engine Information

Engines: 2

Manufacturer: Detroit Diesel

Model: 565 HP





Engine Type: Inboard

Fuel Type: Diesel

PHOTOS



















CONTACTS

Andrey Shestakov, leading yacht broker of the sales department of Shestakov Yacht Sales Inc. Shestakov Yacht Sales Inc., the official representative of the Miami/Fort Lauderdale FL headquarters.

Contact details

Email: **andrey@shestakovyachtsales.com**

Web: shestakovyachtsales.com/en/

Telephones

USA: **+1(954)274-4435**

Office hours

Monday – Saturday: **9:00 - 21:00** EDT

Sunday: **closed**

Address



Harbour Towne Marina, 850 NE 3rd St, STE 213, Dania, FL 33004