

LYNX — ROCKPORT MARINE



Builder: ROCKPORT MARINE

LOA: 78' 0" (23.77m)

Year Built: 2001

Beam: 23' 0" (7.01m)

Model: Schooner

Max Draft: 8' 6" (2.59m)

Price: PRICE ON APPLICATION

Location: United States

Our experienced yacht broker, Andrey Shestakov, will help you choose and buy a yacht that best suits your needs **LYNX — ROCKPORT MARINE** from our catalogue. Presently, at Shestakov Yacht Sales Inc., we have a wide variety of yachts available on our sale's list. We also work in close contact with all the big yacht manufacturers from all over the world.

If you would like to buy a yacht **LYNX — ROCKPORT MARINE** or would like help answering any questions concerning purchasing, selling or chartering a yacht, please call **+1(954)274-4435**

TABLE OF CONTENTS

TABLE OF CONTENTS	2
SPECIFICATIONS	4
Overview	4
Basic Information	4
Dimensions	4
Speed, Capacities and Weight	4
Accommodations	5
Hull and Deck Information	5
Engine Information	5
DETAILED INFORMATION	6
ACCOMMODATIONS	6
GALLEY	6
HEADS	6
NAVIGATION AND ELECTRONICS	6
ENGINE AND MECHANICAL EQUIPMENT	7
ELECTRICAL SYSTEM	7
FRESHWATER SYSTEM	8
PLUMBING	8
CONSTRUCTION	8
FIRE AND SAFETY EQUIPMENT	9
ADDITIONAL EQUIPMENT	10
REMARKS	11
EXCLUSIONS	11
Exclusions	11
Disclaimer	11
PHOTOS	13
SALON/LIBRARY	13
SALON	13

BINNACLE WHEEL	13
SHIP'S BELL	13
AFT DECK	13
CONTACTS	14
Contact details	14
Telephones	14
Office hours	14
Address	14

SPECIFICATIONS

Overview

LYNX is a 122' spread length, square topsail schooner. She is in possession of a USCG Certificate of Inspection for (49) day passengers, and (4) overnight.

The square topsail schooner, LYNX has been designed and built to interpret a privateer or naval schooner from the War of 1812. The original LYNX was built at Fell's Point, Maryland and commissioned during the opening days of the war, making her among the first ships to defend American freedom.

Designed by noted marine architect, Melbourne Smith of Annapolis, MD and built by Rockport Marine of Rockport, Maine, LYNX represents a "letter of marque" Baltimore Clipper; considered to be among the finest privateer schooners ever built. Because of their swiftness and maneuverability, these ships were most effective as blockade runners and offensive weapons of war.

Basic Information

Category: Schooner

Model Year: 2001

Year Built: 2001

Country: United States

Coast Guard #: 1114674

Dimensions

LOA: 78' 0" (23.77m)

Beam: 23' 0" (7.01m)

Max Draft: 8' 6" (2.59m)

Speed, Capacities and Weight

Displacement: 99 Pounds

Fuel Capacity: 1050 Gallons

Accommodations

Total Cabins: 3

Total Berths: 8

Total Heads: 3

Crew Cabin: 2

Hull and Deck Information

Hull Material: Wood

Hull Designer: Melbourne Smith

Engine Information

Engines: 1

Manufacturer: Caterpillar

Model: 3306B

Engine Type: Inboard

Fuel Type: Diesel

DETAILED INFORMATION

ACCOMMODATIONS

The interior cabin space has been well maintained. Salon/galley and heads are sound, well lighted, and in good condition.

The officers' quarters, located immediately forward of the helm, are provided with four bunks, a head and small office/navigation center. Nav center is provided with a chart table with shelving for navigation aids, publications and charts.

The forward crew quarters include four bunks and a head. The trunk cabin is accessed via companionway stairs and is configured as a salon with the galley accessed via companionway stairs, forward. The interior is finished in varnished mahogany wainscoting and white painted woodwork with mahogany bulkheads and bookshelves with numerous cupboards and cabinets provided throughout. Interior is outfitted with butterfly hatches and sealed safety glass ports around the perimeter, providing a light and cheery space.

GALLEY

- Adriatic by Dickinson cookstove
- Diesel fuel
- Insulated freezer and refrigerator, both cooled by 24 volt Grunert compressor
- Vitrifridge refer/freezer @PAGEBREAK@

HEADS

- (2) Jabsco electric pump heads (officers' quarters & salon)
- Vacu-flush head (crews quarters)
- (2) Stainless steel holding tanks with (2) additional grey water tanks

NAVIGATION AND ELECTRONICS

- Compass: Plath
- VHF Transceiver: Icom IC-M504
- Single Side Band: Icom IC-M710
- Fathometer: Brooks & Gatehouse (B&G)

- GPS: Raytheon Ray C140
- Radar: Raytheon Ray C140
- Anemometer: B & G
- Barometer: Victory
- Chronometer: Weems & Plath

ENGINE AND MECHANICAL EQUIPMENT

- Access to engine is gained through a companionway hatch.
- This vessel is uniquely configured with a Hundested variable pitch propeller system. Four blade, bronze propeller.

ELECTRICAL SYSTEM

DC System

Battery Number and Voltage:

(10) Absorbed Glass Matt (AGM) 8D, 12 volt deep cycle batteries,

configured in series as one bank of 24 volts for engine starting; (2)

AGM 8D, 12 volt deep cycle batteries, configured in series as one bank of 24 volts for engine starting; (2) 12 volt group 24 deep cycle lead/acid batteries, configured in parallel for generator starting.

Battery Chargers: (2) Chargemaster 24-100-3 configured to charge both 24 volt battery banks; (2) Newmar 12-50 converters used to provide power to the navigational instruments and other 12 volt appliances; Mass 24/2500 inverter for outlets.

(2) Chargemaster 24-100-3 configured to charge both 24 volt battery banks (2) Newmar 12-50 converters, used to provide power to the navigational instruments and other 12 volt appliances; Mass 24/500 inverter for outlets.

AC System: (20) 30 amp 120 volt entries

Isolation

Transformer: (2) Charles charges 3.6 kVa

Generator (Port): Northern Lights PX301 - K1, 8 kW

Serial Number: K10177

Hours: 5807

Generator (Stbd): Northern Lights PX301 - K1, 8 kW

Serial Number: K09976

Hours: 6125 @PAGEBREAK@

FRESHWATER SYSTEM

- (2) Stainless steel tanks located under sole of galley
- (2) All craft stainless steel tanks
- Sea Recovery, Aqua Whisper, reverse osmosis watermaker
- Grey water tank provided for all shower drains

PLUMBING

Bilge Pumps: Electric/Automatic

Manifold marked

Bilge alarms

Engine driven

CONSTRUCTION

This vessel is a classic, working style schooner with a clipper bow, rounded chine, raked transom, and the interior, reinforced by frames and ceiling boards. She is constructed with five watertight bulkheads, dividing the hull into six compartments, comprised of a chain locker, forward crew quarters, salon/galley, engine room, officer's quarters/navigation and utility compartment.

Planking: 3" x 6" Angelique

Plank fastenings: Silicon bronze screws

Frames: 5" x 6" Yellow pine, spaced at 18" centers

Floor to frame

fastenings: Silicon Bronze bolts

Ceilings: 2" x 8" Painted yellow pine

Bulkheads: 1 ¼" laminated marine plywood fastened to frames Keelson:

Laminate of 10" x 7" and 10" x 9" yellow pine; all dead wood reported as yellow pine Sheer

Clamp: 6" x 6" Painted yellow pine Keel Bolts: 1 ½" Silicone bronze The main

deck of the vessel is provided with wooden bulwarks around the perimeter with a forward hatch, two dog houses and two trunk cabins which provide access to the chain and (4) overnight.

Locker, crew's quarters, salon, and engine room. The helm is located midships, aft, with a trunk cabin forward, providing access to officer's quarters/navigation station.

Decks: Double planked with 1 ½" x 2 ¾" yellow pine, where the deck boards are bedded and caulked with polysulfide and fastened to the under layer using bronze screws, which are then bunged.

Beams: 6" x 9" Yellow pine at 34" centers

Bulwarks: 30" Painted yellow pine planks with 2" x 10" cap

Coamings: 2" x 7" Painted yellow pine

Stanchions 1 ¼" Bronze, where bases are lag bolted to cap rail

Lifelines: ½" Three strand nylon

Scuppers: (5) 2" drains for each side deck

Coach roof: 3 ½" Yellow pine planks

FIRE AND SAFETY EQUIPMENT

- (9) Fixed CO2, Type II fire extinguishers in engine room
- Engine mounted pump installed in engine room, provides water to deck via manifold located off the engine.
- (35) Type 1 adult PDF's
- (21) Type 1 child PDF's
- (3) 30" Jim Buoy ring buoys
- (14) Survival PDF's

- (3) Zodiac 8-person life rafts
- First aid kit
- Flares
- Search light
- Radar reflector and AIS
- EPIRB

ADDITIONAL EQUIPMENT

Ground tackle and Deck Gear:

Number one 350 lb stock anchor

Number one appx 200' of ½" chain shackled to 450' of line

Number two 350 lb stock anchor

- Twin Muir 24 volt anchor windlass
- (4) six-pounder carronade and (4) swivel guns

Hardware:

Spars (3)

Foremast – 14" spruce, main mast – 16" spruce

Spruce boom

15" x 15" Spruce bow sprit

½" Chain bobstay

Rigging

Standing Rigging: ½" 6 x 19 steel cable tarred, wormed and parceled

Traditional manner, by which cable is spliced to

Lignum Vitae dead eyes, where wire ends are spliced and

wormed and parceled, with lanyard extending to the chain plates

Chainplates: ½" x 4" Stainless steel strapping bolted through hull

Running Rigging

Sheets:	¾" Three strand nylon
Halyards:	Both throat and peak – ¾" three strand nylon
Blocks:	Wooden cheeked

REMARKS

LINX is a 122' spread length, square topsail schooner. She is in possession of a USCG Certificate of Inspection for (49) day passengers, and (4) overnight.

The square topsail schooner, LYNX has been designed and built to interpret a privateer or naval schooner from the War of 1812. The original LYNX was built at Fell's Point, Maryland and commissioned during the opening days of the war, making her among the first ships to defend American freedom.

Designed by noted marine architect, Melbourne Smith of Annapolis, MD and built by Rockport Marine of Rockport, Maine, LYNX represents a "letter of marque" Baltimore Clipper; considered to be among the finest privateer schooners ever built. Because of their swiftness and maneuverability, these ships were most effective as blockade runners and offensive weapons of war. @PAGEBREAK@

EXCLUSIONS

Potential purchasers should assume that items on the vessel at the time of viewing, but not specifically listed on this sheet, are not included with the sale of the yacht. These specifications are believed to be true and correct but cannot be guaranteed.

Exclusions

Owner's personal belongings.


Disclaimer

The Company offers the details of this vessel or yacht in good faith but cannot guarantee or warrant the accuracy of this information nor warrant the condition of the vessel. A buyer should instruct his representatives, agents, or his surveyors, to investigate such details as the buyer

desires validated. This vessel or yacht is offered subject to prior sale, price change, or withdrawal without notice.

PHOTOS

SALON/LIBRARY



SALON





BINNACLE WHEEL



SHIP'S BELL



AFT DECK



CONTACTS

Andrey Shestakov, leading yacht broker of the sales department of Shestakov Yacht Sales Inc. Shestakov Yacht Sales Inc., the official representative of the Miami/Fort Lauderdale FL headquarters.

Contact details

Email: andrey@shestakovyachtsales.com

Web: shestakovyachtsales.com/en/

Telephones

USA: +1(954)274-4435

Office hours

Monday – Saturday: **9:00 - 21:00** EDT

Sunday: **closed**

Address



Harbour Towne Marina, 850 NE 3rd St,
STE 213, Dania, FL 33004