

## WILD DUCK — HORIZON



**Builder:** HORIZON

**Year Built:** 2013

**Model:** Motor Yacht

**Price:** PRICE ON APPLICATION

**Location:** United States

**LOA:** 81' 6" (24.84m)

**Beam:** 19' 0" (5.79m)

**Min Draft:** 5' 5" (1.65m)

**Max Draft:** 5' 8" (1.73m)

**Cruise Speed:** 20 Kts. (23 MPH)

**Max Speed:** 23 Kts. (26 MPH)

Our experienced yacht broker, Andrey Shestakov, will help you choose and buy a yacht that best suits your needs **WILD DUCK — HORIZON** from our catalogue. Presently, at Shestakov Yacht Sales Inc., we have a wide variety of yachts available on our sale's list. We also work in close contact with all the big yacht manufacturers from all over the world.

If you would like to buy a yacht **WILD DUCK — HORIZON** or would like help answering any questions concerning purchasing, selling or chartering a yacht, please call **+1(954)274-4435**

# TABLE OF CONTENTS

TABLE OF CONTENTS	2
SPECIFICATIONS	6
Basic Information	6
Dimensions	6
Speed, Capacities and Weight	6
Accommodations	6
Hull and Deck Information	7
Engine Information	7
DETAILED INFORMATION	8
FOREDECK	8
SIDE DECKS	8
FLYBRIDGE	8
FLYBRIDGE ELECTRONICS	9
BOAT DECK	10
TENDER	10
GALLEY (Country Kitchen Style)	11
ELECTRONICS - LOWER HELM	12
ON-DECK DAY HEAD	12
MAIN SALON	12
AFT DECK 10 6 Length	13
FORWARD COMPANIONWAY	14
MASTER STATEROOM	14
ENSUITE MASTER HEAD	15
VIP FORWARD STATEROOM	15
VIP HEAD	16
FORWARD STARBOARD TWIN BERTH STATEROOM	16
TWIN BERTH FORWARD STATEROOM HEAD	16
AFT COMPANIONWAY	17

AFT GUEST STATEROOM TO STARBOARD	17
AFT TWIN BERTH STATEROOM ENSUITE HEAD	17
CAPTAIN'S CABIN	18
CAPTAIN'S HEAD	18
COCKPIT 6 4	19
SWIM PLATFORM	19
ENGINE ROOM FULL BEAM	19
MECHANICAL	20
ELECTRICAL	20
SATELLITE TV	21
MARETRON	21
SATELLITE TELEPHONE	21
FRESH WATER SYSTEM	22
WATERMAKER	22
HEAD SYSTEM	22
HYDRAULICS	22
STABILIZERS	22
AIR CONDITIONING	22
FIRE SYSTEM	23
DECK/SAFETY EQUIPMENT/HULL	23
BROKERS REMARKS	23
EXCLUSIONS	24
Exclusions	24
Disclaimer	24
PHOTOS	25
Foredeck/Sun Pad	25
Foredeck	25
Side Decks	25
Flybridge	25

Flybridge	26
Flybridge Electronics	26
Flybridge	26
Flybridge Bar	26
Flybrdige Dinette	26
Boat Deck Tender	26
Main Salon	27
Boat Deck Custom Grill Center	27
Main Salon	27
Main Salon	27
Galley	27
Main Salon	27
Galley	28
Country Kitchen	28
Day Head	28
Lower Helm Electronics	28
Aft Deck	28
Aft Deck	28
Forward Guest Twin Berth Stateroom	29
VIP Guest Stateroom	29
Master Stateroom	29
Master Stateroom	29
Master Head	29
Master Stateroom	29
Aft Twin Berth Guest Stateroom	30
Captain's Cabin	30
Captain's Cabin	30
Captain's cabin refrigerator	30
Crew Access to Cockpit	30

Engine Room Full Beam	30
Cockpit Live Well	31
Cockpit	31
Transom	31
Transom Swim Platform	31
Mast	31
Bow	31
GA	32
Wake at Cruise Speed	32
CONTACTS	33
Contact details	33
Telephones	33
Office hours	33
Address	33

# SPECIFICATIONS

## Basic Information

Category: Motor Yacht	Sub Category: Flybridge
Model Year: 2013	Year Built: 2013
Country: United States	Vessel Top: Hardtop
Fly Bridge: Yes	Cockpit: Yes

## Dimensions

LOA: 81' 6" (24.84m)	Beam: 19' 0" (5.79m)
Min Draft: 5' 5" (1.65m)	Max Draft: 5' 8" (1.73m)

## Speed, Capacities and Weight

Cruise Speed: 20 Kts. (23 MPH)	Cruise Speed RPM: 2100 Kts.
Max Speed: 23 Kts. (26 MPH)	Max Speed RPM: 2300 Kts.
Gross Tonnage: 70 Pounds	Water Capacity: 400 Gallons
Holding Tank: 100 Gallons	Fuel Capacity: 1850 Gallons

## Accommodations

Total Cabins: 4	Sleeps: 8
Total Heads: 6	Captain Cabin: True
Crew Cabin: 1	Crew Berths: 1
Crew Sleeps: 1	

---

## Hull and Deck Information

---

**Hull Material:** Fiberglass

**Deck Material:** Fiberglass

**Hull Configuration:** Modified V-Hull

**Hull Designer:** Horizon Yachts

**Exterior Designer:** Horizon Yachts

**Interior Designer:** Horizon Yachts

---

## Engine Information

---

**Engines:** 2

**Manufacturer:** Caterpillar

**Model:** C32A

**Engine Type:** Inboard

**Fuel Type:** Diesel

---

# DETAILED INFORMATION

---

## FOREDECK

---

- Non-skid deck
- Windlass - Maxwell 3500 hydraulic with chain wildcat with up & down deck control
- Stainless steel anchor chute with rollers Poole 80 kg stainless steel anchor
- 300' x 1/2" anchor chain with chain wildcat
- (2) 18" stainless steel mooring cleats
- (2) fairleads with rollers
- Port & stbd. 24 Volt courtesy deck lights - total (4)
- Stainless steel bow flag staff - 29"
- Anchor remote control plug in
- Forward fiberglass seat with cushions
- Chain locker with fresh water washdown
- Molded bow seat with cushions & cover
- VIP stateroom escape hatch 21" x 21" with skylight and escape rope ladder
- Trunk cabin sun pad w/cushions
- Trunk cabin full beam storage locker with port & stbd. access hatches
- (2) flush mounted 6" stereo speakers with remote
- Full high bulwarks with walk around decks
- Cablemaster 100 AMP X 50' cord

## SIDE DECKS

---

- 15" wide non-skid decks
- High bulwarks with 2" stainless grab rail
- Fore and aft port and stbd. Boarding gates (**Note**) swing inboard with catches
- Aft/Midship/ 3/4 fairleads with mooring cleats
- 3/4 midship and aft deck drains
- Port & stbd. Recessed fuel fills with full fuel overflow with alarm

**(Note)** Boat can be fueled by port and starboard with gravity fuel equalizer or fuel transfer pump. Deck dockside pump out fitting port side/recessed with door. Port and starboard fresh water deck fills recessed with doors. Side decks over hangs with overhead courtesy LED lights. Cabin side engine room air intakes.

## FLYBRIDGE

---

- Headroom 6' 9"



- Fiberglass hardtop w/ventilation hatch above helm 19" x 19"
- Polished stainless steel supports port and starboard
- Enclosure (4) side EZ2CY
- Venture steel Lexan windshield w/stainless steel frame
- Overhead LED lighting or dimmers
- Helm seat with footrest, arm rests, fore and aft slide, raise and lower features - Stidd
- Companion seats port and starboard (3) person, each with foot and back rests and covers
- Companion seats raised 28" for easy forward viewing
- Forward port side access from galley/glass with stainless frame sliding door
- Flybridge cushions - Sunbrella; antique rib brass fabric
- White non-skid deck with deck drains
- Air conditioning reverse cycle (1) 36,000 BTU unit with digital control
- Custom stand behind bar with (3) swing out bar stools
- Custom (2) level bar with Corian counter tops
- Ice maker - Raritan under counter bar with ventilated cabinet door (U-Line)
- Refrigerator with freezer stainless steel under counter w/cabinet door (Waeco)
- Sink flush mounted stainless steel with matching Corian cover
- Faucet hot/cold single lever with pull out sprayer (Blanco)
- T.V. Flip down 22" Samsung w/DSS receiver
- "U" shaped settee with cushions, decorator pillows, storage below and storage cover
- Dining/cocktail table Corian with, in/out slide and stainless steel pedestals

## FLYBRIDGE ELECTRONICS

---

- Compass 6" magnetic Ritchie with chrome binnacle
- (2) Garmin GPS Map 1215 chart plotters 15" screen monitors
- (1) Garmin GMI 10 wind, speed, direction
- (1) Garmin GHC 10 autopilot with ruder indicator
- Searchlight Sanshin HR 1012
- (1) 15" display screen Maretron, engine gauges, Octoplex system
- Night vision camera/FLIR M-625L
- CAT main engine electronic gauge monitors
- Trim tabs - Bennett with position lights
- Stabilizer control ABT/Trac with 7.5 sq. ft. fins
- VHF (2) Garmin GHS 10 with remote speakers
- Electronic clutch and throttles with synchronizer - Glendinning
- Windlass remote up and down switches
- Fusion stereo with iPod dock
- Clutches low idle, w/emergency backup controls
- Helm wheel 24" stainless steel hydraulic
- Generator remote start stop panels with alarms
- High water bilge audible alarm (5) bilge pumps
- Hamann Head system alarm

- Fire system alarm with shutdown engine room air intakes
- Bow/stern thruster controls hydraulic ABT/Trac
- Maretron audible alarm
- (3)24V overhead red night lights on dimmers
- Remote handset with charger cell, intercom, land line - Panasonic
- Radars Garmin 96 mile with 4' & 6' open Array scanners
- Stereo speakers (4) 6" Fusion
- Hailer/Raymarine
- Glass electronic panel weather cover
- Glass engine gauges/electronics cover on gas springs

---

## BOAT DECK

- Non-skid deck
- Removable euro style hoop rails around boat deck bulwarks
- Removable deck chocks for tender
- Tender/deck tie downs (cable style)
- Lift bridle for tender
- Flag staff removable stainless steel 55"
- Davit 1500 lbs. with boom and rotation hydraulic/steelhead Marine
- Fresh water deck washdown
- Custom fiberglass grill cabinet with Corian counter top grab rail can cover
- Grill propane 22" stainless steel with (2) fiberglass propane tanks
- 110V outlet with water proof cover
- EPIRB/ACR
- Fold up access ladder removable to flybridge hardtop
- Port and starboard deck drains
- Access to boat deck from aft deck with sliding hatch
- Stainless steel safety rails around access hatch

---

## TENDER

- **14' 2013** Novurania 430 DL with cover
- Motor Yamaha 50 hp four stroke with power trim and tilt
- Bow rail/stainless steel
- Danforth Anchor with 100' x 3/8" line
- (5) adult life jackets
- Navigation lights
- Bimini top with stainless steel frame, boot, white top
- Gas 13 gallon tank with deck fill
- Fuel/water separator filter Yamaha canister style
- Battery 12V with battery switch

- Deck courtesy lights
- (2) 3/8" x 20' mooring lines – black braid
- VHF Icom IC-M412 with removable antenna
- Bilge pump
- Tachometer - Yamaha
- Speedometer/fuel gauge - Yamaha
- Steering wheel 13" stainless steel destroyer style
- Stereo AM/FM with iPod dock with 4 speakers
- Freon air horn
- First aid kit
- Swim ladder stainless steel

## **GALLEY (Country Kitchen Style)**

---

- Headroom 7' 2"
- Flooring/matching walnut hardwood
- Galley sole - granite Crema Marfil with Imperial black granite border
- Counter top – granite Crema Marfil with back splash
- Refrigerator/stainless steel with (2) freezer drawers with ice maker (Sub Zero)
- Freezer drawers (2) stainless steel (Sub Zero)
- Stove (4) burner cooktop (G.E. profile)
- Oven (GE profile)
- Sink flush mount double stainless steel with garbage disposal (Blanco)
- Faucet sink single lever with pull out sprayer (Blanco)
- Microwave - built-in convection (GE)
- Trash compactor - stainless steel (Broan Elite)
- Dishwasher – stainless steel (GE profile)
- Dinette "U" shape (6) person with storage below raised 9" for forward viewing
- Dinette table – granite Crema Marfil with stainless steel base with slide
- Wine cooler – 24 bottle GE built-in with cabinet door
- Galley cabinets 15" overhead with down lighting
- Large forward viewing windows with manual blinds exterior textaline cover (Black)
- Recessed overhead smoke/carbon monoxide alarm
- Overhead LED lighting on dimmers
- Paneling high gloss walnut
- Port and stbd. water tight doors
- Dish locker with pegs
- Digital air conditioning thermostat
- (2) 9" overhead flush mounted stereo speakers
- Built-in concealed lower helm station
- 110V outlet, under dinette table top
- To port circular stairwell to bridge with non-skid treads
- Handrails matching walnut high gloss varnished

- Stainless steel framed glass sliding hatch to flybridge

---

## **ELECTRONICS - LOWER HELM**

---

- CAT electronic gauge monitors
- Compass – magnetic 3 1/2" Ritchie
- (2) chart plotters – Garmin GPS Map 5208 w/8" monitor screens
- VHF Garmin GHS10 handset with remote speaker
- Stabilizer remote control - ABT Trac
- Searchlight – Sanshin HR-1012 (ACR Style)
- Windshield wiper control (3) wipers (Speich) 24V, 38" blades
- Auto pilot Garmin GHC 10 full station remote with rudder indicator
- Bow, stern thruster control – ABT Trac, hydraulic
- Trim tables – Bennett with position light monitors
- Windlass remote up and down switch
- Horn air dual trumpet (Buell's)
- Main engine – start, stops and low idle
- High water bilge audible alarm
- Clutch and throttles electronic with synchronizer – Glendinning

---

## **ON-DECK DAY HEAD**

---

- To port of galley
- Granite flooring
- Sink under vanity top with granite counter top
- Tecma fresh water head
- Faucet single lever – Grohe
- Overhead LED lighting with mirror ceilings
- Soap dish, paper holder and hand towel holder
- Air conditioning duct
- 110V outlet
- Privacy shade
- High gloss lacquered white walls

---

## **MAIN SALON**

---

- Headroom 6' 8"
- Walnut paneling with high gloss finish
- Access from aft deck thru glass sliding door with privacy curtain
- Power window blinds – Hunter Douglas Silhouette with indirect valance lighting
- Recessed square design in headliner backlit

- Overhead LED lights on dimmers
- Forward bulkhead high gloss walnut with ceiling down art lights
- Carpeted flooring
- “L” shaped leather sofa and love seat with storage below
- Built-in end tables with high gloss camphor burl cabinet tops
- Custom glass cabinet with mirrored back and glass cabinet doors
- Cabinet with liquor drawer below and cabinet doors
- Coffee table with black glass table top
- To port cabinet with storage lockers, remote and CD locker
- Pop up TV 40” Samsung with DSS receiver
- Bose home theater surround sound system
- (1) Leather swivel barrel chair
- (2) leather stools
- Ice maker – Scotsman
- Stereo receiver with iPod dock – Samsung
- Channel select control
- Central vacuum outlet
- Air conditioning digital thermostat
- Intercom, landline, cell handset – Panasonic

## AFT DECK 10 6 Length

---

- Headroom 7’ 1”
- Teak deck
- Port and stbd. boarding gates **(Note)** Gates swing in with catches
- Aft seat molded fiberglass with cushions, cover, storage below
- Recessed drink holders aft deck seat
- Stainless steel overhang supports
- Port and stbd. stairwells to cockpit with teak treads
- Circular molded stairwell to flybridge with sliding stainless steel
- Hatch with viewing window, stairs with teak treads
- Dining, Cocktail table (6) person teak high gloss varnished with cover
- Dining table with hi-lo stainless steel supports with in/out slide feature
- Port and stbd. 18” cleats with fairleads with rollers
- Port and stbd. rear deck drains
- Aft deck wet bar molded fiberglass
- Flush mounted stainless steel sink with fold down hot and cold spiket
- Cover with gas spring over sink
- Refrigerator with freezer stainless steel (Waeco)
- Wet bar under counter storage
- Matching fiberglass cabinet door on refrigerator
- Exterior lights on recessed panel stbd. side bulwarks
- Aft deck overhead LED lights on dimmer

- Port side aft deck plug in remote station with 25' cord and engine start/stop
- Recessed boat hook storage
- Courtesy stair lights on stairwell to flybridge/boat deck
- TV 22" Samsung with DSS receiver overhead drop down
- Overhang C.C.T.V. camera color

---

## FORWARD COMPANIONWAY

---

- Accessed from galley via circular staircase
- Overhead LED lighting
- Walnut hardwood flooring
- Bilge access hatches
- Washer/dryer stack style, GE, with matching cabinet door
- Walnut satin finish paneling

---

## MASTER STATEROOM

---

- Headroom 7' 1"
- Full beam
- Overhead with LED lights on dimmer
- Overhead escape hatch
- Privacy door with lock
- Carpeted flooring
- Large port & stbd. viewing port lights / windows with blackout privacy shades
- Large walk in cedar lined closets with drawers
- (1) full length mirror in hers closet
- Safe recessed with concealed cabinet door in master closet
- Port and stbd. dressers with Burl wood dresser tops
- File drawer with lock
- Vanity with flip up lighted mirror and swing out stool
- Port and stbd. storage lockers
- Central vacuum outlet
- Air conditioning digital thermostat
- Intercom, cell, landline phone – Panasonic
- Centerline king berth with storage below on gas shocks
- Upholstered head board
- Night stands with drawers
- Reading lamps
- Semicircle soffit with smoked mirror above master berth
- Matching walnut frame mounted TV
- TV 32" Samsung remote control with DSS receiver
- Bose home theater surround sound system

- Smoke/CO<sup>2</sup> monitor alarm

---

## ENSUITE MASTER HEAD

---

- Headroom 6' 6"
- Shower head room 6' 6"
- Mirrored ceiling with LED lights
- Port light with black out privacy shade
- Floor - walnut hard wood
- Vanity with opaque glass backlit mirror
- Countertop – Imperial black granite with back splash
- His and Hers sinks
- Air conditioning duct
- Exhaust fan
- Under counter drawers and storage locker
- Tecma fresh water head
- Large walk-in stall shower
- (2) shower head removable sprayers
- Shower walls – pearl beige high gloss
- Walls - pearl white lacquer
- Shower door - glass with stripped pattern
- Privacy door

---

## VIP FORWARD STATEROOM

---

- Headroom 6' 11"
- Port and stbd. opening port lights with black out privacy shades
- Centerline queen berth with gas shocks for storage below
- Port and stbd. night stands with drawers
- Reading lamps
- Overhead escape hatch with rope ladder
- Port and stbd. cedar lined hanging lockers with shelves
- Overhead with LED lighting on dimmers
- Tasteful direct and indirect lighting
- Carpeted floor
- Forward upholstered bulkhead
- Smoke/CO<sup>2</sup> detector
- Digital air conditioning thermostat
- TV 27" Samsung remote control with DSS receiver
- Stereo with iPod dock, Fusion, with (2) 9" overhead speakers
- Cell, intercom, landline phone – Panasonic
- Privacy door with lock

- Satin finish walnut paneling
- Burl wood counter tops
- Central vacuum outlet

---

## VIP HEAD

---

- Ensuite
- Privacy door
- Mirrored ceiling with LED lighting
- White lacquered walls
- Walnut hardwood flooring
- Tecma fresh water head
- Air conditioning duct
- Exhaust fan
- Stall shower with port light and privacy drape
- Countertop - granite with sink and single lever faucet
- Storage below vanity
- Mirrored medicine cabinet
- Linen locker with matching granite counter top
- Hand tower holder
- Bath towel rack

---

## FORWARD STARBOARD TWIN BERTH STATEROOM

---

- Headroom 6' 7"
- Twin berths with head boards and reading lamps
- Night stand with drawers
- Beveled mirror aft bulkhead
- (2) opening port lights with black out privacy shade
- Outboard recessed storage cabinets
- Overhead with LED down lights on dimmer
- Air conditioning thermostat
- Hanging locker is cedar lined
- TV Samsung 22" remote control with DSS receiver
- Stereo, Fusion, with iPod dock (2) 9" overhead stereo speakers
- Paneling is satin finished walnut with Burl wood counter tops
- Privacy door with lock
- Carpeted flooring

---

## TWIN BERTH FORWARD STATEROOM HEAD

---



- Ensuite with privacy door
- Mirrored ceiling with LED lighting
- Port light with privacy shade
- White lacquered walls
- Air conditioning duct
- Exhaust fan
- Stall shower with double doors
- Vanity granite counter top with sink and single lever faucet
- Under vanity storage
- Tecma fresh water head

## **AFT COMPANIONWAY**

---

- Companionway with overhead LED lights
- Storage locker
- Central Vacuum inlet
- Stairwell to Main Salon with privacy door at base

## **AFT GUEST STATEROOM TO STARBOARD**

---

- Headroom 6' 5"
- Twin berths with head boards & reading lights
- Night stand with drawers
- Beveled mirror aft bulkhead
- Air conditioning thermostat
- Outboard storage lockers
- Cedar lined hanging locker
- Overhead LED lights on dimmer
- (2) 9" flush mounted stereo speakers
- TV Samsung 22" with DDS receiver, remote control
- Stereo, Fusion, with iPod Dock
- Intercom, cell landline phone - Panasonic
- Privacy door with lock
- Smoke/CO<sup>2</sup> detector
- Carpeted flooring
- Satin finish walnut

## **AFT TWIN BERTH STATEROOM ENSUITE HEAD**

---

- Ensuite and access from companion way
- Mirrored ceiling with LED lighting

- White lacquered walls
- Tecma fresh water head
- Exhaust fan
- Air conditioning duct
- Mirrored medicine cabinet
- Walnut hardwood flooring
- Stall shower with double doors
- Port light with privacy curtain
- Vanity with sink and storage below
- Single lever faucet
- Privacy door from stateroom

## CAPTAIN'S CABIN

---

- Headroom 6' 5"
- Captain's berth 6' 7" x 33"
- (2) Port lights with privacy shade
- Satin finished walnut paneling
- Storage lockers to port
- Digital air conditioning thermostat
- Washer/Dryer side-by-side units (GE)
- Overhead LED lighting
- Microwave built-in (GE)
- TV Samsung 22" with DSS receiver and remote
- Stereo, Fusion, with iPod dock with (2) 9" flush mounted speakers
- Refrigerator - under counter (Sub Zero) with matching cabinet door
- Hanging locker is cedar lined
- Storage locker
- Smoke/CO2 detector
- Walnut hardwood flooring
- Privacy door with lock
- Access thru transom water tight door or from main salon
- Rudder compartment access

## CAPTAIN'S HEAD

---

- Port light with privacy curtain
- Tecma fresh water head
- Shower - flood style with wrap around shower curtain
- Counter with stainless steel sink
- Single lever faucet with shower attachment
- Mirrored ceiling

- White lacquered walls
- Exhaust fan
- Air conditioning duct
- Towel rack
- Overhead LED lights

---

## COCKPIT 6 4

---

- Non-skid deck
- Teak covering boards high gloss varnished with storage cover
- (4) flush rod holders
- Deck courtesy lights
- Transom door
- Lazarette access hatch
- Deck drains overflow freeing ports
- Built-in live well with viewing window and lights
- 33" high bulwarks
- 100 AMP Cablemaster inlet with cover on Cablemaster
- Cable/TV phone inlet
- Water tight door to crew cabin with lock
- Recessed light switch panel with waterproof cover and cabinet door
- (2) 15" stainless steel cleats suitable for towing tender
- Port & stbd. stainless steel fairleads with rollers transom corners
- Life ring 24" with holders
- (2) 6" stereo speakers - Fusion

---

## SWIM PLATFORM

---

- 24" deep integral with hull with stainless steel rub rail
- (2) 8" pop up cleats
- Recessed locker with fresh sea water wash downs, dockside water inlet
- Transom 1 1/4" stainless steel grab rail - full beam

---

## ENGINE ROOM FULL BEAM

---

- Headroom 6' 5"
- Access from water tight door with viewing porthole
- 110V overhead fluorescent lights (5)
- 24V overhead lights (6)
- 110V receptacle with water proof cover
- Fuel tanks outboard main engines with sight gauges

- C.C. T. V. camera color with pan, tilt and zoom
- Grab rails overhead on centerline stainless steel
- Engine beds (1) piece steel channel painted white
- Air compressor
- Central vacuum cleaner system

## MECHANICAL

---

- Twin Caterpillar C32 Acerts 1600 HP each with Air Seps with 598 hours
- **100% Main engine extended warranties to May 28, 2016**
- Gear ZF/Model 2060A - ratio 2467:1 with P.T.O.'s on both gears
- Shafts 3½" Aquamet 22 with dripless seals and spares on shaft
- Underwater exhaust with bypass at stern
- Manual gauge package on main engines with start and stops
- Fuel filters dual 1000 Racors with vacuum gauge and selector valve
- Reverso fuel filtration system with timer and Racor 1000 fuel filter
- Oil change system - 115V brass impeller pump - Oberdorfer
- Oil change pump with manifold mains, gears and (2) gen sets
- Emergency engine driven bilge pump port engine
- Fuel transfer pump 24V
- Port & stbd. forward engine room 220V air intake blowers
- Port & stbd. aft engine room 24V exhaust blowers
- Fuel tanks port & stbd. engine room with sight gauges and electric gauges
- Rudders with dripless seals
- Props upgraded (5) blades Nibral 38" x 44.5" "S" Class
- Bilge pumps (5) 24V 3700 GPH auto/manual
- (1) manual bilge pump
- High water bilge alarms (5)
- Engine alarm for low oil pressure and high water temperature
- 100% engine warranties until 5-28-16

## ELECTRICAL

---

### (Starboard Generator)

- **Onan 27.5 KW/1800 RPM's** with 651.0 hours
- Sound shield, Racor 500 fuel/water separator filter
- Motor mounts rubber isolation style
- Flybridge remote start/stop gauge package
- Exhaust water w/fiberglass exhaust separator

---

**(Port Generator)**

- **Onan 27.5 KW/1800 RPM's** with 643.8 hours
- Sound shield, Racor 500 fuel/water separator filter
- Motor mounts rubber isolation style
- Flybridge remote start/stop gauge package
- Exhaust water w/exhaust fiberglass separator

**(Shore Power)**

- (1)100 AMP X 50' single phase located stbd. bow with Glendinning Cablemaster
- Isolation transformer with boost
- (1)100 AMP x 75' single phase located cockpit with Glendinning Cablemaster
- Isolation transformer with boost

**(Batteries)**

- (4) AGM style engine start batteries
- (8) AGM style 225 AH/each for ship's service power
- Inverter/charger Xantrex 4 KW/150 AMP
- (2) generator starting batteries
- Battery shut off switches vapor proof style (guest)
- Battery charger 50 AMP/24V (Charles)
- Octoplex system with tank monitor with monitors flybridge, galley, crew quarters
- Galley crew quarters

---

**SATELLITE TV**

- KVH Tracvision HD7

---

**MARETRON**

- Electronic systems monitor

---

**SATELLITE TELEPHONE**

- KVH Tracphone V3

---

## FRESH WATER SYSTEM

---

- 400 gallons water
- (2) fresh water inlets bow and stern with pressure regulators
- (1) 110V fresh water pump with pressure tank
- (1) 24V fresh water backup pump with pressure tank
- (2) 20 gallon Quick Recovery hot water heaters 220V
- Hot water circulating pump
- (2) canister style fresh water filters
- Fresh water wash downs, foredeck, flybridge, cockpit
- Electronic water level gauge

---

## WATERMAKER

---

- Sea Recovery / Aquamatic 900 GPD with 312 hours
- Auto flush and UV filter light

---

## HEAD SYSTEM

---

- Tecma fresh water heads (silence plus model)
- Hamann waste treatment plant
- Holding tank/fiberglass 100 gallons

---

## HYDRAULICS

---

- Power take offs port & stbd. Main engines
- Bow thruster ABT 38 HP, dual prop, 12" tube P.T.O. main engine
- Stern thruster ABT 38 HP, dual prop 12" tube P.T.O. main engine
- Anchor windlass hydraulic P.T.O. off main engines
- Davit has its own hydraulic power pack

---

## STABILIZERS

---

- ABT/Trac with 7.5 sq. ft. fins with flybridge control

---

## AIR CONDITIONING

---

- Marine Air chilled water system/reverse cycle
- (2) 72,000 B.T.U. chillers with soft starts 230V

- (2) raw water pumps (1) as backup pump on separate plumbing
- Upgrade (12) air handlers to AT/DC Series Super Quiet units
- Flybridge air conditioned (1) 36,000 B.T.U. unit
- Backup chilled water system circulating pump

## FIRE SYSTEM

---

- SeaFire - Automatic/manual 1500 cubic ft. FM200
- Auto air intake shut down system
- CO2 fire and smoke detectors in each cabin
- Fire insulation in engine room

## DECK/SAFETY EQUIPMENT/HULL

---

- (2) 8 man Revere canister life rafts with hydrostatic releases with covers - expires 5/16
- Horns air with 16" & 13" trumpets (Buell) with air compressor
- Sea Stair (7) step with single varnished teak handrail (Marquipt)
- Sea Stair mounting brackets at port & stbd. fore and aft boarding gates
- Boarding ladder (3) step vertical - Marquipt
- Life ring 24" **(Note)** mounted in cockpit
- Lower helm - Galley forward windows textaline cover (black)
- Underwater lights blue (2) transom (3) each side port & stbd.
- Air draft to top of anchor light 30' 8"
- Bottom done full interguard system w/ (2) coats Micron CSC 8/13

## BROKERS REMARKS

---

“**WILD DUCK**” is an excellent example of Horizon Yachts and her knowledgeable owner creating and executing a truly custom yacht with an exceptional list of custom features and options sparing no expense.

Having been captain maintained to her owner's standard of perfection, “**WILD DUCK**” will make a knowledgeable buyer contemplating a new yacht instant gratification and a considerable value over a new boat.

“**WILD DUCK**” is offered for sale due to her owner's interest in building a larger Horizon yacht. A must see if you want to go boating without the wait.

## EXCLUSIONS

---

Personal items. A detailed list will be provided at time of sale.

## Exclusions

---

Owner's personal belongings.

## Disclaimer

---

The Company offers the details of this vessel or yacht in good faith but cannot guarantee or warrant the accuracy of this information nor warrant the condition of the vessel. A buyer should instruct his representatives, agents, or his surveyors, to investigate such details as the buyer desires validated. This vessel or yacht is offered subject to prior sale, price change, or withdrawal without notice.



# PHOTOS

**Foredeck/Sun Pad**



**Foredeck**



**Side Decks**



**Flybridge**



**Flybridge****Flybridge Electronics****Flybridge****Flybridge Bar****Flybridge Dinette****Boat Deck Tender**


**Boat Deck Custom Grill Center****Main Salon****Main Salon****Main Salon****Main Salon****Galley**




**Galley**



**Country Kitchen**



**Day Head**



**Lower Helm Electronics**




**Aft Deck**



**Aft Deck**



**VIP Guest Stateroom****Forward Guest Twin Berth Stateroom****Master Stateroom****Master Stateroom****Master Stateroom****Master Head**

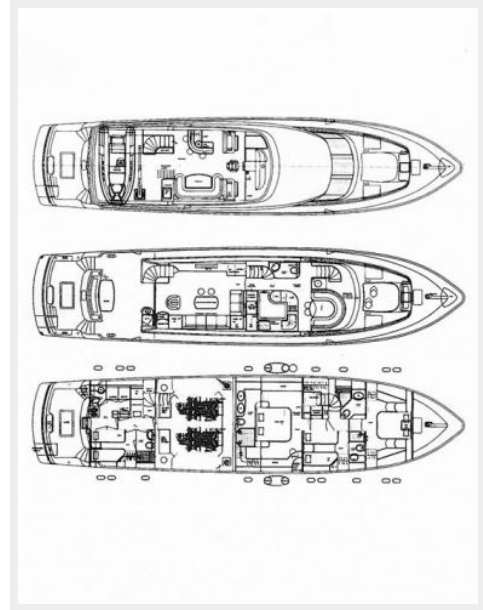


**Aft Twin Berth Guest Stateroom****Captain's Cabin****Captain's Cabin****Captain's cabin refrigerator****Crew Access to Cockpit****Engine Room Full Beam**

**Cockpit Live Well****Cockpit****Transom****Transom Swim Platform****Mast****Bow**

## GA

## Wake at Cruise Speed





# CONTACTS

---

Andrey Shestakov, leading yacht broker of the sales department of Shestakov Yacht Sales Inc. Shestakov Yacht Sales Inc., the official representative of the Miami/Fort Lauderdale FL headquarters.

## Contact details

---

Email: **andrey@shestakovyachtsales.com**

Web: [shestakovyachtsales.com/en/](http://shestakovyachtsales.com/en/)

## Telephones

---

USA: **+1(954)274-4435**

## Office hours

---

Monday – Saturday: **9:00 - 21:00 EDT**

Sunday: **closed**

## Address

---



Harbour Towne Marina, 850 NE 3rd St,  
STE 213, Dania, FL 33004