

GENE MACHINE ® — WESTPORT



Судостроитель: WESTPORT

Год постройки: 2010

Модель: Моторная яхта

Цена: **ЦЕНА ЯХТЫ ПО ЗАПРОСУ**

Местонахождение: United States

Длина общая: 130' 0" (39.62m)

Ширина: 26' 0" (7.92m)

Макс. осадка: 7' 6" (2.29m)

Крейс. скорость: 20 Kts. (23 MPH)

Макс. скорость: 22 Kts. (25 MPH)

Купить **GENE MACHINE ® — WESTPORT** а также выбрать подходящую вам яхту из нашего каталога яхт вам поможет опытный яхтенный брокер Андрей Шестаков. На сегодняшний день компания **Shestakov Yacht Sales Inc.** имеет большое количество яхт в собственном списке продаж, а также тесно сотрудничает со всеми крупными яхтенными производителями по всему миру.

Для того чтобы купить яхту **GENE MACHINE ® — WESTPORT** а также проконсультироваться по любому вопросу связанному с покупкой, продажей, чартером яхт позвоните по телефону **+7(918)465-66-44**.

ОГЛАВЛЕНИЕ

ОГЛАВЛЕНИЕ	2
ХАРАКТЕРИСТИКИ	7
Обзор	7
Основная информация	7
Размеры	7
Скорость, вместимость и масса	7
Размещение	8
Корпус и палуба	8
Информация о двигателе	8
ПОДРОБНОЕ ОПИСАНИЕ	9
ACCOMMODATIONS	9
FOREDECK	9
FORWARD OBSERVATION DECK	9
SIDE DECKS	10
AFT DECK	10
SWIM PLATFORM	11
SKYLOUNGE AFT DECK / BOAT DECK	11
STARBOARD TRANSOM BUSTLE	13
PORT TRANSOM BUSTLE	13
PASSERELLE	14
FLYBRIDGE	14
PILOTHOUSE ELECTRONICS	15
PILOTHOUSE	16
SKYLOUNGE	16
SKYLOUNGE / PORTUGESE BRIDGE WALK AROUNDS	17
INTERIOR DESIGN	17
MAIN SALON	18
DINING AREA	18

MAIN DECK DAY HEAD	18
GALLEY	19
MASTER ON DECK STATEROOM	19
VIP GUEST STATEROOMS	20
TWIN BERTH GUEST STATEROOMS	21
AUDIO VIDEO LOCKER	21
CAPTAIN & CREW QUARTERS	21
MECHANICAL & ENGINE ROOM	23
MECHANICAL SPACE	24
LUBE OIL SYSTEM	25
GENERATORS	25
ELECTRICAL	26
BATTERIES/CHARGERS (24 volt system)	26
INTERIOR & ENGINE ROOM FIRE SYSTEM	26
FIRE HYDRANT SYSTEM	27
BILGE SYSTEM	27
FUEL SYSTEM	27
FRESH WATER SYSTEM	27
WATERMAKERS	27
HYDRAULIC SYSTEM	28
AIR CONDITIONING	28
STEERING SYSTEM	28
STABILIZER SYSTEM	28
HOLDING TANK / WASTE WATER SYSTEM	28
CCTV CAMERAS	29
SHIPS ALARM & MONITORING SYSTEM	29
BROKERS REMARKS	29
EXCLUSIONS	29
Исключения	30

Отказ от ответственности	30
ФОТОГРАФИИ	31
Foredeck	31
Foredeck	31
Foredeck	31
Forward Observation Sun Deck	31
Side Decks	31
Foredeck	31
Flybridge Hot Tub	32
Flybridge Casual Dining	32
Flybridge Sun Lounge	32
Flybridge Bar	32
Flybridge TV Cabinet	32
Flybridge	32
Skyounge Aft Deck	33
Skyounge Aft Deck Bar	33
Tender with Custom Storage Cradle	33
Tender	33
Pilothouse Console	33
Pilothouse	33
Pilothouse Raised Observation Seat	34
Pilothouse Captain's Station	34
Skyounge	34
Skyounge Bar	34
Skyounge Display Cabinet	34
Skyounge Day Head	34
Formal Dining	35
Main Salon	35
Main Deck Entrance Foyer	35

Galley	35
Galley	35
Galley	35
On Deck Master Stateroom	36
On Deck Master Stateroom	36
Master Stateroom	36
Master Stateroom Office	36
Master Head	36
Starboard VIP Guest Stateroom	36
Starboard VIP Guest Head	37
Port VIP Guest Stateroom	37
Port VIP Guest Head	37
Guest Stateroom Foyer	37
Starboard Twin Berth Guest Stateroom	37
Starboard Guest SR Twin Berth Head	37
Port Twin Berth Guest Stateroom	38
Port Guest SR Twin Berth Head	38
Aft Deck	38
Aft Deck Bar	38
Aft Deck Dining	38
Aft Deck Settee	38
Crew Lounge	39
Crew Lounge	39
Engineer's Cabin	39
Engine Room	39
General Arrangement	39
Control Room	39
КОНТАКТЫ	40
Контактная информация	40

Телефоны	40
Время работы	40
Адрес	40

ХАРАКТЕРИСТИКИ

Обзор

Основная информация

Тип судна: Моторная яхта

Подкатегория: Tri-Deck

Модельный год: 2011

Год постройки: 2010

Страна: United States

Верх: Enclosed Pilothouse

Размеры

Длина общая: 130' 0" (39.62m)

Ширина: 26' 0" (7.92m)

Макс. осадка: 7' 6" (2.29m)

Скорость, вместимость и масса

Крейс. скорость: 20 Kts. (23 MPH)

Дальность на крейсерской скорости:
3000

Макс. скорость: 22 Kts. (25 MPH)

Чистый вес: 333 Pounds

Вместимость воды: 1726 Gallons

Вместимость сточного бака: 1700
Gallons

Объем топливного бака: 9965 Gallons

Размещение

Всего кают: 5

Спальные места: 10

Всего ком. состава: 11

Каюта капитана: Да

Каюты экипажа: 4

Койки экипажа: 7

Корпус и палуба

Материал корпуса: Fiberglass

Материал палубы: Teak

Комплектация корпуса: Semi-Displacement

Дизайнер корпуса: William Garden

Дизайнер экстерьера: Westport

Дизайнер интерьера: Westport

Информация о двигателе

Двигатели: 2

Производитель: MTU

Модель: 12V4000 M90

Тип двигателя: Inboard

Тип топлива: Diesel

ПОДРОБНОЕ ОПИСАНИЕ

ACCOMMODATIONS

Gene Machine offers accommodations for ten guests in five ensuite luxurious staterooms. The crew quarters consist of four staterooms, all with private ensuite heads with stall showers. The maximum number of crew is eight with six single and one double berths.

FOREDECK

- 35" Polished stainless steel burgee staff
- Forepeak deck seat with teak decking, cushions, storage below, windlass control, chain wash-down controls.
- Teak decking
- Chain locker fender storage
- Deck courtesy lights
- Chrome ships bells 11" on pedestal
- Port and starboard 19" mooring cleats with stainless thru hull hawse
- Dual windlass chain Wildcat with capstans hydraulic Maxwell 6000
- Port windlass 300' x 5/8" hi tensil chain with seawater wash down
- Starboard windlass 400' x 5/8" hi tensil chain with sea water wash down
- Bulwarks 56" high
- Deck/hullside freeing ports
- Raised settee with cushions and cover
- Teak pedestal table high gloss varnished with cover
- Anchors (2) stainless steel 530 lbs. with polished stainless steel anchor plates - **Upgraded Swivel Shackles on Anchors 1/16**
- Stainless steel stem plate

FORWARD OBSERVATION DECK

- Raised viewing area at the bow forward of pilothouse
- Teak decking
- Custom settee with cushions, storage below and cover
- Handrails polished stainless steel 1 1/2" with 1/4" laminated smoked glass panels between stanchions
- (2) Chaise lounge chairs
- (2) 7" stereo speakers
- Deck courtesy lights
- Port and starboard storage lockers

SIDE DECKS

- Teak decks 18" width
- Bulwarks 43" high with 1 1/2" stainless steel handrail
- Large freeing ports
- Port and starboard boarding gates midship
- Ships main entrance starboard side midship
- Deck drains recessed in deck
- Mooring cleats with stainless thru hull Hawse rings
- Starboard side recessed fresh water deck fill with locker door
- Starboard side recessed fuel fills with locker door
- Freshwater wash down quick disconnect starboard side
- Overhang with courtesy down lighting
- Port and starboard wing doors stainless steel frames with smoked plexiglass panels
- Port and starboard overhang CCTV camera at wing doors
- Port side recessed fuel fills with locker door
- Recessed sea stair storage with cover
- Freshwater quick disconnect wash down
- Port side recessed fire station with fire hose and pump control
- Crew/Galley access door
- Port side recessed life ring
- SeaStair (8) step carbon fiber with handrails

AFT DECK

- Head room: 7'3"
- Overhead with halogen lighting on dimmer and perimeter misters
- (2) Pair flush mounted 9" speakers
- Port and starboard aft overhang corners CCTV cameras color TPZ
- Overhead flip down 42" LCD TV with satellite receiver
- Teak deck
- Port side full service stand behind bar
- Upgraded granite counter top
- Upper bar counter top teak high gloss varnished
- Double recessed stainless steel sinks with single lever faucet with pullout sprayer
- 110v Outlets with waterproof covers
- (2) Pullout beverage refrigerator drawers
- Undercounter glass storage
- Mister controls with waterproof cover
- Bar top storage cover
- Port and starboard rear bussell storage lockers
- (3) Swivel bar stools with back, arm rests, foot rests, and cushions
- Dining table 8' x 4'6" fixed teak high gloss varnish with cover

- (7) Chairs with cushions
- Aft forward facing settee with cushions and cover
- (2) Teak cocktail tables on pedestals high gloss varnished with covers
- Port and starboard stairs with teak treads and child gates to swim platform
- Molded circular stairwell to boat deck with stainless grab rails and child gate
- Port and starboard 19" mooring cleats with stainless thru hull Hawse rings
- Port and starboard overboard freeing ports
- Salon access thru tinted double automatic doors with stainless steel frames
- Access to machinery/engine room thru watertight door starboard side on deck
- Stairwell courtesy step lights
- Crestron 2-way touch panel control

SWIM PLATFORM

- 5'6" Deep
- Teak decking
- (4) 6" popup mooring cleats
- Euro style removable stainless steel hoop rails (11)
- Gasoline tank aluminum 100 gallon with compressed air nozzle - **Refinished and Painted 01/16**
- Gas tank vapor detector
- Port and starboard warping winches with foot controls Maxwell 3500 220v
- Port and starboard 19" stainless steel mooring cleats
- Deck lights port and starboard at cleats and winches
- Pull out deck freshwater washdown
- Stainless steel handrails on port and starboard stairwells
- Stainless steel port and starboard corner rope chocks
- Port and starboard stabilizer active warning lights
- (6) Underwater lights

SKYLounge AFT DECK / BOAT DECK

- Headroom 6'8"
- Port and starboard fashion boards with tinted Lexan spray windows
- Port and starboard child gates at forward walkways to Portuguese Bridge
- Polished stainless steel overhead supports
- Teak deck
- Overhead lighting on dimmers
- Overhang perimeter misters
- (2) 9" flush mounted speakers
- TV 42" LCD flip down
- Fresh water wash down

- Stainless steel stairs to flybridge with teak steps
- Child gate with plexiglass inner panel at stairs base to flybridge

Furniture:

- Loveseat with cushions Frontgate manufacturer
- (2) Arm chairs with cushions
- (1) 24" Round cocktail table
- (2) Ottomans with storage

Bar to Port:

- Bar top upper counter high gloss varnished teak
- Upgraded granite lower counter top
- Under counter mounted double stainless steel sink
- Single faucet with pull out sprayer
- Ample under counter storage
- Under counter glass holders
- (2) Pull out beverage refrigerator drawers
- Storage cover
- 110v Outlet with weather cover

Boat Deck

- Flag staff stainless steel
- Teak decking
- Euro style safety rails with tinted plexiglass inner panels
- Starboard side stairwell to aft deck with child door and sliding hatch cover
- Davit 3000 lbs nautical structures hydraulic boom and rotation
- Davit/tender starboard side launch only
- Davit hydraulic PTO port or starboard generator
- Davit backup 24v hydraulic power pack
- Custom tender cradle with storage locker below
- Universal mix and match chock for toys

Tender:

- 18' 2010 Novurania Model 550 DL
- Yamaha 115 HP four stroke w/ s.s. 3 blades prop
- Dolfín
- Ski tow pole
- Bow rail stainless steel
- Lift bridle
- Navigation Lights

- Center consul
- Plexinglass tinted windshield w/ stainless steel grab rail
- VHF Icom IC M304 w/ antenna
- GPS / chart Garmin 740's w/ 7" screen + cover
- Depth finder / Raymarine St40
- Tachometer/Yamaha
- Speedometer/Fuel gauge/ Yamaha
- Steering wheel 13" stainless steel
- 12v Plug w/ waterproof cover
- Bilge Pump/ Auto/ Manual
- Fresh water pump w/ pull out sprayer
- Courtesy deck lights
- Fresh water tank 9 gal. Alum.
- Gas tank 22 gal. Alum.
- Battery on/off switch
- 12v Battery w/ charger - **Battery Replaced 11/15**
- Fire extinguisher
- Flare kit/ Exp. Feb. 2017
- 115v Dockside electric Inlet w/ cover
- (2) 21" x 6" Fender w/ line
- Fiberglass nonskid deck
- Port boarding fiberglass step pad
- Aft/ Helm bench seat w/ cushion + backrest
- (5) Life Jackets TYPE II PFD
- Bow seat w/ storage / cooler below
- Center seat w/ cushions, backrest + storage below
- Bow 6" mooring cleat
- Custom cradle w/ storage below/ removable
- Storage cover

STARBOARD TRANSOM BUSTLE

- (2) 100amp x 65' shore cords on cable master's
- Cable TV / Phone Inlet

PORT TRANSOM BUSTLE

- Freshwater wash down
- Dockside fresh water inlet

- Holding tank dockside pump out deck fitting
- Pullout freshwater shower with hot and cold mixer
- Compressed air fitting
- Used oil dockside pump out quick disconnect fitting

PASSERELLE

- Located top steps of port stairs leading from aft deck to swim platform
- Has it's own electric / hydraulic power unit
- (Note) Will accommodate a wheelchair
- Unit is double rotating and telescoping
- Will extend approximately 7' past transom for Mediterranean mooring
- **Painted, hydraulics serviced 1/16**

FLYBRIDGE

- Headroom 7'2"
- Teak deck
- Hardtop with tinted skylight panels
- Overhead down lighting
- Hardtop perimeter misters
- Speakers (4) 9" flush mounted
- Forward stainless steel hardtop supports (2)
- (Life Rafts) (4) 10 man Zodiac canister style / SOLAS approved
- Hydrostatic release's on life rafts
- Next life raft inspection - **Port Rafts 6/17 Starboard Rafts 1/17**
- Mounted port and starboard sides flybridge rails
- Handrails 43" H stainless steel with 1/4" Lexan tinted inner panels
- Child gate with plexiglass inner panel at top of stairwell from boat deck
- Dining table 8' x 4" teak high gloss varnished with cover
- Dining table fixed pedestals polished stainless steel
- (7) Frontgate arm chairs
- Forward Safety Windscreen / Safety Rail: Raised from 13" to 30" with horizontal intermediate rails
- (3) Frontgate chaise lounges
- (1) 24" Round cocktail table
- Hot Tub: Fiberglass custom fabricated with multi-zone jets with heat pump
- Hot tub deck with cushions and cover - **Serviced Pump, Heating Elements, and Filter 1/16**
- Port side bar: Upgraded granite countertop
- (2) Pull out refrigerator beverage drawers
- Double stainless steel sinks

- Faucet single lever with pull out sprayer
- Glass storage below
- Storage cover
- 110v Plugs with waterproof covers
- Mister controls with waterproof covers
- Overhead lighting controls with waterproof covers
- Starboard Cabinet: Upgraded granite countertop
- TV 42" popup LCD TV

PILOTHOUSE ELECTRONICS

- (5) 26" Flat screen displays
- **Nav 1 Chart system:** MaxSea with wireless keyboard and mouse system with ARPA, GPS, AIS, depth, speed
- **Nav 2 Chart System:**
 - MaxSea with wireless keyboard and mouse system with ARPA, GPS AIS, depth and speed
 - MaxSea charts for Europe, North America, Bahamas, Caribbean
- **GPS:** (2) Furuno GPS/GP-150
- **AIS:** Furuno FA-150 Interfaced to radar and charts
- **Radar:**
 - (2) Furuno 96 mile x band radars
 - (1) Radar with 6.5' open array
 - (1) Radar with 8' open array
 - Radars with speed input for ARPA and AIS
- **VHF:** (2) Furuno/FM-8800 with remote handset and emergency battery backup
- **SSB:** Furuno FS1570 with remote handset
- **GPIRB:** SAT find 406 mhz/McMurdo - located boat deck
- **SART:** Class A SART/McMurdo S4 - **Replaced 5/5/2016 Expires 1/2022**
- **Navtex:** Weather reporting system/Furuno NX700 paperless receiver
- **Compass:** Magnetic 6" Ritchie
- **Autopilot:** Simrad AP50
- **Wind, Speed, Direction, Depth:** B&G H3000
- **Speed log:** Furuno Doppler DS-8
- **GPS:** Furuno/GP-15
- **Night Vision Camera:** Flir camera - **Replaced 2/16**
- **Horns:** (5) Trumpet/Kahlenberg M-511-A with signal timer
- **Rudder Angle Indicator:** Jastram
- **Depth Finder:** Furuno RD-30 Aft Sounder
- **Windshield Wipers:** (3) Exato with 33" wiper blades, washers, variable speed
- **Searchlight:** Carlisle & Finch. ACR style 200 watt xenon 15m candlepower
- **Clutch & Throttles:**
 - Electronic with synchronizer, low idle

- Manual back up controls
- **Color Sounder:** Furuno FCV-1200 color video sounder
- **SAT Com:**
 - Fleet broadband FB500 for voice and internet access (presently not activated)
 - VSAT Seatel wave call 4006 internet/data connect service with (2) VOIP line;
Replaced Motor & Encoder 9/15
 - SAT TV Seatel HD II
- **SAT Com C:**
 - Inmarsat SAT COM C / Furuno Felcom 15
 - Printer Furuno PP510
 - SSAS upgrade kit Furuno Felcom 15
 - GPS module kit Furuno
- **SAT Phone:** Iridium 9505
- **Telephone System:**
 - Panasonic digital telephone system with 20 stations
 - (2) Phone stations with LCD display
 - (5) Phone stations, cordless - listed below:
 - Master Stateroom
 - Sky Lounge
 - Pilothouse
 - (2) in Main salon. (1) Intended for Aft Deck. (Note) Phone system connected to SATCOM, cell phone, (2) VOIP and landline
 - Intercom plug in at port and starboard boarding gates and passerelle
- **Cellular Phone:** (2) Telular Sx7e GSM quadband GSM cellular phone
- **WiFi:** Marina hotspot amplifier, GroSat ECHP

PILOTHOUSE

- Full beam electronics console with chart table
- Helm wheel 30" traditional wooden pommele sapele with mahogany trim
- **(Upgraded):** Double helm seat with arm and footrest (Stidd)
- Raised bench settee for forward viewing with table
- Captains desk with double book case with sea rails and chair
- Under console equipment access and storage
- Overhead down lighting on dimmers
- Designer fabric wall coverings
- Carpeted flooring with runner
- Port and starboard sliding doors with watertight dog downs.

SKYLOUNGE

- Located just aft of Pilothouse

- Pocket privacy door
- Large viewing windows with electric window shades
- Automatic glass sliding door to boat deck lounge/boat deck
- Glass sliding door with privacy curtain
- Overhead halogen lighting on dimmers
- Walk behind bar dual lever with 6 bar stools
- Dual level countertop with under counter sink
- Undercounter refrigerator
- Glass storage
- Icemaker
- Wine locker - 16 bottle
- Fireplace with mantel
- TV 55" mounted above fireplace
- "L" sofa with decorative pillows
- Granite flooring behind bar
- Surround sound receiver speakers and subwoofer

SKYLOUNGE / PORTUGESE BRIDGE WALK AROUNDS

- Overhangs with courtesy lights
- Port and starboard safety rail with **upgraded** tinted plexiglass child inner panel
- Teak decks
- Port and starboard freshwater wash downs quick disconnect
- Port and starboard life rings 30" recessed in bulwarks
- Starboard cabin side fire station with hose and pump control in locker with cabinet doors
- **Wing Stations:** Port and starboard with fiberglass covers
- Electronic clutch and throttles
- Jog steering control
- Rudder indicator
- Horn
- Bow and stern thruster control
- Main engine start and stops
- (3) 33" Wiper blades Pilothouse windshield
- Port and starboard sliding pilothouse doors with watertight dog downs

INTERIOR DESIGN

- Traditional satin finish Pommele Sapele and mahogany high gloss bullnoses and joinery trim
- Raised panel cabinet doors
- Counter tops granite inlay with solid mahogany trim
- General color scheme greys with off whites and light beiges

MAIN SALON

Expansive and elegant area: TV rises out of aft corner cabinet. Aft entry door is stainless steel framed, glass, counterpull, open/close sliding mechanism with pneumatic seal.

- **Flooring and wall coverings:** Designer
- **TV:** 50" HD LCD
- **Built in cabinetry by Westport designer**
- **Loose furniture:** Designer
 - One sofa
 - Cocktail table
 - Three occasional chairs
 - Three end tables
 - Game table and four chairs

A/V Electronics:

- 55" HD LCD TV
- Surround sound receiver/speaker and sub woofer
- Satellite receiver
- Blu-Ray DVD/CD player
- Ipod docking station
- Crestron 2-way touch panel control
- Kaleidescape movie player

DINING AREA

Forward of the Salon is the formal dining area. Servers have easy access from the galley via a dual hinged access door.

- **Formal dining table:** Pommele Sapele table with mahogany accents and accommodates ten guests.
- **Loose furniture:** per designer. 10 formal dining chairs
- **Overhead detail:** Special designer feature
- **Buffet/Storage:** Buffets to port, starboard, and aft provide storage for sixteen, 5-piece place settings of china, formal flatware, and stemware and A/V units

MAIN DECK DAY HEAD

- Stone vanity top
- Vessel sink
- Faucet
- Lightweight stone flooring

- Coordinated bath accessories
- Toilet

GALLEY

Designer stone counter space with generous food prep area, pantry with dry storage and shelves for extended cruising. Finely executed galley sink.

- Northland 30 reach-in refrigerator : **Serviced 4/15**
- Northland 18 reach-in freezer
- Polished chrome hot water dispenser by Insinkerator
- Pot fill faucet
- Broan trash compactor
- Overhead hood and fan
- Built in oven - Standard by Gaggenau
- Built in oven - convection /steamer by Gaggenau
- APW Wyott countertop finishing oven
- Panasonic 1000 watt programmable microwave
- Fagor high temperature commercial grade dishwasher model #AD48W
- Perlick 48 bottle wine cooler
- Manitowoc ice maker
- Five burner Cook Tek induction cook top

MASTER ON DECK STATEROOM

The stateroom features a king sized berth with upholstered headboard, built in dressers and an entertainment system and A/V equipment complimented by Crestron control, office area with desk, make up desk and private his and her dressing rooms with ample storage, dresser and hanging space. Designer accent lighting.

- King sized berth with Slumber Ease mattress
- Entertainment center with A/V equipment storage
- Dressers
- Nightstands
- Make up table/desk and chair
- Master office: Desk with chair
- Lighting: halogen down-lights on dimmers
- Lighted make-up mirror
- Safe
- Loose furniture per designer
- Wall treatment and flooring

A/V Electronics:

- 42" HC LCD TV
- Surround sound receiver/speaker and sub woofer and speaker in head
- Satellite receiver
- Blu-ray DVD/CD player
- Ipod docking station
- Crestron 2-way touch panel control
- Kaleidescape movie player

Master His/Her Dressing Room: Dressers and hanging rods each side **Master Head:**

- Vanity: Countertop is stone, two vitreous china sinks, fixtures and accessories.
- Flooring: Designer lightweight marble tile.
- Mirrors over vanities in his and her heads
- Lighted wall mounted make-up mirror
- Headhunter Royal Flush Hydro-Vac toilet
- Kohler bidet with fixture set as specified by Westport design
- Shower with frameless tempered glass door, marble surround
- Accessories and fixtures per Westport design
- Marble threshold

VIP GUEST STATEROOMS

Built in dressers, nightstands, wardrobes, king sized berths, upholstered headboards, and drawers in the base. Wall treatments and carpeting. Built in A/V equipment complimented by Crestron control **Port VIP Staterooms:** King sized berth, Innerspring mattress or equivalent with drawer base, wardrobe, dresser/entertainment center and two nightstands. **Starboard VIP Stateroom:** King sized berth, Innerspring mattress or equivalent with drawer base, wardrobe, dresser/entertainment center and two nightstands. **VIP Heads:**

- Vanity: Pommele Sapele with mahogany accents, lightweight stone countertop, one vitreous china sink, fixtures and accessories
- Glass: fixed, oval port light with removable stainless deadlight cover
- Flooring: lightweight stone as per designer
- Toilet: Headhunter Royal Flush Hydro Vac
- Bidet: Kohler with fixtures by Westport design
- Shower with frameless tempered glass doors
- Thermostat
- Fixtures
- Accessories
- Marble threshold
- Lighted make-up (countertop)

A/V Electronics:

- 32" HD LCD TV
- Satellite receiver
- Blu-Ray DVD/CD player
- Ipod docking station
- Crestron 2-way touch panel control
- Kaleidescape movie player

TWIN BERTH GUEST STATEROOMS

Built in dressers, nightstands, wardrobes, twin berth in port stateroom with upholstered headboards. Two twin berths in starboard stateroom. Sound insulation in the forward bulkheads and stair enclosure. Wall treatments and carpeting. Build in A/V equipment is controlled by Crestron.

A/V Electronics:

- 26" LCD TV
- One pair of speakers
- Satellite receiver
- Blu-Ray DVD/CD player
- Ipod docking station
- Crestron 2-way touch panel control

AUDIO VIDEO LOCKER

Locker is located to starboard in the foyer between VIP and Guest staterooms and contains equipment racks for the yacht's A/V system. Locker is cooled by a dedicated air handler.

CAPTAIN & CREW QUARTERS

Anigre and maple light color paneling throughout crew quarters. (1) Satellite receiver services all crew TV's. The captain's cabin with private head accommodates two persons. Crew quarters with two heads, accommodate 4 in two cabins. The crew response to the galley is immediate, via the direct galley/crew's quarter stairway. (Note) Child gate at top of crew quarters stairway. Flooring and wall coverings per designer. **Captain's Cabin:**

- Double upper berth with reading lamps
- Custom single lower berth with drawers below
- Port light with black out shade
- TV upper bunk only, 22" Samsung
- Blu-Ray DVD/CD player
- Hanging locker cedar lined

- Built in dresser with cedar lined drawers
- Built in bookcase with sea rails
- Overhead halogen lighting on dimmer
- Privacy door
- Carpeted floor
- Air conditioning thermostat control
- Depth finder with alarm - Furuno RD-30
- Panasonic phone/intercom

Captain's Ensuite Head:

- Vanity with sink with mirror above
- Exhaust fan
- HeadHunter freshwater head
- Stall shower

Engineer's Quarter's:

- Custom size Innerspring mattress
- A/V entertainment area, and drawers in berth base
- Air conditioning digital thermostat

Engineer's Head:

- Vanity with sink and mirror above
- Shower with glass door
- Toilet

Crew Galley/Lounge:

- Dining settee with table/cabinet below
- (2) Sets washer/dryer with above locker
- Refrigerator drawers (2)
- Microwave Sharp Carousel
- Counter with sink/cabinet storage
- VHF and depth sounder

Electronics Equipment:

- Panasonic phone/intercom
- Upgraded LED overhead lighting
- Depth finder, wind speed, and direction B&G H3000
- VHF ICOM IC-M504
- Depth finder - Furuno RD30
- Ships system alarm monitor - Intelisea
- TV 22" LG LCD TV
- Blu-Ray DVD/CD player

- TV 19" Samsung CCTV monitor
- Crestron 2-way touch panel control

Crew's Quarters:

Port Forward Crew Cabin:

- Upper and lower berths with reading lamps
- (2) Cedar lined hanging lockers
- Dresser with cedar lined drawers
- Overhead halogen lighting
- Digital air conditioning control
- Panasonic Phone/intercom
- Upper and lower berth 22" LG TV's
- Privacy door
- Carpeted floor
- Ensuite head with stall shower
- HeadHunter freshwater jet head

Starboard Forward Crew Cabin:

- Upper and lower berths with reading lamps
- (2) Cedar lined hanging lockers
- Dresser with cedar lined drawers
- Overhead halogen lighting
- Digital air conditioning control
- Panasonic Phone/intercom
- Upper and lower berth 22" LG TV's
- Privacy door
- Carpeted floor
- Ensuite head with stall shower
- HeadHunter freshwater jet head

MECHANICAL & ENGINE ROOM

- 100% Extended Engine Warranties until **February 27th, 2019 or 5,200 hours**
- Twin 12V4000 M90's MTU/DDC 2735hp each with **3060 hours**
- Gears ZF 3:040:1 ratio, model #4650A with trailing pump
- Shaft 5" Aquamet 22 high strength stainless
- Dripless shaft seals with cross over cooling - **Updated Tide Seals w/ spares 2/16**
- Intake sea chest valves main engines
- Props 50" x 60" x 5 blade Nibral "S" class CNC machined : **Removed & Inspected 2/16**
- Rudders welded stainless steel with dripless seals
- Exhaust underwater Westport's innovative design exits at chine, prevents cavitation and

exhaust vibration

- Panasonic phone/intercom
- Main engine electronic gauge displays
- Main engine start and stops
- Level gauge
- Port overhead emergency escape hatch
- Fuel sight gauges
- Flashlight MagLite with holder
- Air intake from boat deck with Delta T demisters starboard
- Air exhaust port side boat deck
- Manual or automatic operation on intake/exhaust fans
- (12) Fluorescent 110v overhead lights
- (8) Emergency dead ship overhead lights
- Ships monitor systems screen, Intelisea
- (2) CCTV color cameras TPZ
- Main engine fuel filters - Dual Sea Pro 30 micron (2) per engine
- Selector valve on main engine fuel filters
- Generator fuel filters Dual Racor 500 with selector valve
- (4) Handheld fire extinguishers : **Next inspection December 2016**
- (2) 24,000 BTU air conditioning with digital thermostat
- Carbon monoxide alarm
- Heat sensor alarm
- Fire system control panel
- Hydraulic steering reservoir - Jastram with pressure gauge and oil filter
- Generator emergency shut downs
- Handset/Intercom Panasonic
- Main engine battery on/off switches
- Generators with gauge package, hour meter, oil pressure, water temp, volts
- Generator remote starts in control room
- Fuel polishing Alfa Laval 230v / 7500rpm - **Cleaned and serviced 2/16**
- AC bilge pump manifold (2) 110v pumps, (1) 24v backup
- (2) ASEA converters 37 KVA each - **Serviced 3/16 Ward's Marine**

MECHANICAL SPACE

Engine Room:

- Access is through the water-tight door on center line from the utility room. Two 24k air conditioning units maintain a comfortable environment.

Equipment Room:

- Access is from the utility room. Contents of the room are MSD, (2) diaphragm pumps, (2) water makers, (1) HVAC chiller, HVAC unit. Passerelle, control boxes for MSD, control

boxes and VFDs for HVAC, and controls for passerelle

Control Room:

- Access is from the utility room and contains the AC distribution panel and battery chargers.

Utility Room:

- Access is from the Bustle water-tight door and/or from aft deck and contains the FM200 bottle, Snap On toolbox and tool set, fire hydrant station, utility bench with sink, air compressor - **Serviced 1/16**, dive compressor - **Serviced and Certified 1/16**, refrigerator/freezer, HVAC unit, and hot water heaters.

LUBE OIL SYSTEM

- Fresh oil tank 185 gallons located engine room center bilge
- Fresh oil deck fill located midship starboard side
- Used oil tank 265 gallons located engine room center bilge
- Used oil discharged thru port transom bustle quick disconnect
 - (Note): 185 gal oil will change main engines and (2) generators
- (1) Air diaphragm pump removes old oil from main, gensets and gears
 - (Note): Ships air compressor operates new and old oil pumps

GENERATORS

- **Port Generator:**
 - **92 kW Northern Lights** 1800 RPM with **7965 hours**
 - 3 Phase
 - Sound shield with vibration dampening compound motor mounts
 - Water separation mufflers
 - Power take off
 - Seamless transfer feature from shore to generator
 - Oil change system
 - Fuel/water separator filters (2) Racor 500
 - Fuel priming pump 24v with back up pump
 - **Complete Service January 2016**
- **Starboard Generator:**
 - **92 kW Northern Lights** 1800 RPM with **8040 hours**
 - **3 Phase**
 - Sound shield with vibration dampening compound motor mounts
 - Water separation exhaust mufflers
 - Power take off
 - Seamless transfer feature from shore to generator

- Oil change system
- Fuel/water separator filters (2) Racor 500
- Fuel priming pump 24v back up pump
- **Complete Service January 2016**

ELECTRICAL

- (3) Phase electrical system
- Shore power converters (2) A/Sea 37 KVA each - **Complete Service 3/16 Ward's Marine**
- 40-70 cycle, 170 to 520 VAC input
- Shore Cords:
 - (2) 65' x 100 amp / 3 phase on cable masters
- Adapters:
 - (2) 240v to 480v
 - (2) 208 to 480v

BATTERIES/CHARGERS (24 volt system)

- Main engines (4) 8D GelCell with parallel
- Generators: (2) Group #31 GelCell
- Ships systems: (4) 8D GelCell with parallel
- Navigation/Emergency lights/Electronics/Davit (2) 8D's
- Reserve Power: (2) Group #31 - **Replaced 2/16**
- Chargers:
 - Main engine: Newmar 20 amp/24v
 - Generators: Newmar 20 amp/24v
 - Ships system: Newmar 95 amp/24v
 - Emergency bank: Newmar 95 amp/24v
 - Reserve power: Newmar 20 amp/24v

INTERIOR & ENGINE ROOM FIRE SYSTEM

- Sprinklers throughout which draw from freshwater supply
- (Note) Should freshwater supply be depleted system reverts to seawater automatically
- System operates on (2) pumps, either (1) or both.
- Control panels in engine room and pilothouse

Engine Room:

- FM200 auto/manual fire system : Next inspection **12/16**
- Handhelds, extinguishers : Next inspection **12/16**

FIRE HYDRANT SYSTEM

- Four fire stations located starboard side of pilothouse exterior, starboard side outside galley door, crew lounge, and engineers control room.

BILGE SYSTEM

- Five watertight compartments with high water alarms
- (2) 100gpm AC bilge pumps
- Emergency engine driven bilge pump

FUEL SYSTEM

- Fuel capacity: 9,965 gallons
- Fuel fills port and starboard side aft main deck cabin sides
- High/low electronic level alarms
- (6) Aluminum fuel tanks with inspection plates
- Fuel transfer pump w/ filter - **Filter Replaced 3/16**
- Alpha laval centrifuge fuel filter / transfer system, 198gph - **Serviced and Cleaned 2/16**
- Main/day tank 2134 gallons
- Fuel transfer pump 110v with numerical display and auto shut off
- Fuel transfer pump back up 24v

FRESH WATER SYSTEM

- Stainless steel freshwater tank: 1726 gallons
- Freshwater deck full starboard side cabin (2)
- Dockside freshwater inlet with pressure regulation (port transom)
- (2) UV filters, 29gph
- Purification/sterilization 220v AC electrolytic water system
- Water softner: YachtMate DM1000
- Water pumps (2) plumbed in parallel for high flow capacity
- (2) Water heaters, 60 gallon. Dual element quick recovery - **Both Replaced 4/16**
- Hot water circulating pump
- Water filters (2) cannister / element style
- Accumulator pressure tanks (2), fiberglass

WATERMAKERS

- (2) Sea Recovery Aqua Whisper 1800gpd each : **Serviced 2/16**

HYDRAULIC SYSTEM

- Power takeoffs on port and starboard generators
- Hydraulic System operates:
 - Bow and stern thrusters
 - Capstans
 - Anchor winches
 - Davit
- Bow thruster 16" dual prop 65hp
- Stern thruster 16" dual prop 55hp
- Davit 3000 lbs. hydraulic with DC powered back up hydraulic pump - **Serviced 2/16**
- Passerelle has its own electric/hydraulic power unit - **Serviced 2/16**
- Passerelle with wireless remote

AIR CONDITIONING

- (5) Six ton chillers reverse cycle 208v / 3 phase / 60 cycle
- Raw water pumps (2) independent of each other - **Rebuilt 12/15**
- Digital thermostats throughout
- Make up fresh air units throughout
- Complete service **2/16**
- Upgraded Sea Strainers **2/16**

STEERING SYSTEM

- Hydraulic with power steering assist
- Pumps on both main engines
- Manual helm pump in machinery space

STABILIZER SYSTEM

- Naiad Model 525 system
- **(Note) Standard 22 sq. ft. fins upgraded to 30 sq. ft. fins - Serviced, Seals Replaced 2/16**
- Zero speed / at rest stabilization hydraulic system powered by a generator
- Regular stabilization off main engines

HOLDING TANK / WASTE WATER SYSTEM

- Black water/holding tank : 1700 gallon fiberglass

- HeadHunter freshwater jet heads throughout
- HeadHunter tidal wave MSD system USCG approved
- (3) Grey water sumps for sinks, showers. Either Y Valve overboard
- Grey water tanks go into black water tank then treated
- Black water tank with dockside pump out fitting and overboard discharge pump
- Grey water tanks with inspection plates and overflow alarm

CCTV CAMERAS

- Total of (7) color tilt, pan and zoom
- Aft deck port and starboard. Aft hardtop overhang
- Engine room (2)
- (1) On mast
- Monitors pilothouse on display screens
- **System Serviced 4/16**

SHIPS ALARM & MONITORING SYSTEM

- Monitors pilothouse, starboard main foyer, crew mess, engineer cabin
- Westport's Intelisea Alarm/ships systems monitor
- Electrical system
- Tank levels
- High water bilge alarm
- Anchoring safety monitoring alarms
- Entrance alarms
- Complete ships sensor and monitor history

BROKERS REMARKS

"Gene Machine" is Hull #5 in this popular 40M series. We have just performed our 5 Year ABS Survey, along with her yearly yard period which included complete bottom paint, and stabilizer seals replaced. All electric and hydraulic pumps were serviced or replaced, as well as all fluids changed. **Next Annual ABS Survey Due June 1st, 2017 - Approx. \$1,200.00. She has 100% extended engine warranties until February 27th, 2019 or 5,200 hours.** **"Gene Machine"** was purchased by her present owners new and has been a family yacht, and never chartered. She is ready for the 2016 cruising season, and a must see if contemplating the purchase of a tri-deck motoryacht. ABS/MCA compliant, charter capable. **Rare U.S. flag capability with this yacht.**

EXCLUSIONS

Name "Gene Machine" - Name removed and prepped for new name - 1/16

A detailed list will be provided at time of sale.

Исключения

При продаже яхты исключаются личные вещи владельца.

Отказ от ответственности

Компания предоставляет описание судна или яхты добросовестно, но не может гарантировать точность этой информации, а также не ручается за техническое состояние. Покупатель должен проинструктировать своих агентов или оценщиков исследовать представленную информацию более подробно, по собственному желанию. Продажа судна или яхты, изменение цены или снятие с продажи будет происходить без предварительного уведомления.

ФОТОГРАФИИ

Foredeck




Foredeck



Foredeck



Forward Observation Sun Deck



Foredeck



Side Decks



Flybridge Hot Tub



Flybridge Casual Dining



Flybridge Sun Lounge



Flybridge Bar



Flybridge TV Cabinet



Flybridge



Skylounge Aft Deck



Skylounge Aft Deck Bar




Tender with Custom Storage Cradle



Tender



Pilothouse Console



Pilothouse



Pilothouse Raised Observation Seat



Pilothouse Captain's Station



Skylounge



Skylounge Bar



Skylounge Display Cabinet



Skylounge Day Head



Formal Dining



Main Salon



Main Deck Entrance Foyer



Galley



Galley



Galley



On Deck Master Stateroom



On Deck Master Stateroom



Master Stateroom



Master Stateroom Office



Master Head



Starboard VIP Guest Stateroom



Starboard VIP Guest Head



Port VIP Guest Stateroom



Port VIP Guest Head



Guest Stateroom Foyer



Starboard Twin Berth Guest Stateroom



Starboard Guest SR Twin Berth Head



Port Twin Berth Guest Stateroom



Port Guest SR Twin Berth Head



Aft Deck



Aft Deck Bar



Aft Deck Dining



Aft Deck Settee



Crew Lounge



Crew Lounge



Engineer's Cabin




Engine Room



Control Room



General Arrangement



КОНТАКТЫ

Андрей Шестаков (Andrey Shestakov) – ведущий яхтенный брокер отдела продаж яхт и судов компании Shestakov Yacht Sales Inc. Официальный представитель Shestakov Yacht Sales Inc. для русскоговорящих клиентов в центральном офисе компании в Майами/Форт Лодердейл/Флорида/США.

Контактная информация

Email: andrey@shestakovyachtsales.com

Web: shestakovyachtsales.com

Телефоны

Краснодарский край: **+7(918)465-66-44**

США, Майами, Флорида: **+1(954)274-4435**

Время работы

Понедельник – Суббота: **9:00 - 21:00**
EDT

Воскресенье: **Закрето**

Адрес



Harbour Towne Marina, 850 NE 3rd St,
STE 213, Dania, FL 33004