

LINDA B — CARVER



Судостроитель: CARVER

Год постройки: 2002

Модель: Моторная яхта

Цена: **ЦЕНА ЯХТЫ ПО ЗАПРОСУ**

Местонахождение: United States

Длина общая: 53' 9" (16.38m)

Ширина: 15' 4" (4.67m)

Макс. осадка: 4' 9" (1.45m)

Крейс. скорость: 21 Kts. (24 MPH)

Макс. скорость: 26 Kts. (30 MPH)

Купить **Linda B — CARVER** а также выбрать подходящую вам яхту из нашего каталога яхт вам поможет опытный яхтенный брокер Андрей Шестаков. На сегодняшний день компания **Shestakov Yacht Sales Inc.** имеет большое количество яхт в собственном списке продаж, а также тесно сотрудничает со всеми крупными яхтенными производителями по всему миру.

Для того чтобы купить яхту **Linda B — CARVER** а также проконсультироваться по любому вопросу связанному с покупкой, продажей, чартером яхт позвоните по телефону **+7(918)465-66-44**.

ОГЛАВЛЕНИЕ

ОГЛАВЛЕНИЕ	2
ХАРАКТЕРИСТИКИ	4
Обзор	4
Основная информация	4
Размеры	4
Скорость, вместимость и масса	5
Размещение	5
Корпус и палуба	5
Информация о двигателе	5
ПОДРОБНОЕ ОПИСАНИЕ	6
Broker Comments, Options and Service Updates	6
Test Results	7
Hull & Deck Features	7
Salon Features	9
Galley Features	9
Skylounge Features	10
Air Conditioning / Heating	10
Bridge & Helm Features	11
Cabin Features	11
Electronics	14
Mechanical & Electrical Features	14
Engine Room Features	15
Water & Waste Systems	15
Исключения	16
Отказ от ответственности	16
ФОТОГРАФИИ	17
КОНТАКТЫ	39
Контактная информация	39

Телефоны	39
Время работы	39
Адрес	39

ХАРАКТЕРИСТИКИ

Обзор

Introduced in 1998, the Carver 53 Voyager was a head-turning crowd pleaser and is still a highly sought after pilothouse today! This 53 Voyager has the preferred Skylounge layout in lieu of the lower helm. Equipped with a hardtop, full enclosure and bridge A/C there is no reason to have a lower helm with our tropical climate and year-round boating season. This modified-V hull allows for a smooth comfortable ride and calm at rest with its lower deadrise aft. The full beam master has been a signature selling feature of the 53 Voyager. This 3 stateroom 2 head yacht and 1 bath tab will satisfy the most voracious cruising appetites. Powered by the twin Volvo Penta TAMD 74P (480hp each) with upgraded stainless steel elbows and recent service 04/2015, you will cruise comfortably in the 17 knot range while hit a top speed of 22 knots. Linda B has been well loved and maintained by its current owner and all service records can be made available to interested buyers. Contact us today for more information and a private showing.

The owner has found his next boat and authorized a

\$20,000 Price Reduction!

Основная информация

Тип судна: Моторная яхта

Подкатегория: Sky Lounge

Модельный год: 2002

Год постройки: 2002

Страна: United States

Размеры

Длина общая: 53' 9" (16.38m)

Ширина: 15' 4" (4.67m)

Макс. осадка: 4' 9" (1.45m)

Трапы: 19' 0" (5.79m)

Скорость, вместимость и масса

Крейс. скорость: 21 Kts. (24 MPH)

Дальность на крейсерской скорости:
2300

Макс. скорость: 26 Kts. (30 MPH)

Дальность на макс. скорости: 2650 Kts.

Вместимость воды: 100 Gallons

Вместимость сточного бака: 100 Gallons

Объем топливного бака: 400 Gallons

Размещение

Всего кают: 3

Всего ком. состава: 2

Корпус и палуба

Материал корпуса: Fiberglass

Информация о двигателе

Двигатели: 2

Производитель: Volvo

Модель: TAMD 74P EDC

ПОДРОБНОЕ ОПИСАНИЕ

Broker Comments, Options and Service Updates

2015 Service Summary

- Oil, filters, racor, primary and secondary filters
- Buff & Wax
- Waste tank level sensors serviced all working
- New Duck Bills for Vacuflush pump on guest head

2014 Service Summary

- All zincs on engines Replaced
- Fresh Water level sensor Replaced
- 2 new Webasto 12,000 Btu A/C units, 1 in bow berth and 1 in master brand new
- Replaced large compressor motor for AC in salon and sky lounge
- New Impellers 07/2014 530 hours
- Transission oil and filters and all fuel filters, cleaned air filters
- Replaced shut off valve for salt water to generator 07/2014
- Large D battery for house deep cycle
- New fresh water pump 8/14
- New Riser for generator and exhaust hose

2013 Service Summary

- 2 new Bilge pumps
- Replaced A/C bronze water pump
- New Vacuflush pump and duck bills master head
- New Galley wood floor
- New Double Helm seat
- Replace all 4 Batteries for Bow Thruster
- Replaced both starting "D" batteries for engines

2012 Service Summary

- New Bridge canvas and eisenglass
- New Engine intake hoses
- Replaced motor in garbage compactor

2011 Service Summary

- New Cutlass bearings
- New Tide Seal w/ replacements on shafts
- Replace 2 Seacocks

- New Stainless Steel Risers with 5 year warranty
- Petit Ultima 60 bottom paint
Sandblasted all underwater metal and coated with epoxy then antifouling

Upgrades

- New Cockpit bolster **(UPGRADE)**
- Upgraded A/C blower in Galley to larger capacity and evaporator **(UPGRADE)**
- LCD TV in Bridge **(UPGRADE)**
- New Vizio 42" LCD TV in Sky lounge
- New auto pilot and core computer **(UPGRADE)**
- New Raymarine C9 Chartplotter **(UPGRADE)**
- New LCD TV and disc player in Master stateroom
- Replaced Fridge and Freezer door seals
- Replaced original rubber A/C lines with copper in main system
- Entertainment package in Master and Guest room **(UPGRADE)**
- New Stereo and speakers over \$1000
- Entertainment package in Master and Guest room
- QL Bow Thruster

Test Results

RPM GPH MPH

1000	12	6.7
1250	16.2	8.1
1500	28	10.2
2000	36	15.9
2150	40.1	17.3
2350	46.2	22.9
2500	50	24.9
2650	56.0	26.1

Hull & Deck Features

- Structural engine mountings – longitudinal stringer span mounting with reinforced, double-gusseted angle steel plates
- Fabricated aluminum floor frames with stainless steel stanchions
- Hand-laid, molded fiberglass components featuring composite laminate hull sides, decks, and cabin top

- Molded fiberglass stringer system
- Cherry wood bulkheads, cabinetry, and trim throughout cabin, with high-gloss finish
- Solid fiberglass hull bottoms with Knytex substrates and Vinylester barrier coat
- Tinted, tempered safety glass frameless window systems
- Unitized deck, cockpit, and cabin top construction with integral aluminum truss reinforcement in cabintop structure

Side Decks

- Bow rail – 1.25. O.D., lineal-buffed, welded stainless steel, with additional intermediate rail amidships and forward
- Bow rail stanchions – double-welded (inside and outside), stainless steel, anchored to aluminum backing plates laminated into deck
- Cleats (4) – 10. spring, stainless steel, with chafe plates, through-bolted through aluminum backing plate
- Deck toe rail
- Grab rail – stainless steel, over cabin windows, running length of cabin and above windshields
- Pilothouse door – starboard side deck, sliding, 11. stainless steel grab handle
- Rail gate – starboard side
- Rub rail molding – heavy-duty, stainless steel insert

Fore Deck

- Bow lockers – twin, self-draining for fender storage and anchor chain locker access
- Cleats (2) – 12. stainless steel with chafe plates, through-bolted through aluminum backing plate
- Cleat – 12. stainless steel for anchor line, through-bolted through aluminum backing plate
- Windshield weather covers – black mesh
- Sunpad – foredeck

Cockpit

- 66 ft² (approx.), integral to hull and deck
- 110V outlet – GFCI protected
- Aft bridge extension ladder – stainless steel, with 43. hand rail, diamond pattern nonskid steps
- Bolsters – padded, across transom
- Cleats (2) – 12. stainless steel, through bolted through aluminum backing plate, inboard-mounted with stainless steel hawse pipes
- Grab rails (2) – 40. stainless steel, by side deck stairways
- Grab rail – 66. stainless steel, on top of transom
- Grab rail – 18. stainless steel, at top of aft bridge extension ladder
- Hatch – engine room access, 3. x 5., guttered, watertight, supported by gas shocks
- Lights (4) – courtesy, recessed, with exterior-mounted switch

- Boarding Platform
 - 38 ft² (approx.), integral to hull and deck
 - Boarding ladder – retractable, telescoping, with grab rail, concealed in boarding platform
 - Fuel fittings – port and starboard transom
 - Hand rails – 30. stainless steel port and starboard transom
 - Lockers (2) – in-deck, self-draining
 - Lockers (2) – transom, for stowing shore water hoses and shore power lines
 - Lights (2) – overhead, recessed, with exterior-mounted switch
 - Overhead sun/weather protection – 58. from cabin toward stern
 - Side deck stairways (2) – integral to deck
 - Transom door – fiberglass, stainless steel latch
- Certifications:
- Meets Applicable USCG & ABYC Standards
 - NMMA Certification

Salon Features

- 110V outlets (3) – GFCI protected
- AC and DC distribution panels
- Air conditioning (72,000 BTU) with reverse cycle heat
- Carpet
- Entertainment group – 25. TV, VCR, and 110V component stereo including AM/FM receiver, 5-disc DVD/CD changer, 2 speakers in salon, and 2 speakers in pilothouse
- Entrance door – stainless steel frame, curved, sliding, 45. x 72., handle lock, deadbolt, neutral density glass, with interior screen
- Lights (9) – LED bulbs, overhead, recessed
- Miniblinds – décor-matched
- Exterior Canvas snap-on block out starboard salon window
- Rocker light switches
- Telephone connector
- Central vacuum system
- Intercom system – 4 stations
- Sofa – Flexsteel, Ultraleather, with double incliners and sofa corner
- TV, 19" Polaroid with DVD (**UPGRADE**)

Galley Features

- 110V outlet – GFCI protected
- Coffee maker
- Designer décor
- Flooring – wood plank
- Freezer, w/ Ice Maker (NEW Seals)

- Hardware highlights – brass/chrome
- Lights (2) – halogen, over range, recessed
- Lights (3) – halogen, overhead, recessed
- Microwave/convection oven – built-in
- Range – 3-Burner electric range only Countertop (Cracked)
- Range vent
- Refrigerator (NEW Seals)
- Rocker light switches
- Sink – two basin, integral, with flush-fit solid surface covers
- Solid surface countertops
- Stainless steel backsplash around range
- Storage – under sink
- Storage drawers
- Storage cabinets
- Towel bar
- Towel rings (2)
- Trash compactor

Skylounge Features

- 110V outlet – GFCI protected
- Beverage holders (4) – recessed, integrated
- Carpet
- Command bridge access stairway
- Lights (6) – LED, recessed, overhead
- Lounge – Crescent-shaped Ultraleather
- Side deck door – starboard, sliding
- Table, Cherry with black inlay
- Rocker light switches
- TV, 42" Vizio LCD (UPGRADE)
- Windshield defoggers (3)
- Windshield wipers (3) – pulse, each with fresh water washer

Air Conditioning / Heating

- 3-zone Air Conditioning: with reverse cycle heat for single 50 amp 240V dockside inlet
 - 72,000 BTU (1) Skylounge & Salon
 - Webasto 12,000 BTU (1) VIP Stateroom
 - Webasto 12,000 BTU (1) Master Stateroom
- 1-zone Bridge Air Conditioning: with reverse cycle heat 16,000 BTU

Bridge & Helm Features

- Aft Bridge Extension 63 ft2 (approx.)
- Hand rail - 74., stainless steel, on transom
- Light - courtesy, recessed Command Bridge
- 110V outlet - GFCI protected
- Bridge hardtop
- Bottle storage - 27.75. x 17. x 11.5. self draining with double-hinged lid and support
- Entrance door - 66. x 23. weather-tight, secures closed, with 3 gas shocks provides access to pilothouse
- Hand rail - 18. stainless steel next to pilothouse entrance door
- Hand rail - 42. stainless steel across front of bottle storage and wet bar
- Hatch - at top of aft bridge extension stairway
- Lights (3) - courtesy, recessed Lights (2) - overhead, recessed
- Lounge - double-wide, starboard side, with storage below
- Lounge - U-shaped, port side, accommodates 6 adults, converts to sun lounge
- Safety chain - across companionway to aft bridge extension
- Seat covers
- Self-draining walk surface
- Table - 35. x 32. with 4 recessed, integrated beverage holders
- Wet bar - self-draining with sink and 12. x 7.5. preparation surface
- Wet Bar w/ refrigerator
- Windshield - wraparound stainless steel frame with opening side vents

Helm

- Access hatch - 26. x 11. provides access to wiring below helm
- Accessory panel - 16. x 10. flush mounted, for installing navigation equipment
- Adapter - 12V
- Beverage holders (2) - recessed, integral
- Grab rail - 18. stainless steel on helm console in front of companion side of helm seat
- Helm seat - double-wide pedestal,
- Light - courtesy, recessed
- Stereo - AM/FM receiver with CD player, CD changer, remote control, and 4 speakers
- Tilt steering wheel
- Instrumentation
- Gauge - combination synchronizer/rudder angle, digital tachometer (1 per engine)
- Multi-gauges (1 per engine) - oil pressure, engine temperature, engine battery voltage, and fuel level
- Rocker switch controls
- NEW Tachometers with hour meters

Cabin Features

Master Stateroom:

- 110V outlets (3) – GFCI protected
- Bedside endtables (2) – solid surface tops
- Berth – oversized queen, inner-spring mattress, island
- Carpet – Gold Rush, tufted cut pile, 65 oz., crush-resistant, 100% nylon
- Decorator pillows
- Designer décor
- Drawer – 18.5. x 11. x 4.75. in wall near entrance door
- Dresser – integral, solid surface top, 5 drawers
- Entrance door – pocket-style, secures open and closed
- Hanging lockers (2) – cedar-lined, carpeted, 20+. hanging bar, overhead shelf, automatic light, mirror and clothes hooks (2) on inside of door
- Hardware highlights – brass/chrome
- Lights (2) – directable reading sconces
- Lights (8) – halogen, overhead, recessed
- Miniblinds – décor-matched
- Mirror over berth
- Portlights (2) – screened
- Rocker light switches
- Sheet set – fitted sheet, flat sheet, and two pillow cases, embroidered
- Step-up on each side of berth – solid surface
- Storage – under berth, with door
- Storage drawers (10)
- Storage shelves (4)

Head:

- Hardware highlights – brass/chrome
- Rocker light switches
- Towel sets (4) – bath towel, hand towel, and washcloth
- 110V outlets (2) – GFCI protected
- Carpet – Gold Rush, tufted cut pile, 65 oz., crush-resistant, 100% nylon
- Lights (4) – halogen, overhead, recessed
- Medicine cabinets (2) – 3 shelves each
- Soap dish – wall-mounted, solid glass
- Towel rings (2)
- Vanity – solid surface top and backsplash with integral sink, 2 shelves below with 2 doors
- Water Closet
- Entrance door – secures closed, stainless steel hardware, cherry wood with frosted glass and modified Queen Ann grill
- Head fan
- Light – halogen, overhead, recessed
- Portlight – screened, privacy glass
- Toilet – electric flush, pedestal

- Toilet paper holder Shower/Tub Stall
- Designer shower curtain
- Designer waterfall tub spigot
- Entrance door – secures closed, stainless steel hardware, cherry wood with frosted glass and modified Queen Ann grill
- Hand shower – retractable, wall-mounted holding bracket
- Lights (2) – halogen, overhead, recessed
- Portlight – screened, privacy glass
- Towel bar

VIP Stateroom:

- 110V outlets (2) – GFCI protected
- Berth – oversized queen, inner-spring mattress, island
- Carpet – Gold Rush, tufted cut pile, 65 oz., crush-resistant, 100% nylon
- Clothes hooks (2) – chrome, on door to head
- Decorator pillows
- Designer curtains – décor-matched
- Designer décor
- Entrance door – secures open and closed
- Hanging locker – full-height, cedar-lined, swivel hanging bar, automatic light, shared with third stateroom
- Hanging locker – carpeted, 9. swivel hanging bar, 2 side shelves, automatic light
- Hardware highlights – brass/chrome
- Lights (2) – directable reading, recessed
- Lights (6) – halogen, overhead, recessed
- Mirrored headboard
- Overhead hatch – circular, 20.5. diameter, lockable, inside screen, over berth
- Portlights (4) – screened
- Private guest head access
- Rocker light switches
- Sheet set – fitted sheet, flat sheet, and two pillow cases, embroidered
- Storage drawers (2)

VIP Head

- 110V outlet – GFCI protected
- Clothes hooks (2)
- Entrance doors (2) – one to guest stateroom and one to companionway, secure closed, stainless steel hardware
- Hardware highlights – brass/chrome
- Head fan
- Lights (4) – halogen, overhead, recessed
- Medicine cabinet – mirrored, 3 shelves
- Rocker light switches

- Soap dish – wall-mounted, solid glass
- Toilet – electric flush, pedestal
- Toilet paper holder
- Towel ring
- Vanity – solid surface top and backsplash with integral sink, 2 shelves below with 2 doors
- Shower Stall
- Bench seat – integral
- Entrance door – bi-fold, translucent textured glass in aluminum frame, secures open
- Light – halogen, overhead, recessed
- Portlight – screened, privacy glass
- Shower head – adjustable height, detachable for use as hand shower
- Towel bar

Port Bunk Room

- 110V outlet – GFCI protected
- Bedside end table – solid surface top, cabinet below with 2 shelves
- Berths – 86. x 30. upper bunk, 82. x 30. lower bunk
- Carpet – Gold Rush, tufted cut pile, 65 oz., crush-resistant, 100% nylon
- Decorator pillows
- Designer curtains – décor-matched
- Designer décor
- Entrance door – secures open and closed
- Hanging locker – shared with guest stateroom
- Lights (2) – directable reading sconces
- Lights (3) – halogen, overhead, recessed
- Portlight – screened
- Rocker light switches
- Sheet sets (2) – fitted sheet, flat sheet, and pillow case, embroidered
- Storage drawer – under lower bunk

Electronics

- Furuno NAVnet 12" Chartplotter, Fishfinder, & Radar
- Furuno 4kW Closed Dome Radar
- Raymarine C9 Chartplotter
- Auto Pilot ST8002 (Bridge)
- Standard Horizon VHF with DSC
- Furuno Depth RD30

Mechanical & Electrical Features

- Dripless shaft logs with spare seals

- Diesel Engines, Volvo TAMD 74P EDC
- Engine monitor panels for Volvo 74P
- Engine oil change system
- Exhaust mufflers – engines
- Exhaust muffler – generator
- Fresh water cooling – engines
- Fresh water cooling – generator
- Fuel tanks – welded, baffled 5052 aluminum
- Hydraulic steering
- Propellers – manufacturer-certified
- Propeller shafts – aquamet
- Rudders – 421 manganese bronze
- Seawater strainers
- Cutlass bearings – synthetic rubber composite **(NEW 2011 w/ spares)**
- Struts – 421 manganese bronze
- Trim tabs – stainless steel, hydraulic
- AC/DC distribution panels with magnetic circuit breakers and integral generator and bilge blower controls; AC and DC voltmeters; AC and DC ammeters
- Batteries (5) – deep cycle, marine (12V)
- Battery chargers (3) – electronic, AC-DC converters
- External connectors – CATV, telephone
- Kohler 15.5 kW (required with air conditioning)
- Ground Fault Circuit Interrupt (GFCI) protection – all 110V outlets
- Inverter
- Shore power connector – 50 amp
- Shore power cord – 50 ft. – Cablemaster for shore power
- Wiring system – tinned copper strand wire, harnessed, color-coded, labeled, meets or exceeds ABYC standards

Engine Room Features

- Bilges coated with white, low-VOC gelcoat
- Bulkheads laminated to hull sides and stringers
- Hinged access ladder
- Insulation – acoustical and thermal, vinyl vapor barrier
- Lights (6) – overhead, fluorescent, controls in cockpit
- Diamond plate aluminum catwalk
- Tool box attached to bulkhead

Water & Waste Systems

- Central drain system

- Fresh water system – pressurized (12V), with large-capacity filter
- Fresh water storage tanks (2) – polyethylene
- Fresh water tank level monitor
- Grey water sump pump – automatic/ manual operation
- Hot and cold cockpit handshower
- Shore water connection with pressure reduction valve
- Transom and Bow Washdowns, freshwater
- Water and waste lines – constructed of molecularly cross-linked polyethylene
- Waste holding tanks (2) – with dockside pump outs & overboard discharge with pump
- Water heater – 20 gallons (110V)
- Waste tank level monitor
- Vacuum flush – with waste tank odor filter

Исключения

При продаже яхты исключаются личные вещи владельца.

Отказ от ответственности

Компания предоставляет описание судна или яхты добросовестно, но не может гарантировать точность этой информации, а также не ручается за техническое состояние. Покупатель должен проинструктировать своих агентов или оценщиков исследовать представленную информацию более подробно, по собственному желанию. Продажа судна или яхты, изменение цены или снятие с продажи будет происходить без предварительного уведомления.

ФОТОГРАФИИ




















































КОНТАКТЫ

Андрей Шестаков (Andrey Shestakov) – ведущий яхтенный брокер отдела продаж яхт и судов компании Shestakov Yacht Sales Inc. Официальный представитель Shestakov Yacht Sales Inc. для русскоговорящих клиентов в центральном офисе компании в Майами/Форт Лодердейл/Флорида/США.

Контактная информация

Email: andrey@shestakovyachtsales.com

Web: shestakovyachtsales.com

Телефоны

Краснодарский край: **+7(918)465-66-44**

США, Майами, Флорида: **+1(954)274-4435**

Время работы

Понедельник – Суббота: **9:00 - 21:00**
EDT

Воскресенье: **Закрето**

Адрес



Harbour Towne Marina, 850 NE 3rd St,
STE 213, Dania, FL 33004